

# Institutional Research Report

**Official Enrollment Report**  
**First Day of Session ✓**  
**Winter 2006 ✓**



**OAKLAND  
COMMUNITY  
COLLEGE**



OAKLAND  
COMMUNITY  
COLLEGE

**Official Enrollment Report**  
**First Day of Session, Winter 2006 ✓**



Prepared by:  
The Office of Institutional Research  
January 2006 ✓

## TABLE OF CONTENTS

<b>Executive Summary</b>	<b>4</b>
<b>First Day of Session Student Credit Hours</b>	<b>5</b>
<b>First Day of Session Student Headcount</b>	<b>6</b>
<b>First Day of Session Student Credit Hours per Student</b>	
<b>College-Wide</b>	<b>7</b>
<b>Auburn Hills</b>	<b>8</b>
<b>Highland Lakes</b>	<b>9</b>
<b>Orchard Ridge</b>	<b>10</b>
<b>Royal Oak</b>	<b>11</b>
<b>Southfield</b>	<b>12</b>



OAKLAND  
COMMUNITY  
COLLEGE

**OFFICIAL ENROLLMENT  
WINTER 2006, FIRST DAY OF SESSION REPORT  
EXECUTIVE SUMMARY**

The following report contains data related to: 1) the number of student credit hours; 2) total student headcount; and 3) the number of credits per student. Please note the section of this report which indicates high and low enrollment figures for First Day of Session data over the past ten years.

All individual campus Student Credit Hours and Headcounts can be found in the Credits per Student tables.

This report can be summarized with the following main points:

- The number of College-Wide Student Credit Hours decreased slightly (-0.2%) when compared with the same time period last year. In contrast, over the five-year period (2002 to 2006), total Student Credit Hours increased by 8.5%.
- Student Headcount at the college-wide level has decreased by 1.1% since Winter 2005. However, over the five-year period, headcount increased by 2.8%.
- College-wide Credit Hours per Student (8.20) have increased slightly (1.0%) since last year. Further, over the five-year period, this figure increased by 5.5%.

Overall, compared to the same figures one year ago, there were decreases in College-Wide Student Credit Hours and Student Headcount (-0.2% and -1.1%, respectively), while Credit Hours per Student rose slightly (1.0%).

If there are questions regarding the data contained within this report, please contact Nancy Showers, Director of Institutional Research, at (248) 341-2141.

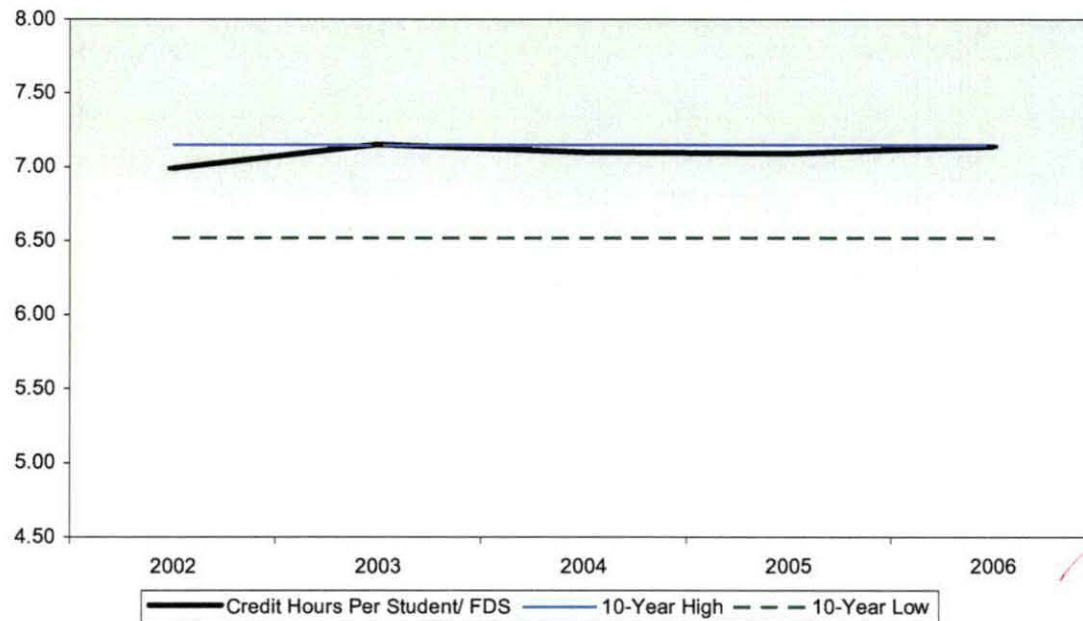
NOTE: The format of the report allows you to use an interactive table of contents that will appear in the left margin by pressing the F5 button. This will allow you to quickly maneuver through the document.



**Oakland Community College  
 Official Enrollment Report - Credit Hours Per Student  
 Winter 2006 - First Day of Session  
 Auburn Hills**

	2002	2003	2004	2005	2006	1-Year % Change	5-Year % Change
Actual First Day Enrollment Credit Hours	53,746.00	53,613.00	57,716.00	56,158.00	55,996.00	-0.3%	4.2%
Actual First Day Enrollment Headcount	7,684	7,502	8,130	7,921	7,847	-0.9%	2.1%
Credit Hours Per Student/FDS	6.99	7.15	7.10	7.09	7.14	0.7%	2.1%

**Credit Hours Per Student Ratio**



**Summary**

Auburn Hills shows an average of 7.14 credit hours per student for the Winter 2006 term.

This represents an increase of 0.7% from Winter 2005.

The five-year percentage change of credit hours per student shows an increase of 2.1%.

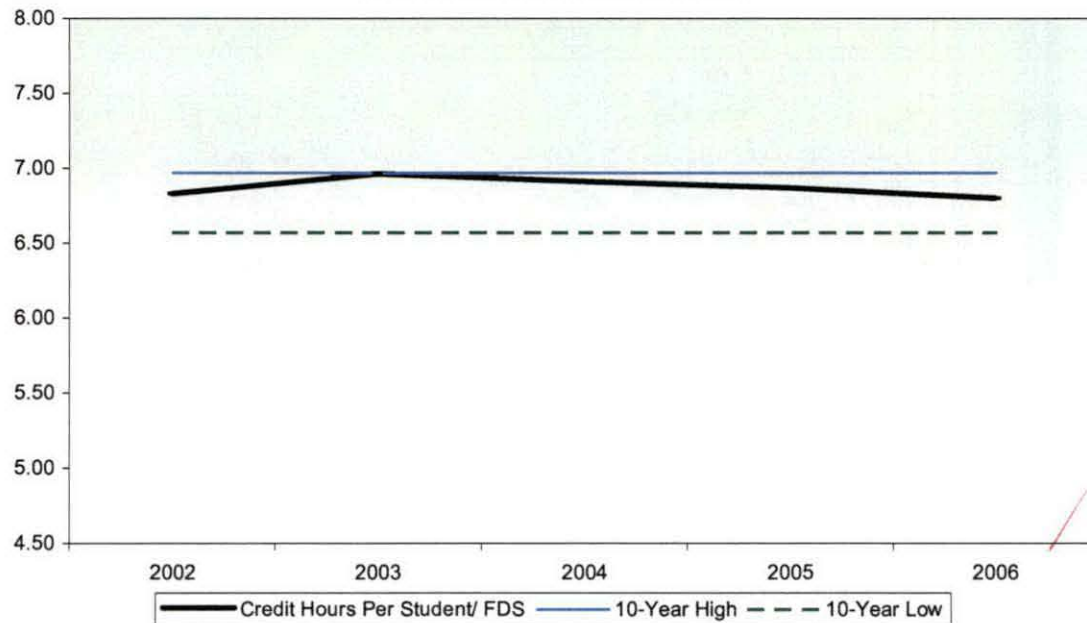
<b>10-Year High</b>	7.15	(2003)
<b>10-Year Low</b>	6.52	(1997)

NOTE: The actual student credit hours are based on credit courses only. Summation of campus headcounts do not equal college totals due to attendance at more than one campus.

**Oakland Community College  
 Official Enrollment Report - Credit Hours Per Student  
 Winter 2006 - First Day of Session  
 Highland Lakes**

	2002	2003	2004	2005	2006	1-Year % Change	5-Year % Change
<b>Actual First Day Enrollment Credit Hours</b>	25,537.50	27,637.00	32,500.00	31,231.50	31,726.00	1.6%	24.2%
<b>Actual First Day Enrollment Headcount</b>	3,738	3,969	4,706	4,548	4,669	2.7%	24.9%
<b>Credit Hours Per Student/ FDS</b>	6.83	6.96	6.91	6.87	6.80	-1.0%	-0.4%

**Credit Hours Per Student Ratio**



**Summary**

Highland Lakes shows an average of 6.8 credit hours per student for the Winter 2006 term.

This represents a decrease of 1% from Winter 2005.

The five-year percentage change of credit hours per student shows a decrease of 0.4%.

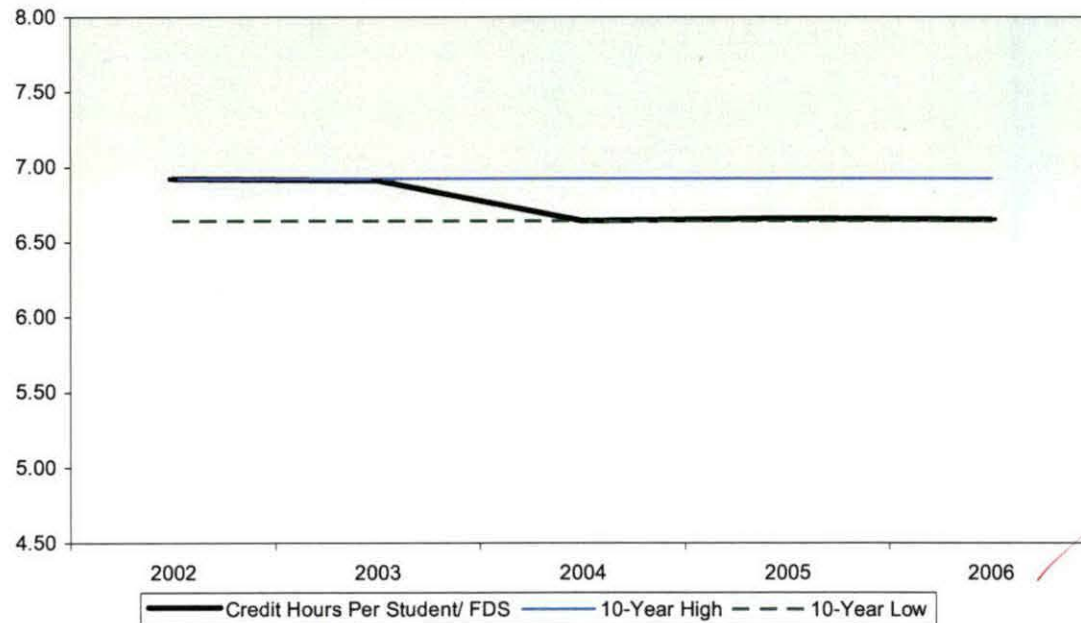
<b>10-Year High</b>	6.96	(2003)
<b>10-Year Low</b>	6.57	(2000)

NOTE: The actual student credit hours are based on credit courses only. Summation of campus headcounts do not equal college totals due to attendance at more than one campus.

**Oakland Community College  
 Official Enrollment Report - Credit Hours Per Student  
 Winter 2006 - First Day of Session  
 Orchard Ridge**

	2002	2003	2004	2005	2006	1-Year % Change	5-Year % Change
Actual First Day Enrollment Credit Hours	47,511.00	44,871.00	48,832.00	47,224.00	47,026.00	-0.4%	-1.0%
Actual First Day Enrollment Headcount	6,864	6,496	7,356	7,095	7,073	-0.3%	3.0%
Credit Hours Per Student/ FDS	6.92	6.91	6.64	6.66	6.65	-0.2%	-3.9%

**Credit Hours Per Student Ratio**



**Summary**

Orchard Ridge shows an average of 6.65 credit hours per student for the Winter 2006 term.

This represents a decrease of 0.2% from Winter 2005.

The five-year percentage change of credit hours per student shows a decrease of 3.9%.

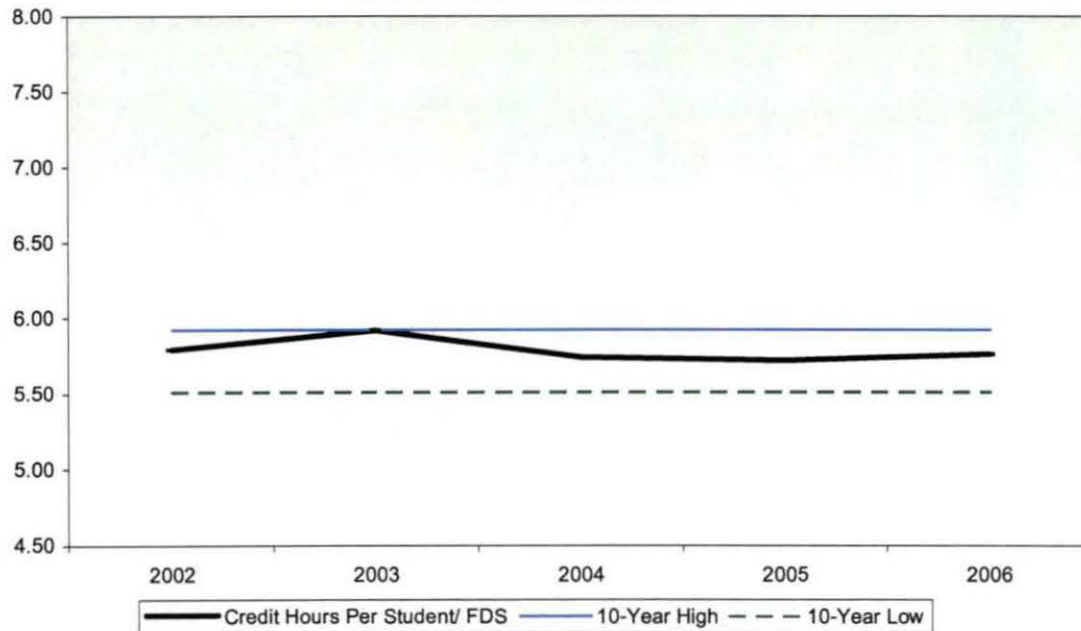
<b>10-Year High</b>	6.92	(2002)
<b>10-Year Low</b>	6.64	(2004)

NOTE: The actual student credit hours are based on credit courses only. Summation of campus headcounts do not equal college totals due to attendance at more than one campus.

**Oakland Community College  
 Official Enrollment Report - Credit Hours Per Student  
 Winter 2006 - First Day of Session  
 Royal Oak**

	2002	2003	2004	2005	2006	1-Year % Change	5-Year % Change
Actual First Day Enrollment Credit Hours	33,266.00	31,485.00	36,368.00	34,543.00	34,580.00	0.1%	3.9%
Actual First Day Enrollment Headcount	5,741	5,316	6,341	6,034	6,005	-0.5%	4.6%
Credit Hours Per Student/ FDS	5.79	5.92	5.74	5.72	5.76	0.7%	-0.5%

**Credit Hours Per Student Ratio**



**Summary**

Royal Oak shows an average of 5.76 credit hours per student for the Winter 2006 term.

This represents an increase of 0.7% from Winter 2005.

The five-year percentage change of credit hours per student shows a decrease of 0.5%.

<b>10-Year High</b>	5.92	(2003)
<b>10-Year Low</b>	5.51	(1997)

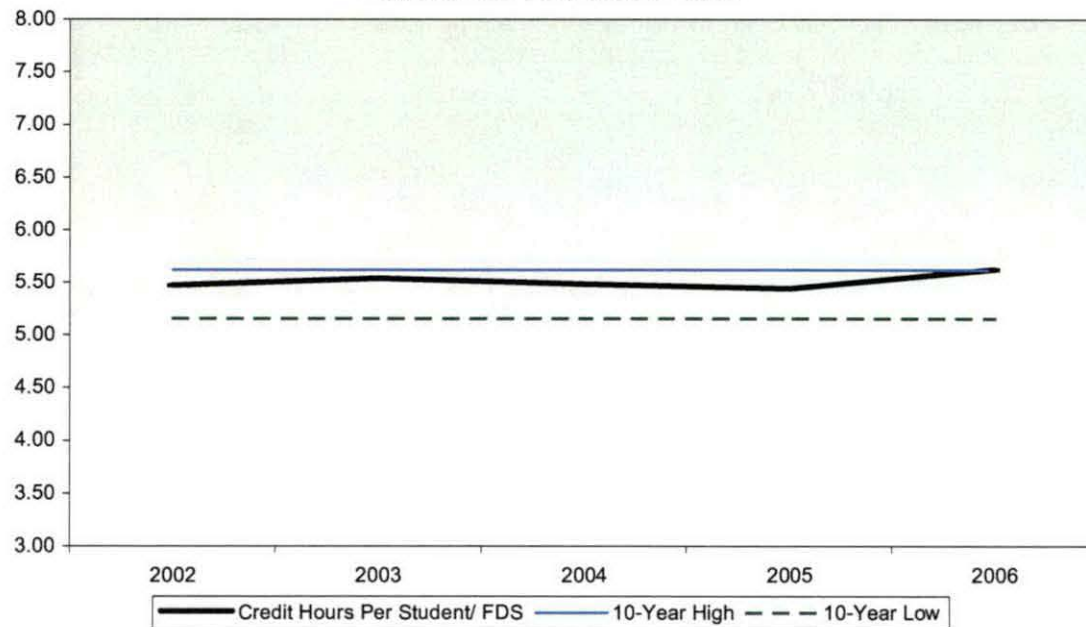
NOTE: The actual student credit hours are based on credit courses only. Summation of campus headcounts do not equal college totals due to attendance at more than one campus.



**Oakland Community College  
 Official Enrollment Report - Credit Hours Per Student  
 Winter 2006 - First Day of Session  
 Southfield**

	2002	2003	2004	2005	2006	1-Year % Change	5-Year % Change
<b>Actual First Day Enrollment Credit Hours</b>	11,005.00	12,012.50	15,168.50	16,757.00	16,287.00	-2.8%	48.0%
<b>Actual First Day Enrollment Headcount</b>	2,011	2,168	2,770	3,083	2,899	-6.0%	44.2%
<b>Credit Hours Per Student/ FDS</b>	5.47	5.54	5.48	5.44	5.62	3.3%	2.7%

**Credit Hours Per Student Ratio**



**Summary**

Southfield shows an average of 5.62 credit hours per student for the Winter 2006 term.

This represents an increase of 3.3% from Winter 2005.

The five-year percentage change of credit hours per student shows an increase of 2.7%.

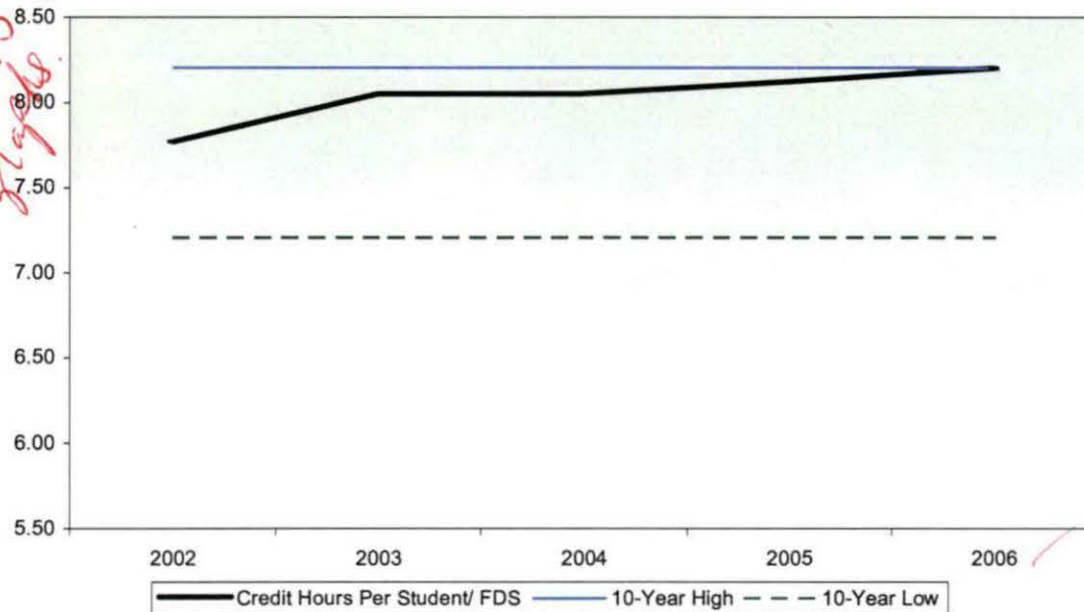
<b>10-Year High</b>	5.62	(2006)
<b>10-Year Low</b>	5.15	(1997)

NOTE: The actual student credit hours are based on credit courses only. Summation of campus headcounts do not equal college totals due to attendance at more than one campus.

**Oakland Community College  
 Official Enrollment Report - Credit Hours Per Student  
 Winter 2006 - First Day of Session  
 College-Wide**

	2002	2003	2004	2005	2006	1-Year % Change	5-Year % Change
Actual First Day Enrollment Credit Hours	171,071.50	169,688.50	190,584.50	185,916.50	185,615.00	-0.2%	8.5%
Actual First Day Enrollment Headcount	22,023	21,072	23,664	22,884	22,630	-1.1%	2.8%
Credit Hours Per Student/ FDS	7.77	8.05	8.05	8.12	8.20	1.0%	5.5%

**Credit Hours Per Student Ratio**



**Summary**

During Winter 2006, students enrolled in an average of 8.2 credits college-wide.

This represents a 1% increase in credit hours per student from Winter 2005.

The five-year percentage change for credit hours per student shows an increase of 5.5%.

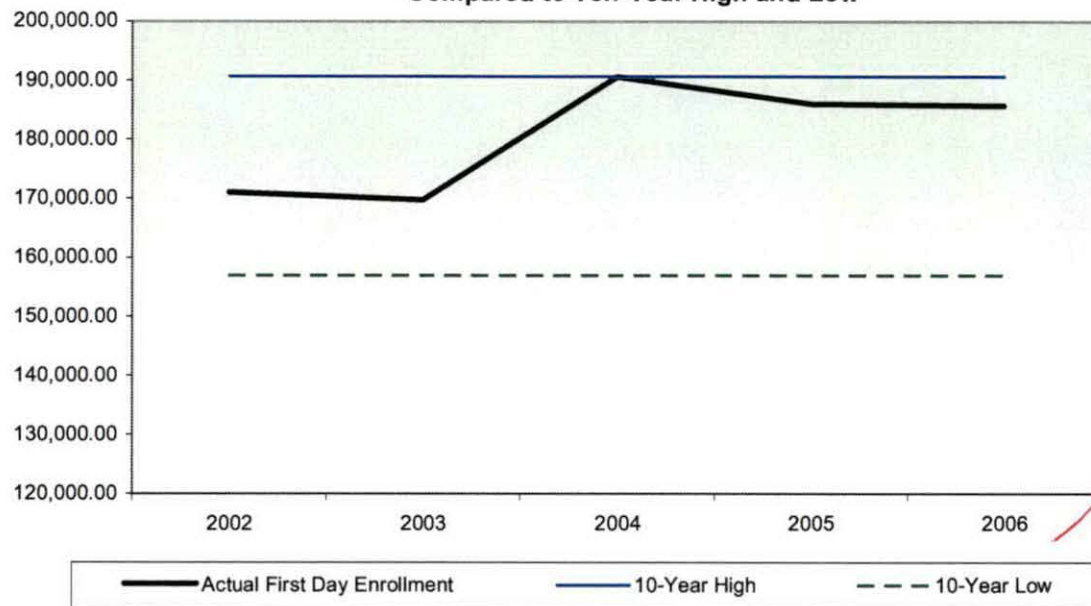
<b>10 Year High</b>	8.20	(2006)
<b>10 Year Low</b>	7.20	(1997)

NOTE: The actual student credit hours are based on credit courses only. Summation of campus headcounts do not equal college totals due to attendance at more than one campus.

**Oakland Community College  
 Official Enrollment Report - Student Credit Hours  
 Winter 2006 - First Day of Session  
 College-Wide**

	2002	2003	2004	2005	2006	1-Year % Change	5-Year % Change
<b>Actual First Day Enrollment</b>	171,071.50	169,688.50	190,584.50	185,916.50	185,615.00	-0.2%	8.5%

**Actual First Day of Session Enrollment  
 Compared to Ten-Year High and Low**



**Summary**

In comparison to First Day of Session, Winter 2005, actual credit hours have decreased by 0.2%.

The five-year percent change for college-wide actual student credit hours is showing an increase of 8.5%.

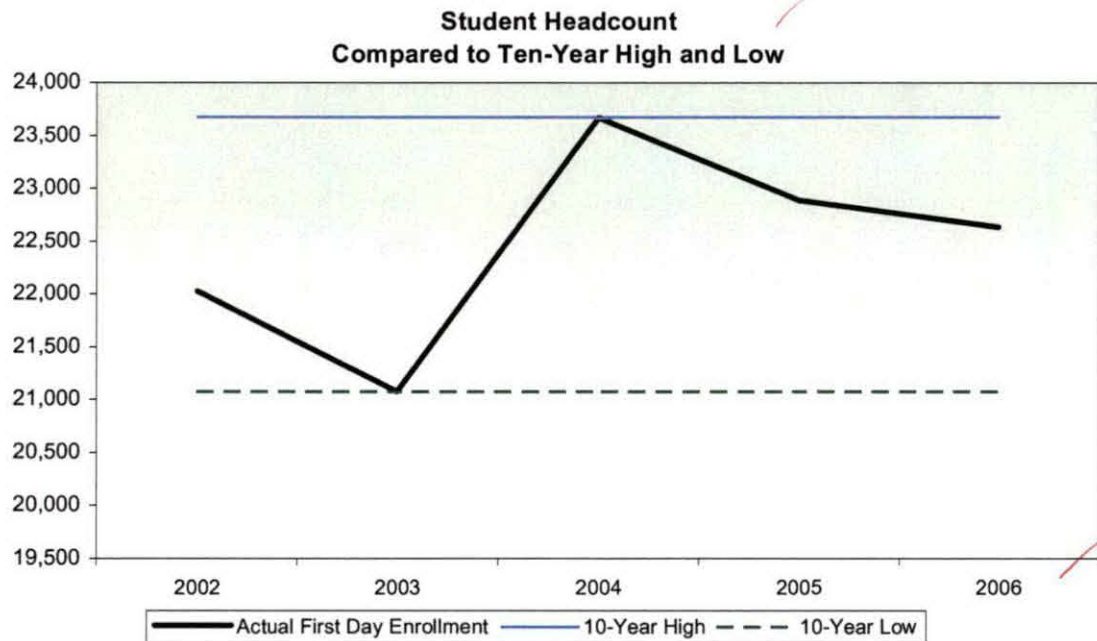
<b>10-Year High</b>	190,584.50	(2004)
<b>10-Year Low</b>	156,938.00	(1997)

NOTE: The actual student credit hours are based on credit courses only.



**Oakland Community College  
Official Enrollment Report - Student Headcount  
Winter 2006 - First Day of Session  
College-Wide**

	2002	2003	2004	2005	2006	1-Year % Change	5-Year % Change
<b>Actual First Day Enrollment</b>	22,023	21,072	23,664	22,884	22,630	-1.1%	2.8%



**Summary**

Student headcount for the First Day of Session, Winter 2006 decreased 1.1% from the First Day of Session, Winter 2005.

The five-year percentage change shows a 2.8% increase in actual student headcount college-wide.

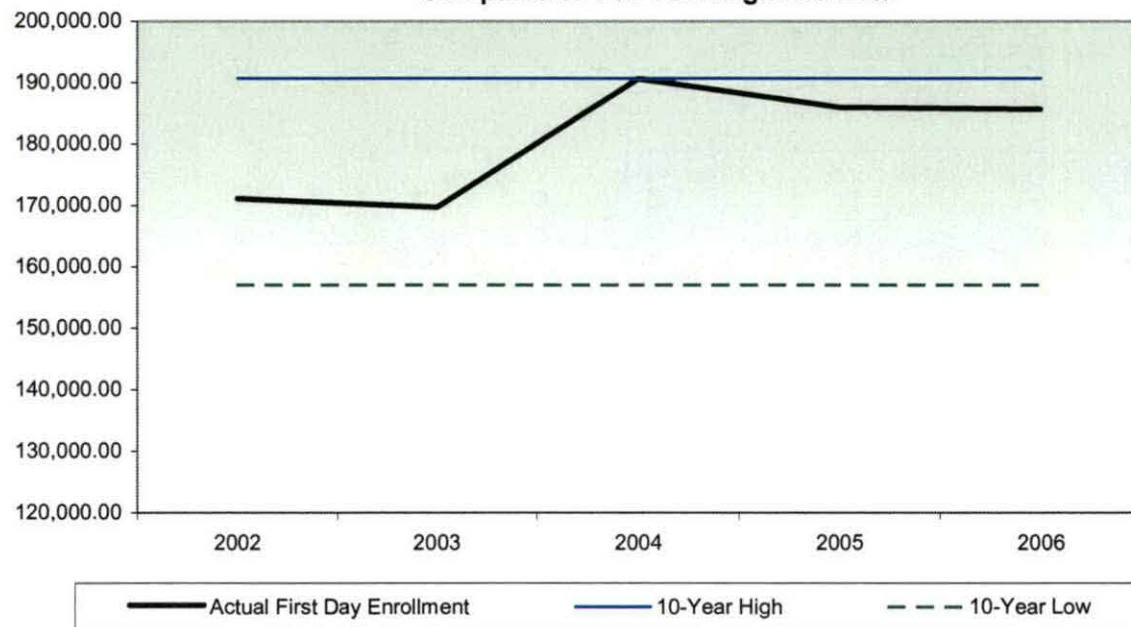
<b>10-Year High</b>	23,664	(2004)
<b>10-Year Low</b>	21,072	(2003)

NOTE: Summation of campus headcounts do not equal college totals due to attendance at more than one campus.

**Oakland Community College  
Official Enrollment Report - Student Credit Hours  
Winter 2006 - First Day of Session  
College-Wide**

	2002	2003	2004	2005	2006	1-Year % Change	5-Year % Change
<b>Actual First Day Enrollment</b>	✓ 171,071.50	✓ 169,688.50	✓ 190,584.50	✓ 185,916.50	✓ 185,615.00	✓ -0.2%	✓ 8.5%

**Actual First Day of Session Enrollment  
Compared to Ten-Year High and Low**



**Summary**

In comparison to First Day of Session, Winter 2005, actual credit hours have decreased by 0.2% ✓

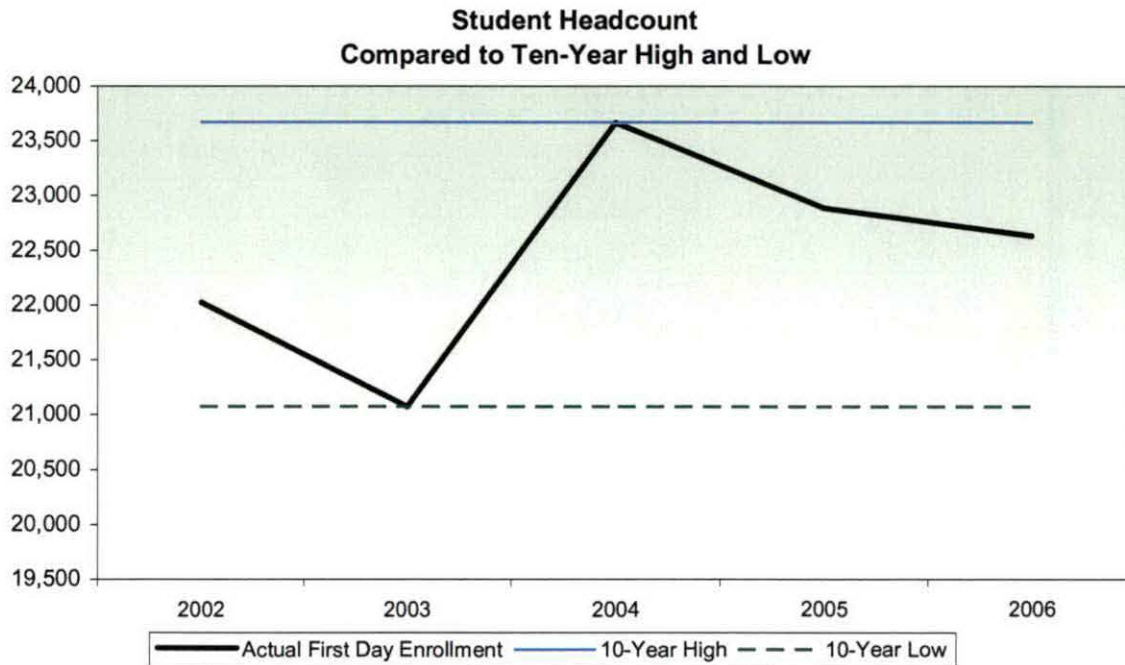
The five-year percent change for college-wide actual student credit hours is showing an increase of 8.5% ✓

<b>10-Year High</b>	190,584.50 ✓	(2004) ✓
<b>10-Year Low</b>	156,938.00 ✓	(1997) ✓

NOTE: The actual student credit hours are based on credit courses only.

**Oakland Community College  
Official Enrollment Report - Student Headcount  
Winter 2006 - First Day of Session  
College-Wide**

	2002	2003	2004	2005	2006	1-Year % Change	5-Year % Change
<b>Actual First Day Enrollment</b>	✓ 22,023	✓ 21,072	✓ 23,664	✓ 22,884	✓ 22,630	✓ -1.1%	✓ 2.8%



**Summary**

Student headcount for the First Day of Session, Winter 2006 decreased 1.1% ✓ from the First Day of Session, Winter 2005.

The five-year percentage change shows a 2.8% increase ✓ in actual student headcount college-wide.

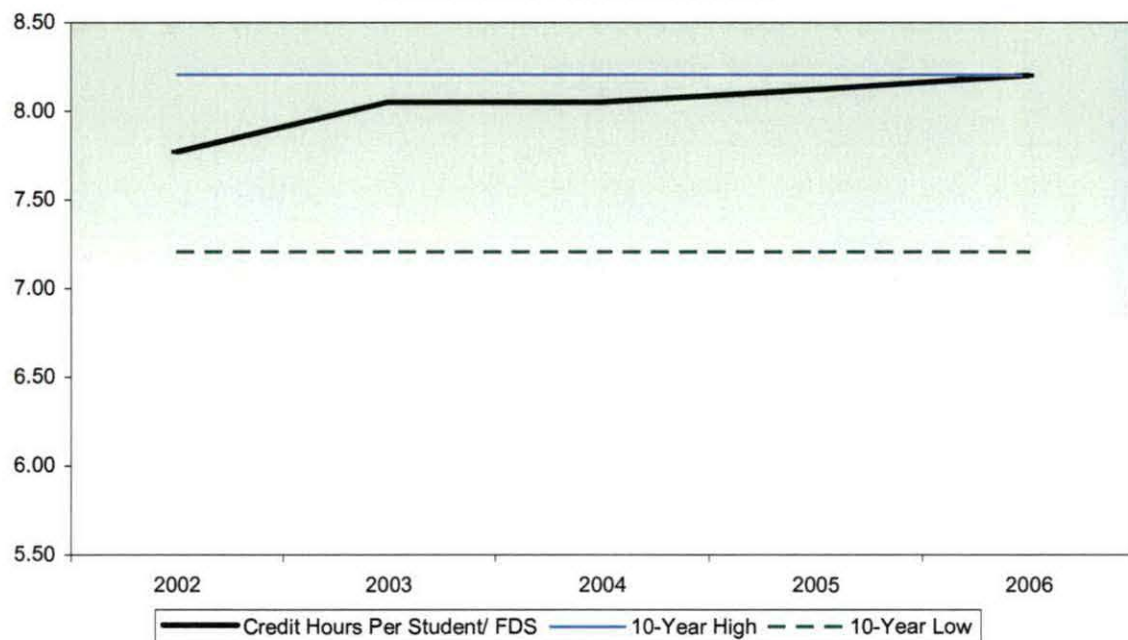
<b>10-Year High</b>	23,664 ✓	(2004) ✓
<b>10-Year Low</b>	21,072 ✓	(2003) ✓

NOTE: Summation of campus headcounts do not equal college totals due to attendance at more than one campus.

**Oakland Community College  
Official Enrollment Report - Credit Hours Per Student  
Winter 2006 - First Day of Session  
College-Wide**

	2002	2003	2004	2005	2006	1-Year % Change	5-Year % Change
Actual First Day Enrollment Credit Hours	✓ 171,071.50	✓ 169,688.50	✓ 190,584.50	✓ 185,916.50	✓ 185,615.00	✓ -0.2%	✓ 8.5%
Actual First Day Enrollment Headcount	✓ 22,023	✓ 21,072	✓ 23,664	✓ 22,884	✓ 22,630	✓ -1.1%	✓ 2.8%
Credit Hours Per Student/ FDS	✓ 7.77	✓ 8.05	✓ 8.05	✓ 8.12	✓ 8.20	✓ 1.0%	✓ 5.5%

**Credit Hours Per Student Ratio**



**Summary**

During Winter 2006, students enrolled in an average of 8.20 credits college-wide.

8.20

This represents a 1% increase in credit hours per student from Winter 2005.

The five-year percentage change for credit hours per student shows an increase of 5.5%.

<b>10 Year High</b>	8.20	#N/A
<b>10 Year Low</b>	7.20	(1997)

(2006)

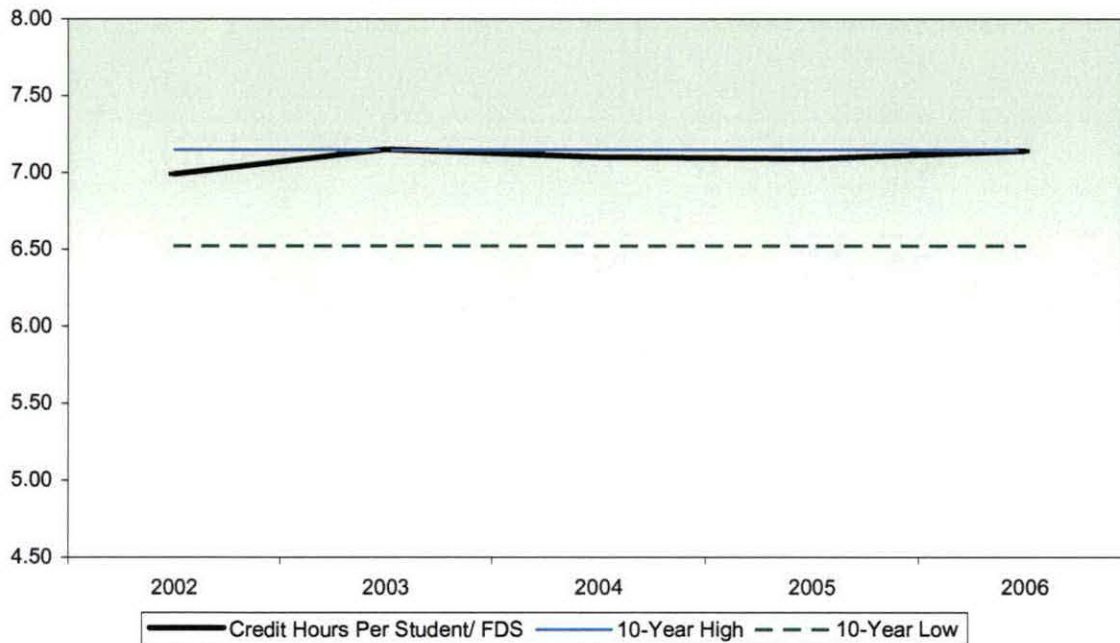
NOTE: The actual student credit hours are based on credit courses only. Summation of campus headcounts do not equal college totals due to attendance at more than one campus.



**Oakland Community College**  
**Official Enrollment Report - Credit Hours Per Student**  
**Winter 2006 - First Day of Session**  
**Auburn Hills**

	2002	2003	2004	2005	2006	1-Year % Change	5-Year % Change
Actual First Day Enrollment Credit Hours	✓ 53,746.00	✓ 53,613.00	✓ 57,716.00	✓ 56,158.00	✓ 55,996.00	✓ -0.3%	✓ 4.2%
Actual First Day Enrollment Headcount	✓ 7,684	✓ 7,502	✓ 8,130	✓ 7,921	✓ 7,847	✓ -0.9%	✓ 2.1%
Credit Hours Per Student/FDS	✓ 6.99	✓ 7.15	✓ 7.10	✓ 7.09	✓ 7.14	✓ 0.7%	✓ 2.1%

**Credit Hours Per Student Ratio**



**Summary**

Auburn Hills shows an average of 7.14 credit hours per student for the Winter 2006 term.

This represents an increase of 0.7% from Winter 2005.

The five-year percentage change of credit hours per student shows an increase of 2.1%.

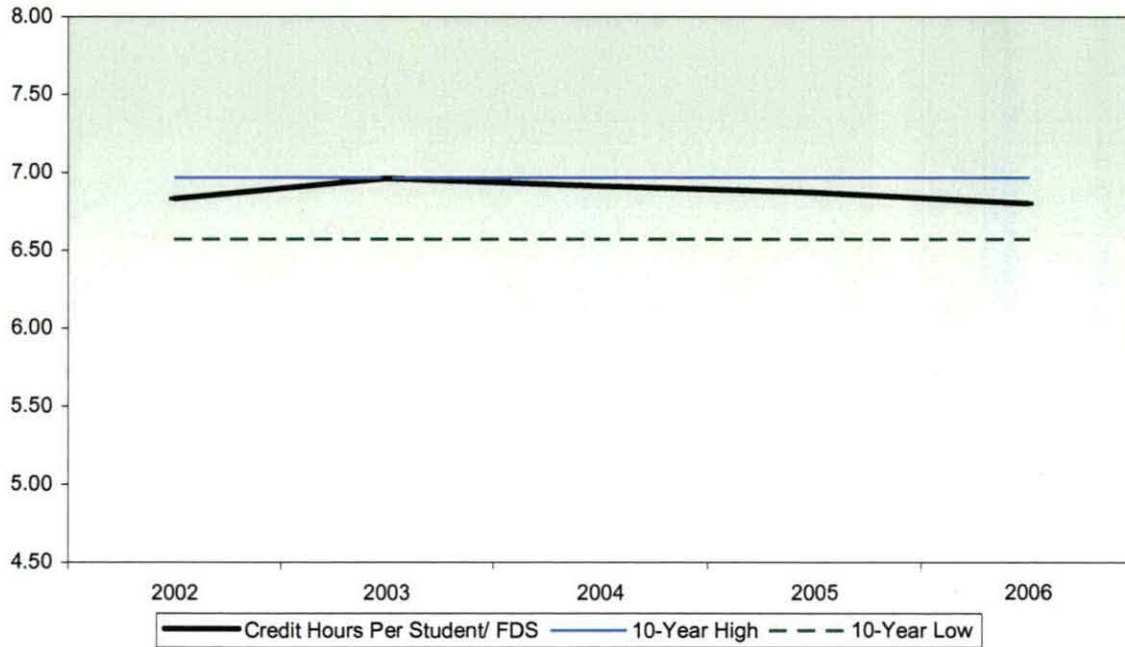
<b>10-Year High</b>	7.15 ✓	(2003) ✓
<b>10-Year Low</b>	6.52 ✓	(1997) ✓

NOTE: The actual student credit hours are based on credit courses only. Summation of campus headcounts do not equal college totals due to attendance at more than one campus.

**Oakland Community College  
 Official Enrollment Report - Credit Hours Per Student  
 Winter 2006 - First Day of Session  
 Highland Lakes**

	2002	2003	2004	2005	2006	1-Year % Change	5-Year % Change
Actual First Day Enrollment Credit Hours	✓ 25,537.50	✓ 27,637.00	✓ 32,500.00	✓ 31,231.50	✓ 31,726.00	✓ 1.6%	✓ 24.2%
Actual First Day Enrollment Headcount	✓ 3,738	✓ 3,969	✓ 4,706	✓ 4,548	✓ 4,669	✓ 2.7%	✓ 24.9%
Credit Hours Per Student/ FDS	✓ 6.83	✓ 6.96	✓ 6.91	✓ 6.87	✓ 6.80	✓ -1.0%	✓ -0.4%

**Credit Hours Per Student Ratio**



**Summary**

Highland Lakes shows an average of 6.8 credit hours per student for the Winter 2006 term. *6.80?*

This represents a decrease of 1% from Winter 2005.

The five-year percentage change of credit hours per student shows a decrease of 0.4%.

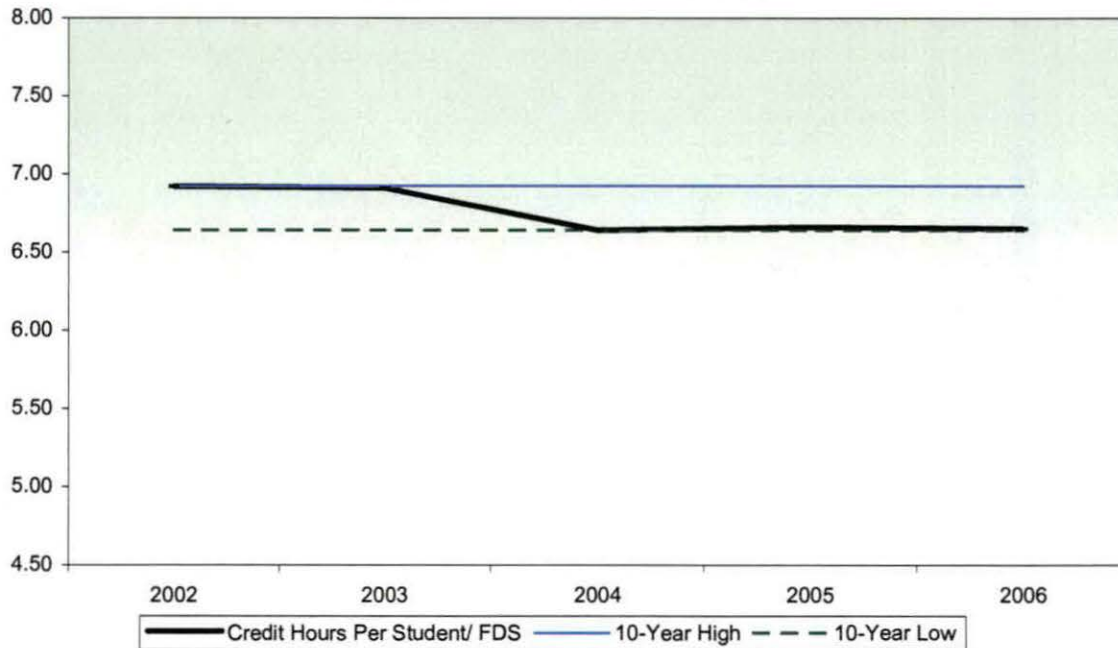
<b>10-Year High</b>	6.96 ✓	(2003)
<b>10-Year Low</b>	6.57 ✓	(2000) <i>and 1997</i>

NOTE: The actual student credit hours are based on credit courses only. Summation of campus headcounts do not equal college totals due to attendance at more than one campus.

**Oakland Community College  
Official Enrollment Report - Credit Hours Per Student  
Winter 2006 - First Day of Session  
Orchard Ridge**

	2002	2003	2004	2005	2006	1-Year % Change	5-Year % Change
Actual First Day Enrollment Credit Hours	✓ 47,511.00	✓ 44,871.00	✓ 48,832.00	✓ 47,224.00	✓ 47,026.00	✓ -0.4%	✓ -1.0%
Actual First Day Enrollment Headcount	✓ 6,864	✓ 6,496	✓ 7,356	✓ 7,095	✓ 7,073	✓ -0.3%	✓ 3.0%
Credit Hours Per Student/ FDS	✓ 6.92	✓ 6.91	✓ 6.64	✓ 6.66	✓ 6.65	✓ -0.2%	✓ -3.9%

**Credit Hours Per Student Ratio**



**Summary**

Orchard Ridge shows an average of 6.65 credit hours per student for the Winter 2006 term.

This represents a decrease of 0.2% from Winter 2005.

The five-year percentage change of credit hours per student shows a decrease of 3.9%.

<b>10-Year High</b>	6.92 ✓	(2002) ✓
<b>10-Year Low</b>	6.64 ✓	(2004) ✓

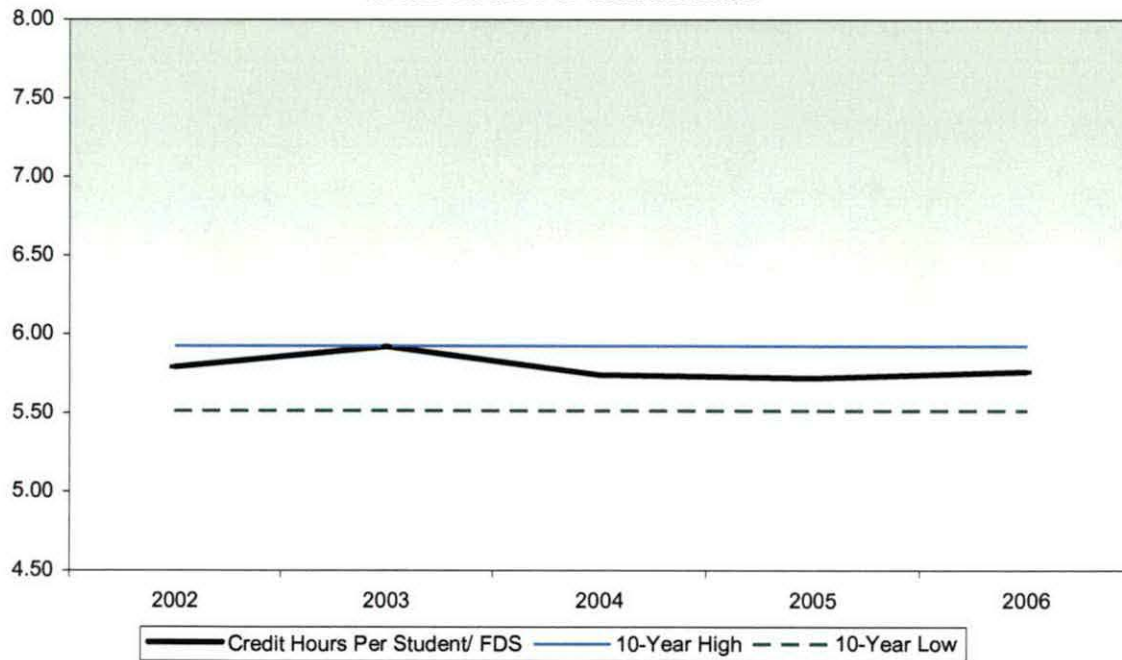
NOTE: The actual student credit hours are based on credit courses only. Summation of campus headcounts do not equal college totals due to attendance at more than one campus.



**Oakland Community College  
Official Enrollment Report - Credit Hours Per Student  
Winter 2004 - First Day of Session  
Royal Oak**

	2002	2003	2004	2005	2006	1-Year % Change	5-Year % Change
Actual First Day Enrollment Credit Hours	✓ 33,266.00	✓ 31,485.00	✓ 36,368.00	✓ 34,543.00	✓ 34,580.00	✓ 0.1%	✓ 3.9%
Actual First Day Enrollment Headcount	✓ 5,741	✓ 5,316	✓ 6,341	✓ 6,034	✓ 6,005	✓ -0.5%	✓ 4.6%
Credit Hours Per Student/ FDS	✓ 5.79	✓ 5.92	✓ 5.74	✓ 5.72	✓ 5.76	✓ 0.7%	✓ -0.5%

**Credit Hours Per Student Ratio**



**Summary**

Royal Oak shows an average of 5.76 credit hours per student for the Winter 2006 term.

This represents an increase of 0.7% from Winter 2005.

The five-year percentage change of credit hours per student shows a decrease of 0.5%.

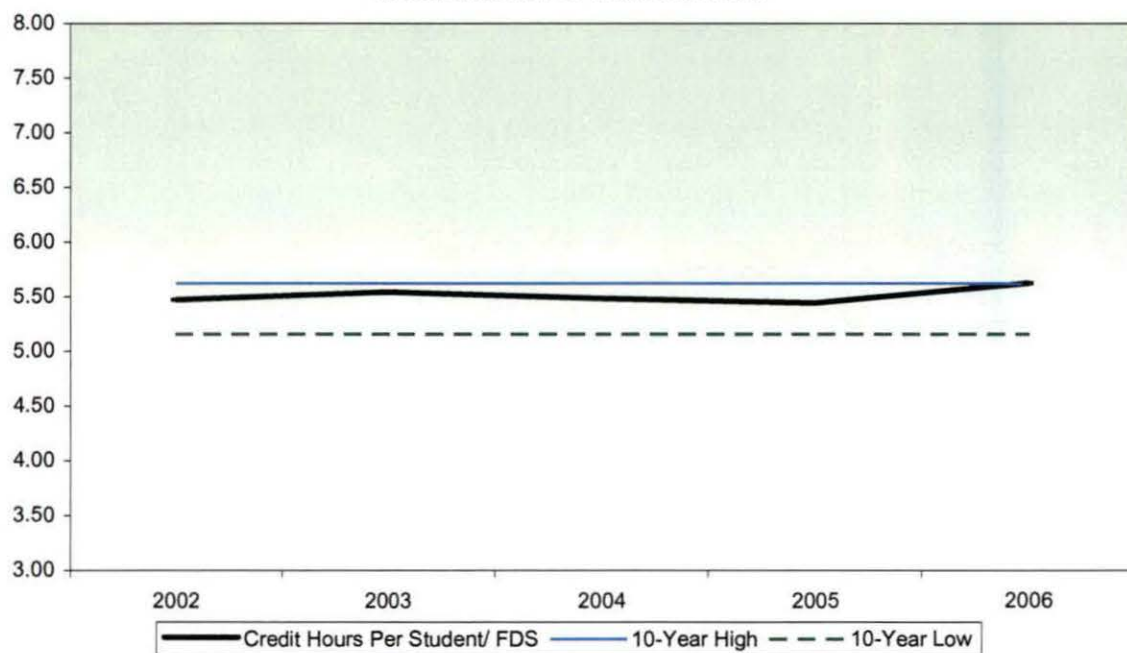
<b>10-Year High</b>	5.92 ✓	(2003) ✓
<b>10-Year Low</b>	5.51 ✓	(1997) ✓

NOTE: The actual student credit hours are based on credit courses only. Summation of campus headcounts do not equal college totals due to attendance at more than one campus.

**Oakland Community College  
Official Enrollment Report - Credit Hours Per Student  
Winter 2006 - First Day of Session  
Southfield**

	2002	2003	2004	2005	2006	1-Year % Change	5-Year % Change
Actual First Day Enrollment Credit Hours	11,005.00	12,012.50	15,168.50	16,757.00	16,287.00	-2.8%	48.0%
Actual First Day Enrollment Headcount	2,011	2,168	2,770	3,083	2,899	-6.0%	44.2%
Credit Hours Per Student/ FDS	5.47	5.54	5.48	5.44	5.62	3.3%	2.7%

**Credit Hours Per Student Ratio**



**Summary**

Southfield shows an average of 5.62 credit hours per student for the Winter 2006 term.

This represents an increase of 3.3% from Winter 2005.

The five-year percentage change of credit hours per student shows an increase of 2.7%.

10-Year High	5.62	#N/A
10-Year Low	5.15	(1997)

NOTE: The actual student credit hours are based on credit courses only. Summation of campus headcounts do not equal college totals due to attendance at more than one campus.

Oakland Community College  
 Official Enrollment  
 Winter Term

College-Wide

Student Credit Hours

	2006	2005	2004	2003	2002	2001
Projected*	193,514.00	187,780.00	183,090.00	177,135.00	172,827.00	171,647.00
Actual First Day Enrollment	✓ 185,615.00	✓ 185,916.50	✓ 190,584.50	✓ 169,688.50	✓ 171,071.50	161,622.00
Actual One-Tenth Day Enrollment		188,239.50	188,965.50	175,499.50	171,628.50	162,961.00
Actual End of Session (Credit)		163,879.00	166,747.50	158,197.50	172,873.00	165,068.50
Actual End of Session (Non-Credit)		3,581.59	3,473.19	5,268.19	5,226.60	10,255.77
Actual End of Session Total		167,460.59	170,220.69	163,465.69	178,099.60	175,324.27

Headcount

	2006	2005	2004	2003	2002	2001
Projected Headcount	29330	28,953	25,120	24,000	28,500	26,192
Actual First Day Enrollment	✓ 22630	✓ 22,884	✓ 23,664	✓ 21,072	✓ 22,023	21,157
Actual One-Tenth Day Enrollment		23,696	23,936	22,428	22,587	21,735
Actual End of Session (Credit)		22,174	22,519	21,334	22,800	22,032
Actual End of Session (Non-Credit)		2,488	2,183	4,365	2,503	5,823
Actual End of Session Total		24,662	24,702	25,699	25,303	27,855

Credit Hours Per Student

	2006	2005	2004	2003	2002	2001
Actual First Day Enrollment Credit Hours	✓ 185,615.00	✓ 185,916.50	✓ 190,584.50	✓ 169,688.50	✓ 171,071.50	161,622.00
Actual First Day Enrollment Headcount	✓ 22,630.00	✓ 22,884.00	✓ 23,664.00	✓ 21,072.00	✓ 22,023.00	21,157.00
Credit Hours Per Student/ FDS	✓ 8.20	8.12	8.05	8.05	7.77	7.64
Actual One-Tenth Day Credit Hours		188,239.50	188,965.50	175,499.50	171,628.50	162,961.00
Actual One-Tenth Day Headcount		23,696.00	23,936.00	22,428.00	22,587.00	21,735.00
Credit Hours Per Student /OTD		7.94	7.89	7.83	7.60	7.50
Actual EOS Credit Hours		167,460.59	170,220.69	163,465.69	178,099.60	175,324.27
Actual EOS Headcount		24,662.00	24,702.00	25,699.00	25,303.00	27,855.00
Credit Hours Per Student/EOS		6.79	6.89	6.36	7.04	6.29
	2006	2005	2004	2003	2002	2001



Oakland Community College  
 Official Enrollment  
 Winter Term

Auburn Hills

**Student Credit Hours**

	2006	2005	2004	2003	2002	2001
Projected*	58,324.00	58,136.00	59,702.00	63,604.00	58,667.00	58,266.00
Actual First Day Enrollment	✓ 55,996.00	✓ 56,158.00	✓ 57,716.00	✓ 53,613.00	✓ 53,746.00	✓ 52,421.00
Actual One-Tenth Day Enrollment		56,354.00	56,953.00	54,334.00	53,023.00	52,329.00
Actual End of Session (Credit)		48,910.00	50,056.00	48,406.00	53,911.00	53,761.00
Actual End of Session (Non-Credit)		2,080.58	1,349.80	2,031.91	4,164.80	9,192.60
Actual End of Session Total		50,990.58	51,405.80	50,437.91	58,075.80	62,953.60

**Headcount**

	2006	2005	2004	2003	2002	2001
Actual First Day Enrollment	✓ 7847	✓ 7,921	✓ 8,130	✓ 7,502	✓ 7,684	7,634
Actual One-Tenth Day Enrollment		8,056	8,187	7,812	7,776	7,778
Actual End of Session (Credit)		7,441	7,586	7,333	7,910	7,956
Actual End of Session (Non-Credit)		1,126	406	761	1,826	5,198
Actual End of Session Total		8,567	7,992	8,094	9,736	13,154

**Credit Hours Per Student**

	2006	2005	2004	2003	2002	2001
Actual First Day Enrollment Credit Hours	✓ 55,996.00	✓ 56,158.00	✓ 57,716.00	✓ 53,613.00	✓ 53,746.00	✓ 52,421.00
Actual First Day Enrollment Headcount	✓ 7,847.00	✓ 7,921.00	✓ 8,130.00	✓ 7,502.00	✓ 7,684.00	✓ 7,634.00
Credit Hours Per Student/FDS	✓ 7.14	✓ 7.09	✓ 7.10	✓ 7.15	✓ 6.99	✓ 6.87
Actual One-Tenth Day Credit Hours		56,354.00	56,953.00	54,334.00	53,023.00	52,329.00
Actual One-Tenth Day Headcount		8,056.00	8,187.00	7,812.00	7,776.00	7,778.00
Credit Hours Per Student /OTD		7.00	6.96	6.96	6.82	6.73
Actual EOS Credit Hours		50,990.58	51,405.80	50,437.91	58,075.80	62,953.60
Actual EOS Headcount		8,567.00	7,992.00	8,094.00	9,736.00	13,154.00
Credit Hours Per Student/EOS		5.95	6.43	6.23	5.97	4.79
	2006	2005	2004	2003	2002	2001

\*NOTE: Students served by campus not available until Winter 1992.

Oakland Community College  
 Official Enrollment  
 Winter Term

Highland Lakes

Student Credit Hours

	2006	2005	2004	2003	2002	2001
Projected*	32,856.00	30,828.00	26,594.00	23,992.00	25,463.00	25,289.00
Actual First Day Enrollment	✓ 31,726.00	✓ 31,231.50	✓ 32,500.00	✓ 27,637.00	✓ 25,537.50	23,656.50
Actual One-Tenth Day Enrollment		31,302.00	32,084.00	28,812.00	25,784.00	23,669.50
Actual End of Session (Credit)		27,974.50	29,281.00	26,679.00	25,869.00	23,741.00
Actual End of Session (Non-Credit)		0.00	0.00	0.00	0.00	6.00
Actual End of Session Total		27,974.50	29,281.00	26,679.00	25,869.00	23,747.00

Headcount

	2006	2005	2004	2003	2002	2001
Actual First Day Enrollment	✓ 4669	✓ 4,548	✓ 4,706	✓ 3,969	✓ 3,738	3,494
Actual One-Tenth Day Enrollment		4,578	4,692	4,199	3,835	3,540
Actual End of Session (Credit)		4,261	4,422	3,994	3,854	3,557
Actual End of Session (Non-Credit)		0	0	0	0	20
Actual End of Session Total		4,261	4,422	3,994	3,854	3,577

Credit Hours Per Student

	2006	2005	2004	2003	2002	2001
Actual First Day Enrollment Credit Hours	✓ 31,726.00	✓ 31,231.50	✓ 32,500.00	✓ 27,637.00	✓ 25,537.50	23,656.50
Actual First Day Enrollment Headcount	✓ 4,669.00	✓ 4,548.00	✓ 4,706.00	✓ 3,969.00	✓ 3,738.00	3,494.00
Credit Hours Per Student/ FDS	✓ 6.80	✓ 6.87	✓ 6.91	✓ 6.96	✓ 6.83	6.77
Actual One-Tenth Day Credit Hours		31,302.00	32,084.00	28,812.00	25,784.00	23,669.50
Actual One-Tenth Day Headcount		4,578.00	4,692.00	4,199.00	3,835.00	3,540.00
Credit Hours Per Student /OTD		6.84	6.84	6.86	6.72	6.69
Actual EOS Credit Hours		27,974.50	29,281.00	26,679.00	25,869.00	23,747.00
Actual EOS Headcount		4,261.00	4,422.00	3,994.00	3,854.00	3,577.00
Credit Hours Per Student/EOS		6.57	6.62	6.68	6.71	6.64
	2006	2005	2004	2003	2002	2001

\*NOTE: Students served by campus not available until Winter 1992.

Oakland Community College  
 Official Enrollment  
 Winter Term

Orchard Ridge

**Student Credit Hours**

	2006	2005	2004	2003	2002	2001
Projected*	49,422.00	49,479.00	49,912.00	46,540.00	45,831.00	45,518.00
Actual First Day Enrollment	✓ 47,026.00	✓ 47,224.00	✓ 48,832.00	✓ 44,871.00	✓ 47,511.00	44,705.00
Actual One-Tenth Day Enrollment		48,066.00	48,260.00	46,243.00	47,543.00	44,857.00
Actual End of Session (Credit)		41,561.00	42,306.00	41,808.00	47,689.00	45,175.00
Actual End of Session (Non-Credit)		557.30	566.73	480.34	861.80	889.17
Actual End of Session Total		42,118.30	42,872.73	42,288.34	48,550.80	46,064.17

**Headcount**

	2006	2005	2004	2003	2002	2001
Actual First Day Enrollment	✓ 7073	✓ 7,095	✓ 7,356	✓ 6,496	✓ 6,864	6,494
Actual One-Tenth Day Enrollment		7,320	7,388	6,872	7,018	6,630
Actual End of Session (Credit)		6,626	6,744	6,452	7,056	6,693
Actual End of Session (Non-Credit)		407	520	530	667	585
Actual End of Session Total		7,033	7,264	6,982	7,723	7,278

**Credit Hours Per Student**

	2006	2005	2004	2003	2002	2001
Actual First Day Enrollment Credit Hours	✓ 47,026.00	✓ 47,224.00	✓ 48,832.00	✓ 44,871.00	✓ 47,511.00	44,705.00
Actual First Day Enrollment Headcount	✓ 7,073.00	✓ 7,095.00	✓ 7,356.00	✓ 6,496.00	✓ 6,864.00	6,494.00
Credit Hours Per Student/ FDS	✓ 6.65	✓ 6.66	✓ 6.64	✓ 6.91	✓ 6.92	6.88
Actual One-Tenth Day Credit Hours		48,066.00	48,260.00	46,243.00	47,543.00	44,857.00
Actual One-Tenth Day Headcount		7,320.00	7,388.00	6,872.00	7,018.00	6,630.00
Credit Hours Per Student /OTD		6.57	6.53	6.73	6.77	6.77
Actual EOS Credit Hours		42,118.30	42,872.73	42,288.34	48,550.80	46,064.17
Actual EOS Headcount		7,033.00	7,264.00	6,982.00	7,723.00	7,278.00
Credit Hours Per Student/EOS		5.99	5.90	6.06	6.29	6.33
	2006	2005	2004	2003	2002	2001

\*NOTE: Students served by campus not available until Winter 1992.



Oakland Community College  
 Official Enrollment  
 Winter Term

Royal Oak

**Student Credit Hours**

	2006	2005	2004	2003	2002	2001
Projected*	37,107.00	35,434.00	34,960.00	33,093.00	32,138.00	31,919.00
Actual First Day Enrollment	✓ 34,580.00	✓ 34,543.00	✓ 36,368.00	✓ 31,485.00	✓ 33,266.00	31,679.00
Actual One-Tenth Day Enrollment		35,526.00	36,235.00	33,117.00	33,890.00	32,524.00
Actual End of Session (Credit)		30,576.00	31,400.00	29,425.00	34,007.00	32,755.00
Actual End of Session (Non-Credit)		0.00	0.00	0.00	0.00	0.00
Actual End of Session Total		30,576.00	31,400.00	29,425.00	34,007.00	32,755.00

**Headcount**

	2006	2005	2004	2003	2002	2001
Actual First Day Enrollment	✓ 6,005	✓ 6,034	✓ 6,341	✓ 5,316	✓ 5,741	5,490
Actual One-Tenth Day Enrollment		6,287	6,446	5,753	5,994	5,732
Actual End of Session (Credit)		5,698	5,897	5,329	6,025	5,778
Actual End of Session (Non-Credit)		0	0	0	0	0
Actual End of Session Total		5,698	5,897	5,329	6,025	5,778

**Credit Hours Per Student**

	2006	2005	2004	2003	2002	2001
Actual First Day Enrollment Credit Hours	✓ 34,580.00	✓ 34,543.00	✓ 36,368.00	✓ 31,485.00	✓ 33,266.00	31,679.00
Actual First Day Enrollment Headcount	✓ 6,005.00	✓ 6,034.00	✓ 6,341.00	✓ 5,316.00	✓ 5,741.00	5,490.00
Credit Hours Per Student/ FDS	✓ 5.76	✓ 5.72	✓ 5.74	✓ 5.92	✓ 5.79	5.77
Actual One-Tenth Day Credit Hours		35,526.00	36,235.00	33,117.00	33,890.00	32,524.00
Actual One-Tenth Day Headcount		6,287.00	6,446.00	5,753.00	5,994.00	5,732.00
Credit Hours Per Student /OTD		5.65	5.62	5.76	5.65	5.67
Actual EOS Credit Hours		30,576.00	31,400.00	29,425.00	34,007.00	32,755.00
Actual EOS Headcount		5,698.00	5,897.00	5,329.00	6,025.00	5,778.00
Credit Hours Per Student/EOS		5.37	5.32	5.52	5.64	5.67

2006 2005 2004 2003 2002 2001

\*NOTE: Students served by campus not available until Winter 1992. Royal Oak and Southfield campuses were combined until



Oakland Community College  
 Official Enrollment  
 Winter Term

Southfield

**Student Credit Hours**

	2006	2005	2004	2003	2002	2001
Projected*	15,805.00	13,903.00	11,922.00	9,906.00	10,728.00	10,655.00
Actual First Day Enrollment	✓ 16,287.00	✓ 16,757.00	✓ 15,168.50	✓ 12,012.50	✓ 11,005.00	9,160.50
Actual One-Tenth Day Enrollment		16,991.50	15,433.50	12,993.50	11,388.50	9,581.50
Actual End of Session (Credit)		14,857.50	13,704.50	11,865.50	11,397.00	9,636.50
Actual End of Session (Non-Credit)		0.00	52.47	45.79	200.00	168.00
Actual End of Session Total		14,857.50	13,756.97	11,911.29	11,597.00	9,804.50

**Headcount**

	2006	2005	2004	2003	2002	2001
Actual First Day Enrollment	✓ 2899	✓ 3,083	✓ 2,770	✓ 2,168	✓ 2,011	1,703
Actual One-Tenth Day Enrollment		3,165	2,876	2,424	2,124	1,810
Actual End of Session (Credit)		2,837	2,617	2,256	2,128	1,818
Actual End of Session (Non-Credit)		0	11	12	25	21
Actual End of Session Total		2,837	2,628	2,268	2,153	1,839

**Credit Hours Per Student**

	2006	2005	2004	2003	2002	2001
Actual First Day Enrollment Credit Hours	✓ 16,287.00	✓ 16,757.00	✓ 15,168.50	✓ 12,012.50	✓ 11,005.00	9,160.50
Actual First Day Enrollment Headcount	✓ 2,899.00	✓ 3,083.00	✓ 2,770.00	✓ 2,168.00	✓ 2,011.00	1,703.00
Credit Hours Per Student/ FDS	✓ 5.62	✓ 5.44	✓ 5.48	✓ 5.54	✓ 5.47	5.38
Actual One-Tenth Day Credit Hours		16,991.50	15,433.50	12,993.50	11,388.50	9,581.50
Actual One-Tenth Day Headcount		3,165.00	2,876.00	2,424.00	2,124.00	1,810.00
Credit Hours Per Student /OTD		5.37	5.37	5.36	5.36	5.29
Actual EOS Credit Hours		14,857.50	13,756.97	11,911.29	11,597.00	9,804.50
Actual EOS Headcount		2,837.00	2,628.00	2,268.00	2,153.00	1,839.00
Credit Hours Per Student/EOS		5.24	5.23	5.25	5.39	5.33

2006 2005 2004 2003 2002 2001

\*NOTE: Students served by campus not available until Winter 1992. Royal Oak and Southfield campuses were combined until

Oakland Community College  
 Official Enrollment Report  
 Winter Term

Unassociated/Offsite/Collegewide

Student Credit Hours

	2006	2005	2004	2003	2002	2001
Projected						
Actual First Day Enrollment	✓ 0	3	0		6	
Actual One-Tenth Day Enrollment		0				
Actual End of Session (Credit)		0	0	14		
Actual End of Session (Noncredit)		943.71	1,504.19	2,710.15		
Actual End of Session Total		943.71	1,504.19	2,724.15		

Headcount

	2006	2005	2004	2003	2002	2001
Actual First Day Enrollment	✓ 0	1	0		1	
Actual One-Tenth Day Enrollment		0				
Actual End of Session (Credit)		0	0			
Actual End of Session (Noncredit)		983	1,261	3,062		
Actual End of Session Total		983	1,261	3,062		

Headcount Multi Campus

	2006	2005	2004	2003
Actual First Day Enrollment	✓ 5209 ✓	5,109	5,639	3,992
Actual One-Tenth Day Enrollment		5,078	5,653	
Actual End of Session (Credit)		4,231		3,698
Actual End of Session (Noncredit)				1,303
Actual End of Session Total				5,001

	loc	cred_1	
1	AH	55996.00	✓✓
2	HL	31726.00	✓✓
3	OR	47026.00	✓✓
4	RO	34580.00	✓✓
5	SF	16287.00	✓

OZR  
FDS - SCH  
1/10/06  
K&J

	run	cred_1
1	01/09/2006	185615.00

OER  
FDS - college-wide SCH  
1/10/06  
KAD

# Frequencies

## Statistics

		Attends Auburn Hills Campus	Attends Highland Lakes Campus	Attends Orchard Ridge Campus	Attends Royal Oak Campus	Attends Southfield Campus
N	Valid	22630	22630	22630	22630	22630
	Missing	0	0	0	0	0

## Statistics

		Attends Districtwide Campus	Attends multiple campuses
N	Valid	✓ 22630	5209
	Missing	0	17421

*ORR  
FDS-MC  
1/10/06  
KAD*

# Frequency Table

### Attends Auburn Hills Campus

		Frequency	Percent	Valid Percent	Cumulative Percent
Valid	.00	14783	65.3	65.3	65.3
	1.00	✓ 7847 ✓	34.7	34.7	100.0
Total		22630	100.0	100.0	

### Attends Highland Lakes Campus

		Frequency	Percent	Valid Percent	Cumulative Percent
Valid	.00	17961	79.4	79.4	79.4
	1.00	✓ 4669 ✓	20.6	20.6	100.0
Total		22630	100.0	100.0	

### Attends Orchard Ridge Campus

		Frequency	Percent	Valid Percent	Cumulative Percent
Valid	.00	15557	68.7	68.7	68.7
	1.00	✓ 7073	31.3	31.3	100.0
Total		22630	100.0	100.0	

**Attends Royal Oak Campus**

	Frequency	Percent	Valid Percent	Cumulative Percent
Valid .00	16625	73.5	73.5	73.5
1.00	✓ 6005 ✓	26.5	26.5	100.0
Total	22630	100.0	100.0	

**Attends Southfield Campus**

	Frequency	Percent	Valid Percent	Cumulative Percent
Valid .00	19731	87.2	87.2	87.2
1.00	✓ 2899 ✓	12.8	12.8	100.0
Total	22630	100.0	100.0	

**Attends Districtwide Campus**

	Frequency	Percent	Valid Percent	Cumulative Percent
Valid .00	22630	100.0	100.0	100.0

**Attends multiple campuses**

	Frequency	Percent	Valid Percent	Cumulative Percent
Valid 1.00	✓ 5209	23.0	100.0	100.0
Missing System	17421	77.0		
Total	22630	100.0		



WINTER 2006 FDS OFFICIAL ENROLLMENT REPORT

RAW DATA FILE : HEADCOUNT JAN0906.DAT

SYNTAX : I: RD\SIS\ syntax\ CREATE HEADCOUNT  
for official enrollment 2005(gmf05.13.05).SPS

change	Fall 2005	→	Winter 2006	2
	Fall	→	Winter	14
	2005	→	2006	6
	05	→	06	10
	SEP1305	→	JAN0906	3
	OTD	→	FDS	17
	One Tenth Day	→	First Day of Session	①



```
*CREATE HEADCOUNT for official enrollment 2005(gmf05.13.05).SPS.
*Winter FDS 2006.
GET DATA /TYPE = TXT
/FILE = 'I:\Research Data\Student Information System\Winter 2006\Raw Data'+
'\HEADCOUNTJAN0906.DAT'
/DELCASE = LINE
/DELIMITERS = ", "
/QUALIFIER = ""
/ARRANGEMENT = DELIMITED
/FIRSTCASE = 2
/IMPORTCASE = ALL
/VARIABLES =
run A10
term A7
pref A3
num F6
loc A2
syn F6
acs F4.2
strt A8
end A8
type A3
cred F4.2
cont F5.2
id a10
hmcp A2
last A13
first A11
midd A10
ssn A11
grde F2.1
stat A1
```

```
CACHE.
EXECUTE.
```

```
FILTER OFF.
USE ALL.
```

```
VARIABLE LABELS
run 'Extract Date'
term 'Session'
pref 'Course Prefix'
num 'Course Number'
loc 'Course Location'
syn 'Course Synonym'
acs 'Course Activity Classification Structure Code'
strt 'Course Start Date'
end 'Course End Date'
type 'Course Type'
cred 'Course Credit Hours'
cont 'Course Contact Hours'
id 'Student ID Number'
hmcp 'Student Home Campus'
last 'Student Last Name'
```

FILTER OFF.  
USE ALL.  
SELECT IF(stat = 'A').  
EXECUTE.

AGGREGATE

/OUTFILE='I:\Internal Reporting\Enrollment\Official Enrollment\Raw Data'+  
'\FDS Winter 06\Winter 06 FDS Credit (credits) by campus.sav'  
/BREAK=loc  
/cred\_1 = SUM(cred).

AGGREGATE

/OUTFILE='I:\Internal Reporting\Enrollment\Official Enrollment\Raw Data'+  
'\FDS Winter 06\Winter 06 FDS Total Collegewide Credit (credits).sav'  
/BREAK=run  
/cred\_1 = SUM(cred).

IF (loc = 'AH') AH = 1 .  
IF (loc = 'HL') HL = 1.  
IF (loc = 'OR') Orch = 1.  
IF (loc = 'RO') RO = 1.  
IF (loc = 'SF') SF = 1.  
IF (loc NE 'AH' & loc NE 'HL' & loc NE 'OR' & loc NE 'RO' & loc NE 'SF')  
DW = 1.

VARIABLE LABELS

AH 'Attends Auburn Hills Campus'  
HL 'Attends Highland Lakes Campus'  
Orch 'Attends Orchard Ridge Campus'  
RO 'Attends Royal Oak Campus'  
SF 'Attends Southfield Campus'  
DW 'Attends Districtwide Campus'

EXECUTE .

SAVE OUTFILE='I:\Internal Reporting\Enrollment\Official Enrollment\Raw Data'+  
'\FDS Winter 06\Winter FDS 2006HEADCOUNTJAN0906 duplicated.SAV'.

SORT CASES BY id .

CASESTOVARS

/ID = id  
/GROUPBY = VARIABLE .

IF ((AH > 0 & HL > 0) OR  
(AH > 0 & Orch > 0) OR  
(AH > 0 & RO > 0) OR  
(AH > 0 & SF > 0) OR  
(AH > 0 & DW > 0) OR  
(HL > 0 & Orch > 0) OR  
(HL > 0 & RO > 0) OR  
(HL > 0 & SF > 0) OR  
(HL > 0 & DW > 0) OR  
(Orch > 0 & RO > 0) OR  
(Orch > 0 & SF > 0) OR

(Orch > 0 & DW > 0) OR  
(RO > 0 & SF > 0) OR  
(RO > 0 & DW > 0) OR  
(SF > 0 & DW > 0)) multi = 1.

VARIABLE LABELS multi 'Attends multiple campuses'.  
EXECUTE .

RECODE  
AH HL Orch RO SF DW (SYSMIS=0) .  
EXECUTE .

SAVE OUTFILE=  
'I:\Internal Reporting\Enrollment\Official Enrollment\Raw Data'+  
'\FDS Winter 06\Winter FDS 2006HEADCOUNTJAN0906 Unduplicated.SAV'.

FREQUENCIES  
VARIABLES=ah hl orch ro sf dw multi  
/ORDER= ANALYSIS .

\*Save Frequency Output as.  
\*"I:\Internal Reporting\Enrollment\Official Enrollment\Raw Data'+  
\*"FDS Winter 06\Winter I 06 FDS HEADCOUNT Frequencies.spo".

```
GET DATA /TYPE = TXT
/FILE = 'I:\Research Data\Student Information System\Colleague Testing Files
\headcountcronTEST092105.dat'
/DELCASE = LINE
/DELIMITERS = ", "
/QUALIFIER = ""
/ARRANGEMENT = DELIMITED
/FIRSTCASE = 2
/IMPORTCASE = ALL
/VARIABLES =
run A10
term A7
prefix A4
number A4
section A5
location A2
synonym A10
acs A4
start A8
end A8
crtype A3
credits F4.2
contacts F5.2
id A10
hmcmps A2
last A25
first A16
middle A15
grade F3
regstat A1
stat A1
.
CACHE.
EXECUTE.
```

**Reference Only**



first 'Student First Name'  
midd 'Student Middle Name'  
ssn 'Student Social Security Number'  
grde 'Student Course Grade'  
stat 'Student Status in Course'

EXECUTE.

FILTER OFF.

USE ALL.

SELECT IF(id ~= ' ').

EXECUTE .

FILTER OFF.

USE ALL.

SELECT IF (id NE '' & id NE '0616743' & id NE '0616744' & id NE '0616750'  
& id NE '0616751' & id NE '0613236' & id NE '0554404' ).

EXECUTE .

SAVE OUTFILE='I:\Research Data\Student Information System'+

'\First Day of Session\Student Course Registration\Winter FDS 2006 Course Registrations.sav'.

SAVE OUTFILE='I:\Internal Reporting\Enrollment\Official Enrollment\Raw Data\'+

'\FDS Winter 06\headcount Winter FDS credit 2006.sav'.

\*\*FOR SUMMER I

\*\*Select those course registrations for courses that fit into the Summer I session. Those  
\*\* courses will generally fall within a fixed set of dates. If it is not possible to evaluate  
\*\* whether or not the registration belongs in Summer I or Summer II by the start date,  
\*\* look at the Section Number of the Course (not in this data file) Per Leanne any 10 week course starting in  
Summer I is Summer I..

\*\*FILTER OFF.

\*\*USE ALL.

\*\*SELECT IF (strt NE '07/01/05' & strt NE '07/03/05' & strt NE '07/05/05' & strt NE '07/06/05'  
\*\*& strt NE '07/07/05' & strt NE '07/08/05' & strt NE '07/11/05'  
\*\*& strt NE '07/12/05' & strt NE '07/13/05' & strt NE '07/21/05').

\*\*EXECUTE.

\*\*SAVE OUTFILE='I:\Internal Reporting\Enrollment\Official Enrollment\Raw Data\'+

\*\*'\FDS Summer 05\headcount summer I 2006.sav'.

\*\*FOR SUMMER II

\*\*Select those course registrations for courses that fit into the Summer II session. Those  
\*\* courses will generally fall within a fixed set of dates. If it is not possible to evaluate  
\*\* whether or not the registration belongs in Summer I or Summer II by the start date,  
\*\* look at the Section Number of the Course (not in this data file).

\*\*FILTER OFF.

\*\*USE ALL.

\*\*SELECT IF (strt = '07/05/04' | strt = '07/06/04' | strt = '07/07/04' | strt = '07/08/04'  
\*\*| strt = '07/09/04' | strt = '07/12/04' | strt = '07/22/04').

\*\*EXECUTE.

\*\*SAVE OUTFILE='I:\Internal Reporting\Enrollment\Official Enrollment\Raw Data\'+

\*\*'\FDS Summer 04\headcount summer II FDS 2004.sav'.

# Institutional Research Report

**Official Enrollment Report  
One Tenth Day of Session  
Winter 2006**



**OAKLAND  
COMMUNITY  
COLLEGE**



OAKLAND  
COMMUNITY  
COLLEGE

**Official Enrollment Report  
One-Tenth Day of Session, Winter 2006**

**Prepared by:  
The Office of Institutional Research  
January 2006**

## TABLE OF CONTENTS

<b>Executive Summary</b>	<b>4</b>
<b>One-Tenth Day of Session, Student Credit Hours</b>	<b>5</b>
<b>One-Tenth Day of Session, Student Headcount</b>	<b>6</b>
<b>One-Tenth Day of Session, Student Credit Hours per Student</b>	
<b>College-Wide</b>	<b>7</b>
<b>Auburn Hills</b>	<b>8</b>
<b>Highland Lakes</b>	<b>9</b>
<b>Orchard Ridge</b>	<b>10</b>
<b>Royal Oak</b>	<b>11</b>
<b>Southfield</b>	<b>12</b>





OAKLAND  
COMMUNITY  
COLLEGE

**OFFICIAL ENROLLMENT  
WINTER 2006, ONE-TENTH DAY OF SESSION (1/19/06) REPORT  
EXECUTIVE SUMMARY**

The following report contains data related to: 1) the number of student credit hours; 2) total student headcount; and 3) the number of credits per student. In addition, Institutional Research has added a section to the One-Tenth Day Report that compares College-Wide One-Tenth Day enrollment figures with First Day of Session figures for the same term.

All individual campus Student Credit Hours and Headcounts can be found in the Credits per Student tables.

This report can be summarized with the following main points:

- College-Wide Student Credit Hours (190,397.00) increased by 1.1% when compared with the same time period last year. Further, over the five-year period (2002 to 2006), total Student Credit Hours increased by 10.9%.
- Student Headcount (23,656) at the college-wide level has decreased slightly (-0.2%) since 2005, while an increase of 4.7% is noted since Winter 2002.
- College-Wide Credit Hours per Student (8.05) have increased by 1.4% since last year. Over the five-year period, this figure has increased by 5.9%.

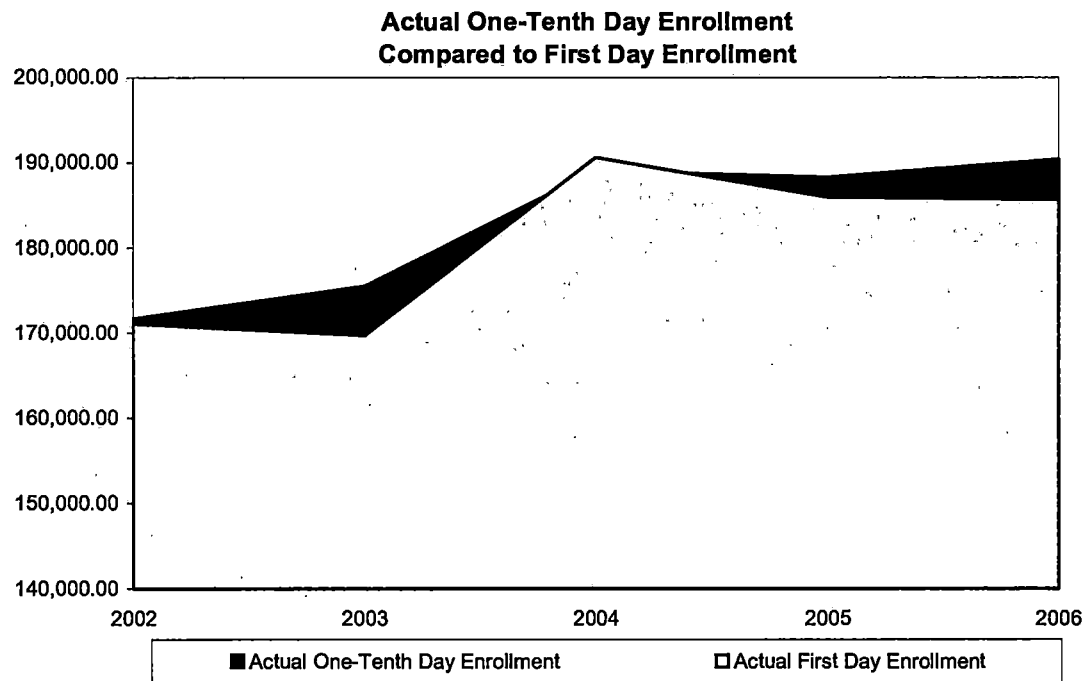
Overall, compared to the same figures one year ago, there were increases in College-Wide Student Credit Hours and Credit Hours per Student, while Headcount decreased slightly. Over the five-year period, all three areas increased.

If there are questions regarding the data contained within this report, please contact Nancy Showers, Director of Institutional Research, at (248) 341-2141.

NOTE: The format of the report allows you to use an interactive table of contents that will appear in the left margin by **pressing the F5 button**. This will allow you to quickly maneuver through the document.

**Oakland Community College  
 Official Enrollment Report - Student Credit Hours  
 Winter 2006 - One-Tenth Day  
 College-Wide**

	2002	2003	2004	2005	2006	1-Year % Change	5-Year % Change
<b>Actual First Day Enrollment</b>	171,071.50	169,688.50	190,584.50	185,916.50	185,615.00	-0.2%	8.5%
<b>Actual One-Tenth Day Enrollment</b>	171,628.50	175,499.50	188,965.50	188,239.50	190,397.00	1.1%	10.9%
<b>% of Actual First Day Enrollment</b>	100.3%	103.4%	99.2%	101.2%	102.6%		



**Summary**

In comparison with the One-Tenth Day of Session, Winter 2005, actual credit hours have increased by 1.1%.

The five-year percentage change for actual student credit hours is showing an increase of 10.9%.

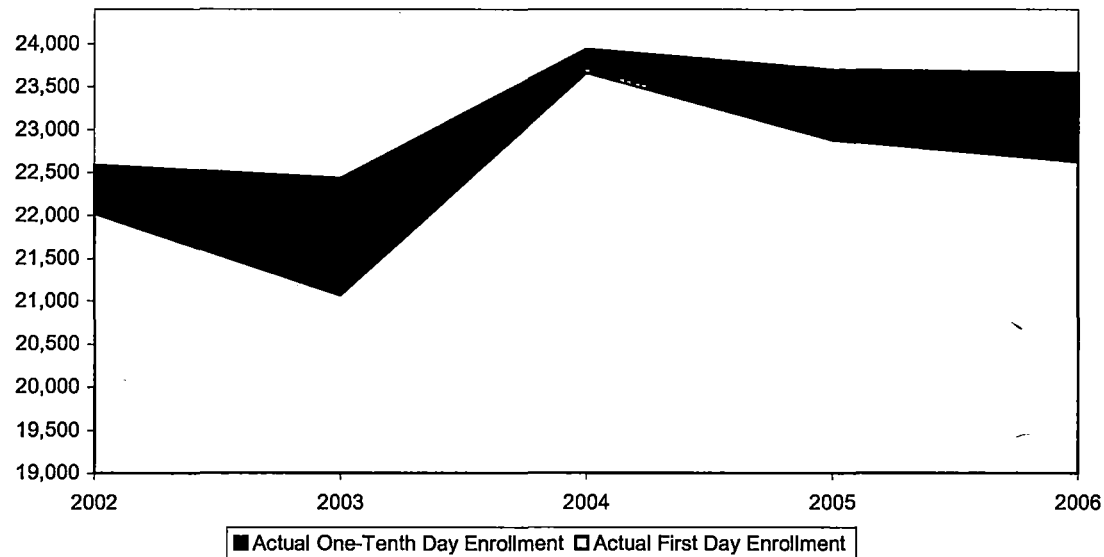
Student Credit Hours, as of the One-Tenth Day of Session, Winter 2006, are 102.6% of the First Day of Session, Winter 2006.

NOTE: The actual student credit hours are based on credit courses only.

**Oakland Community College  
Official Enrollment Report - Student Headcount  
Winter 2006 - One Tenth Day  
College-Wide**

	2002	2003	2004	2005	2006	1-Year % Change	5-Year % Change
Actual First Day Enrollment	22,023	21,072	23,664	22,884	22,630	-1.1%	2.8%
Actual One-Tenth Day Enrollment	22,587	22,428	23,936	23,696	23,656	-0.2%	4.7%
% of Actual First Day Enrollment	102.6%	106.4%	101.1%	103.5%	104.5%		

**Actual One-Tenth Day of Session  
Student Headcount**



**Summary**

The One-Tenth Day of Session student headcount decreased 0.2% from Winter 2005 to Winter 2006.

The five-year percentage change shows a 4.7% increase in actual student headcount.

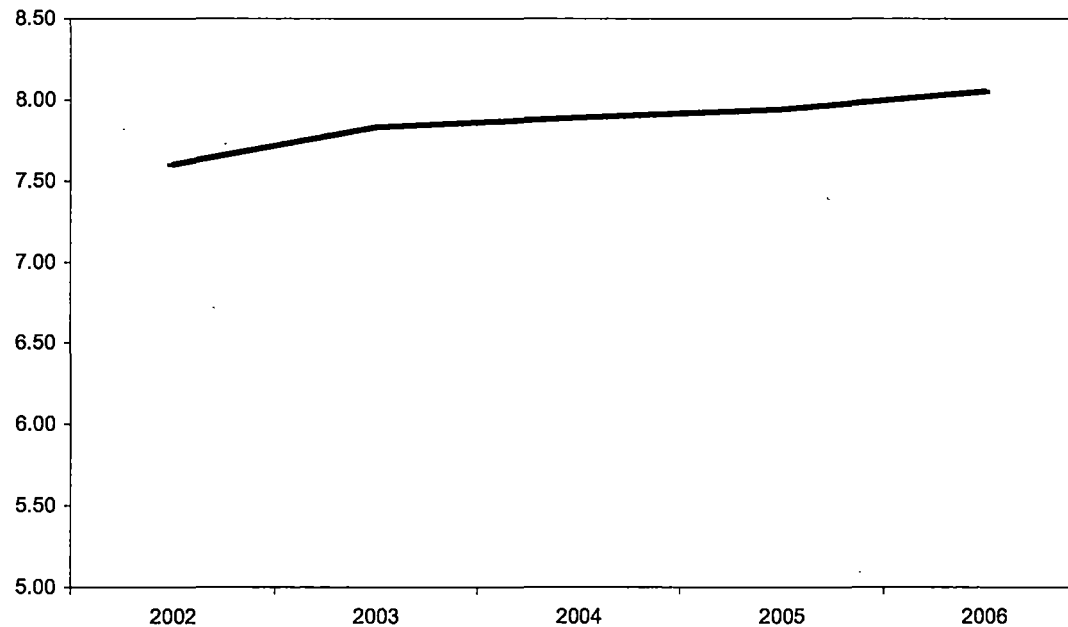
Student headcount, as of the One-Tenth Day of Session, Winter 2006, is at 104.5% of First-Day of Session, Winter 2006.

NOTE: Summation of campus headcounts do not equal totals due to attendance at more than one campus.

**Oakland Community College  
 Official Enrollment Report - Credit Hours Per Student  
 Winter 2006 - One-Tenth Day  
 College-Wide**

	2002	2003	2004	2005	2006	1-Year % Change	5-Year % Change
<b>Actual One-Tenth Day Credit Hours</b>	171,628.50	175,499.50	188,965.50	188,239.50	190,397.00	1.1%	10.9%
<b>Actual One-Tenth Day Headcount</b>	22,587	22,428	23,936	23,696	23,656	-0.2%	4.7%
<b>Credit Hours Per Student /OTD</b>	7.60	7.83	7.89	7.94	8.05	1.4%	5.9%

**Credit Hours Per Student Ratio**



**Summary**

For the One-Tenth Day of Session, Winter 2006, students enrolled in an average of 8.05 credits college-wide. This represents a 1.4% increase in credit hours per student from Winter 2005.

The five-year percentage change for credit hours per student shows an increase of 5.9%.

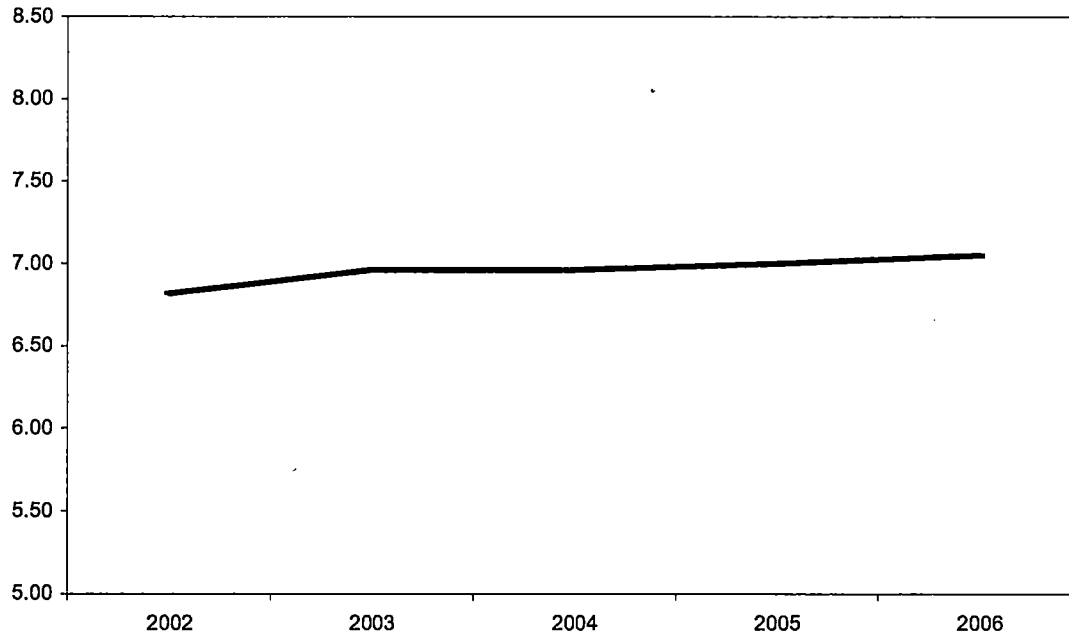
NOTE: Summation of campus headcounts do not equal totals due to attendance at more than one campus.



**Oakland Community College  
 Official Enrollment Report - Credit Hours Per Student  
 Winter 2006 - One-Tenth Day  
 Auburn Hills**

	2002	2003	2004	2005	2006	1-Year % Change	5-Year % Change
<b>Actual One-Tenth Day Credit Hours</b>	53,023.00	54,334.00	56,953.00	56,354.00	56,425.00	0.1%	6.4%
<b>Actual One-Tenth Day Headcount</b>	7,776	7,812	8,187	8,056	8,003	-0.7%	2.9%
<b>Credit Hours Per Student /OTD</b>	6.82	6.96	6.96	7.00	7.05	0.7%	3.4%

**Credit Hours Per Student Ratio**



**Summary**

For the One-Tenth Day of Session, Winter 2006, students at Auburn Hills enrolled in an average of 7.05 credits. This represents a 0.7% increase in credit hours per student from Winter 2005.

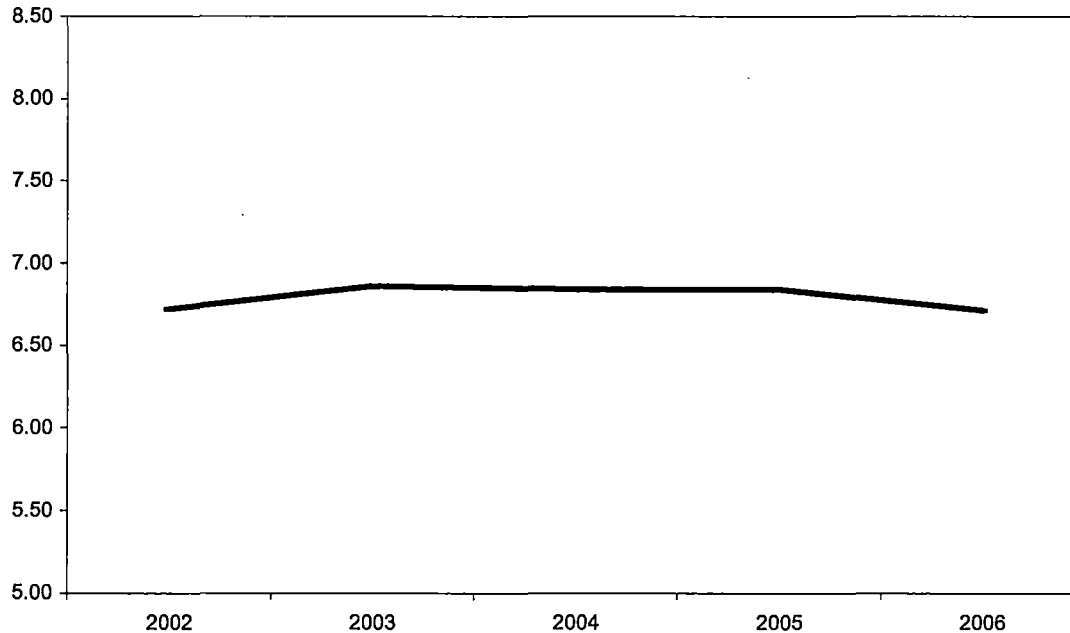
The five-year percentage change for credit hours per student shows an increase of 3.4%.

NOTE: Summation of campus headcounts do not equal totals due to attendance at more than one campus.

**Oakland Community College  
 Official Enrollment Report - Credit Hours Per Student  
 Winter 2006 - One-Tenth Day  
 Highland Lakes**

	2002	2003	2004	2005	2006	1-Year % Change	5-Year % Change
Actual One-Tenth Day Credit Hours	25,784.00	28,812.00	32,084.00	31,302.00	31,959.00	2.1%	23.9%
Actual One-Tenth Day Headcount	3,835	4,199	4,692	4,578	4,763	4.0%	24.2%
Credit Hours Per Student /OTD	6.72	6.86	6.84	6.84	6.71	-1.9%	-0.1%

**Credit Hours Per Student Ratio**



**Summary**

For the One-Tenth Day of Session, Winter 2006, students at Highland Lakes enrolled in an average of 6.71 credits. This represents a 1.9% decrease in credit hours per student from Winter 2005.

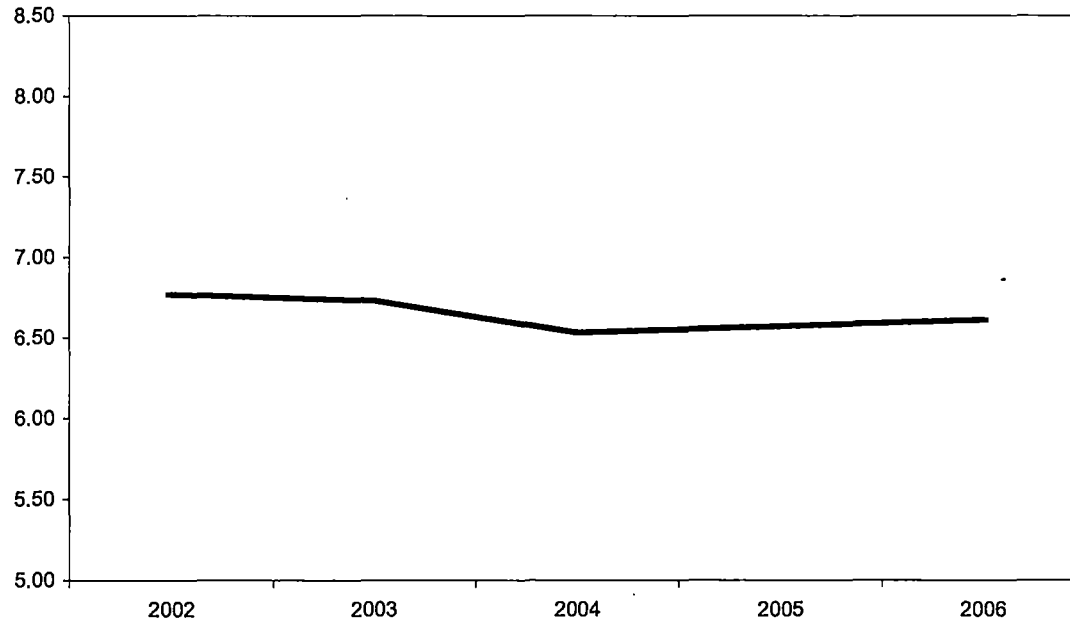
The five-year percentage change for credit hours per student shows a decrease of 0.1%.

NOTE: Summation of campus headcounts do not equal totals due to attendance at more than one campus.

**Oakland Community College  
 Official Enrollment Report - Credit Hours Per Student  
 Winter 2006 - One-Tenth Day  
 Orchard Ridge**

	2002	2003	2004	2005	2006	1-Year % Change	5-Year % Change
<b>Actual One-Tenth Day Credit Hours</b>	47,543.00	46,243.00	48,260.00	48,066.00	49,015.00	2.0%	3.1%
<b>Actual One-Tenth Day Headcount</b>	7,018	6,872	7,388	7,320	7,420	1.4%	5.7%
<b>Credit Hours Per Student /OTD</b>	6.77	6.73	6.53	6.57	6.61	0.6%	-2.4%

**Credit Hours Per Student Ratio**



**Summary**

For the One-Tenth Day of Session, Winter 2006, students at Orchard Ridge enrolled in an average of 6.61 credits. This represents a 0.6% increase in credit hours per student from Winter 2005.

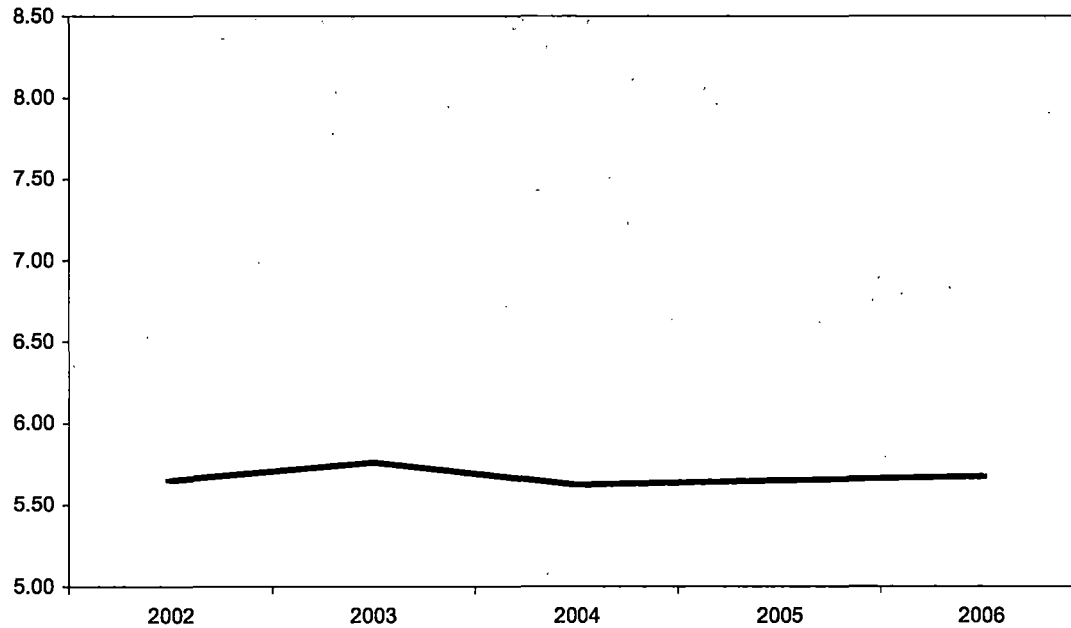
The five-year percentage change for credit hours per student shows a decrease of 2.4%.

NOTE: Summation of campus headcounts do not equal totals due to attendance at more than one campus.

**Oakland Community College  
 Official Enrollment Report - Credit Hours Per Student  
 Winter 2006 - One-Tenth Day  
 Royal Oak**

	2002	2003	2004	2005	2006	1-Year % Change	5-Year % Change
<b>Actual One-Tenth Day Credit Hours</b>	33,890.00	33,117.00	36,235.00	35,526.00	36,073.00	1.5%	6.4%
<b>Actual One-Tenth Day Headcount</b>	5,994	5,753	6,446	6,287	6,365	1.2%	6.2%
<b>Credit Hours Per Student /OTD</b>	5.65	5.76	5.62	5.65	5.67	0.4%	0.4%

**Credit Hours Per Student Ratio**



**Summary**

For the One-Tenth Day of Session, Winter 2006, students at Royal Oak enrolled in an average of 5.67 credits. This represents a 0.4% increase in credit hours per student from Winter 2005.

The five-year percentage change for credit hours per student shows an increase of 0.4%.

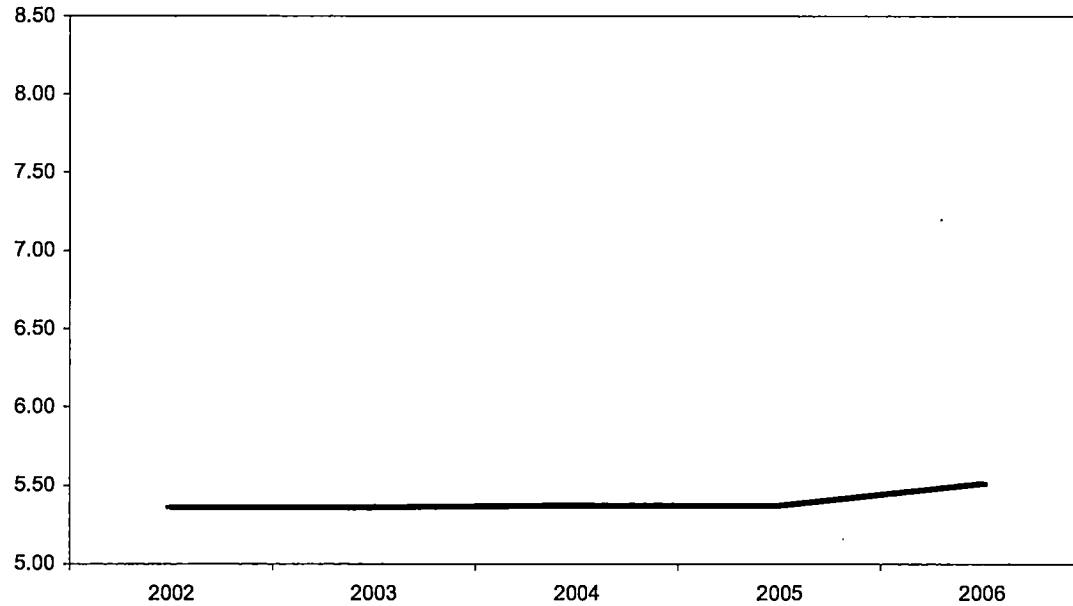
NOTE: Summation of campus headcounts do not equal totals due to attendance at more than one campus.



**Oakland Community College  
 Official Enrollment Report - Credit Hours Per Student  
 Winter 2006 - One-Tenth Day  
 Southfield**

	2002	2003	2004	2005	2006	1-Year % Change	5-Year % Change
<b>Actual One-Tenth Day Credit Hours</b>	11,388.50	12,993.50	15,433.50	16,991.50	16,921.00	-0.4%	48.6%
<b>Actual One-Tenth Day Headcount</b>	2,124	2,424	2,876	3,165	3,072	-2.9%	44.6%
<b>Credit Hours Per Student /OTD</b>	5.36	5.36	5.37	5.37	5.51	2.6%	2.8%

**Credit Hours Per Student Ratio**



**Summary**

For the One-Tenth Day of Session, Winter 2006, students at Southfield enrolled in an average of 5.51 credits. This represents a 2.6% increase in credit hours per student from Winter 2005.

The five-year percentage change for credit hours per student shows an increase of 2.8%.

NOTE: Summation of campus headcounts do not equal totals due to attendance at more than one campus.

# Frequencies: Winter 06 OTD Headcounts

## Statistics

		Attends Auburn Hills Campus	Attends Highland Lakes Campus	Attends Orchard Ridge Campus	Attends Royal Oak Campus	Attends Southfield Campus
N	Valid	23656	23656	23656	23656	23656
	Missing	0	0	0	0	0

## Statistics

		Attends Districtwide Campus	Attends multiple campuses
N	Valid	23656	5317
	Missing	0	18339

## Frequency Table

### Attends Auburn Hills Campus

		Frequency	Percent	Valid Percent	Cumulative Percent
Valid	.00	15653	66.2	66.2	66.2
	1.00	8003	33.8	33.8	100.0
Total		23656	100.0	100.0	

### Attends Highland Lakes Campus

		Frequency	Percent	Valid Percent	Cumulative Percent
Valid	.00	18893	79.9	79.9	79.9
	1.00	4763	20.1	20.1	100.0
Total		23656	100.0	100.0	

### Attends Orchard Ridge Campus

		Frequency	Percent	Valid Percent	Cumulative Percent
Valid	.00	16236	68.6	68.6	68.6
	1.00	7420	31.4	31.4	100.0
Total		23656	100.0	100.0	

Attends Royal Oak Campus

	Frequency	Percent	Valid Percent	Cumulative Percent
Valid .00	17291	73.1	73.1	73.1
1.00	6365	26.9	26.9	100.0
Total	<u>23656</u>	100.0	100.0	

Attends Southfield Campus

	Frequency	Percent	Valid Percent	Cumulative Percent
Valid .00	20584	87.0	87.0	87.0
1.00	3072	13.0	13.0	100.0
Total	<u>23656</u>	100.0	100.0	

Attends Districtwide Campus

	Frequency	Percent	Valid Percent	Cumulative Percent
Valid .00	23655	100.0	100.0	100.0
1.00	1	.0	.0	100.0
Total	<u>23656</u>	100.0	100.0	

Attends multiple campuses

	Frequency	Percent	Valid Percent	Cumulative Percent
Valid 1.00	5317	22.5	100.0	100.0
Missing System	18339	77.5		
Total	<u>23656</u>	100.0		

OCC HEADCOUNT

DISTRICT WIDE

	loc	cred_1	
1		4.00	
2	AH	56425.00	✓
3	HL	31959.00	✓
4	OR	49015.00	✓
5	RO	36073.00	✓
6	SF	16921.00	✓

	run	cred_1
1	01/20/2006	190397.00 ✓



Oakland Community College  
 Official Enrollment  
 Winter Term

Auburn Hills

**Student Credit Hours**

	2006	2005	2004	2003	2002	2001
Projected*	58,324.00	58,136.00	59,702.00	63,604.00	58,667.00	58,266.00
Actual First Day Enrollment	55,996.00	56,158.00	57,716.00	53,613.00	53,746.00	52,421.00
Actual One-Tenth Day Enrollment	56,425.00	56,354.00	56,953.00	54,334.00	53,023.00	52,329.00
Actual End of Session (Credit)		48,910.00	50,056.00	48,406.00	53,911.00	53,761.00
Actual End of Session (Non-Credit)		2,080.58	1,349.80	2,031.91	4,164.80	9,192.60
Actual End of Session Total		50,990.58	51,405.80	50,437.91	58,075.80	62,953.60

**Headcount**

	2006	2005	2004	2003	2002	2001
Actual First Day Enrollment	7,847	7,921	8,130	7,502	7,684	7,634
Actual One-Tenth Day Enrollment	8,003	8,056	8,187	7,812	7,776	7,778
Actual End of Session (Credit)		7,441	7,586	7,333	7,910	7,956
Actual End of Session (Non-Credit)		1,126	406	761	1,826	5,198
Actual End of Session Total		8,567	7,992	8,094	9,736	13,154

**Credit Hours Per Student**

	2006	2005	2004	2003	2002	2001
Actual First Day Enrollment Credit Hours	55,996.00	56,158.00	57,716.00	53,613.00	53,746.00	52,421.00
Actual First Day Enrollment Headcount	7,847.00	7,921.00	8,130.00	7,502.00	7,684.00	7,634.00
Credit Hours Per Student/FDS	7.14	7.09	7.10	7.15	6.99	6.87
Actual One-Tenth Day Credit Hours	56,425.00	56,354.00	56,953.00	54,334.00	53,023.00	52,329.00
Actual One-Tenth Day Headcount	8,003.00	8,056.00	8,187.00	7,812.00	7,776.00	7,778.00
Credit Hours Per Student /OTD	7.05	7.00	6.96	6.96	6.82	6.73
Actual EOS Credit Hours		50,990.58	51,405.80	50,437.91	58,075.80	62,953.60
Actual EOS Headcount		8,567.00	7,992.00	8,094.00	9,736.00	13,154.00
Credit Hours Per Student/EOS		5.95	6.43	6.23	5.97	4.79
	2006	2005	2004	2003	2002	2001

\*NOTE: Students served by campus not available until Winter 1992.

Oakland Community College  
 Official Enrollment  
 Winter Term

Highland Lakes

**Student Credit Hours**

	2006	2005	2004	2003	2002	2001
Projected*	32,856.00	30,828.00	26,594.00	23,992.00	25,463.00	25,289.00
Actual First Day Enrollment	31,726.00	31,231.50	32,500.00	27,637.00	25,537.50	23,656.50
Actual One-Tenth Day Enrollment	31,959.00	31,302.00	32,084.00	28,812.00	25,784.00	23,669.50
Actual End of Session (Credit)		27,974.50	29,281.00	26,679.00	25,869.00	23,741.00
Actual End of Session (Non-Credit)		0.00	0.00	0.00	0.00	6.00
Actual End of Session Total		27,974.50	29,281.00	26,679.00	25,869.00	23,747.00

**Headcount**

	2006	2005	2004	2003	2002	2001
Actual First Day Enrollment	4,669	4,548	4,706	3,969	3,738	3,494
Actual One-Tenth Day Enrollment	4,763	4,578	4,692	4,199	3,835	3,540
Actual End of Session (Credit)		4,261	4,422	3,994	3,854	3,557
Actual End of Session (Non-Credit)		0	0	0	0	20
Actual End of Session Total		4,261	4,422	3,994	3,854	3,577

**Credit Hours Per Student**

	2006	2005	2004	2003	2002	2001
Actual First Day Enrollment Credit Hours	31,726.00	31,231.50	32,500.00	27,637.00	25,537.50	23,656.50
Actual First Day Enrollment Headcount	4,669.00	4,548.00	4,706.00	3,969.00	3,738.00	3,494.00
Credit Hours Per Student/ FDS	6.80	6.87	6.91	6.96	6.83	6.77
Actual One-Tenth Day Credit Hours	31,959.00	31,302.00	32,084.00	28,812.00	25,784.00	23,669.50
Actual One-Tenth Day Headcount	4,763.00	4,578.00	4,692.00	4,199.00	3,835.00	3,540.00
Credit Hours Per Student /OTD	6.71	6.84	6.84	6.86	6.72	6.69
Actual EOS Credit Hours		27,974.50	29,281.00	26,679.00	25,869.00	23,747.00
Actual EOS Headcount		4,261.00	4,422.00	3,994.00	3,854.00	3,577.00
Credit Hours Per Student/EOS		6.57	6.62	6.68	6.71	6.64
	2006	2005	2004	2003	2002	2001

\*NOTE: Students served by campus not available until Winter 1992.

Oakland Community College  
 Official Enrollment  
 Winter Term

Orchard Ridge

**Student Credit Hours**

	2006	2005	2004	2003	2002	2001
Projected*	49,422.00	49,479.00	49,912.00	46,540.00	45,831.00	45,518.00
Actual First Day Enrollment	47,026.00	47,224.00	48,832.00	44,871.00	47,511.00	44,705.00
Actual One-Tenth Day Enrollment	49,015.00	48,066.00	48,260.00	46,243.00	47,543.00	44,857.00
Actual End of Session (Credit)		41,561.00	42,306.00	41,808.00	47,689.00	45,175.00
Actual End of Session (Non-Credit)		557.30	566.73	480.34	861.80	889.17
Actual End of Session Total		42,118.30	42,872.73	42,288.34	48,550.80	46,064.17

**Headcount**

	2006	2005	2004	2003	2002	2001
Actual First Day Enrollment	7,073	7,095	7,356	6,496	6,864	6,494
Actual One-Tenth Day Enrollment	7,420	7,320	7,388	6,872	7,018	6,630
Actual End of Session (Credit)		6,626	6,744	6,452	7,056	6,693
Actual End of Session (Non-Credit)		407	520	530	667	585
Actual End of Session Total		7,033	7,264	6,982	7,723	7,278

**Credit Hours Per Student**

	2006	2005	2004	2003	2002	2001
Actual First Day Enrollment Credit Hours	47,026.00	47,224.00	48,832.00	44,871.00	47,511.00	44,705.00
Actual First Day Enrollment Headcount	7,073.00	7,095.00	7,356.00	6,496.00	6,864.00	6,494.00
Credit Hours Per Student/ FDS	6.65	6.66	6.64	6.91	6.92	6.88
✓ Actual One-Tenth Day Credit Hours	49,015.00	48,066.00	48,260.00	46,243.00	47,543.00	44,857.00
Actual One-Tenth Day Headcount	7,420.00	7,320.00	7,388.00	6,872.00	7,018.00	6,630.00
Credit Hours Per Student /OTD	6.61	6.57	6.53	6.73	6.77	6.77
Actual EOS Credit Hours		42,118.30	42,872.73	42,288.34	48,550.80	46,064.17
Actual EOS Headcount		7,033.00	7,264.00	6,982.00	7,723.00	7,278.00
Credit Hours Per Student/EOS		5.99	5.90	6.06	6.29	6.33
	2006	2005	2004	2003	2002	2001

\*NOTE: Students served by campus not available until Winter 1992.



Oakland Community College  
 Official Enrollment  
 Winter Term

Royal Oak

**Student Credit Hours**

	2006	2005	2004	2003	2002	2001
Projected*	37,107.00	35,434.00	34,960.00	33,093.00	32,138.00	31,919.00
Actual First Day Enrollment	34,580.00	34,543.00	36,368.00	31,485.00	33,266.00	31,679.00
Actual One-Tenth Day Enrollment	36,073.00	35,526.00	36,235.00	33,117.00	33,890.00	32,524.00
Actual End of Session (Credit)		30,576.00	31,400.00	29,425.00	34,007.00	32,755.00
Actual End of Session (Non-Credit)		0.00	0.00	0.00	0.00	0.00
Actual End of Session Total		30,576.00	31,400.00	29,425.00	34,007.00	32,755.00

**Headcount**

	2006	2005	2004	2003	2002	2001
Actual First Day Enrollment	6,005	6,034	6,341	5,316	5,741	5,490
Actual One-Tenth Day Enrollment	6,365	6,287	6,446	5,753	5,994	5,732
Actual End of Session (Credit)		5,698	5,897	5,329	6,025	5,778
Actual End of Session (Non-Credit)		0	0	0	0	0
Actual End of Session Total		5,698	5,897	5,329	6,025	5,778

**Credit Hours Per Student**

	2006	2005	2004	2003	2002	2001
Actual First Day Enrollment Credit Hours	34,580.00	34,543.00	36,368.00	31,485.00	33,266.00	31,679.00
Actual First Day Enrollment Headcount	6,005.00	6,034.00	6,341.00	5,316.00	5,741.00	5,490.00
Credit Hours Per Student/ FDS	5.76	5.72	5.74	5.92	5.79	5.77
Actual One-Tenth Day Credit Hours	36,073.00	35,526.00	36,235.00	33,117.00	33,890.00	32,524.00
Actual One-Tenth Day Headcount	6,365.00	6,287.00	6,446.00	5,753.00	5,994.00	5,732.00
Credit Hours Per Student /OTD	5.67	5.65	5.62	5.76	5.65	5.67
Actual EOS Credit Hours		30,576.00	31,400.00	29,425.00	34,007.00	32,755.00
Actual EOS Headcount		5,698.00	5,897.00	5,329.00	6,025.00	5,778.00
Credit Hours Per Student/EOS		5.37	5.32	5.52	5.64	5.67

2006 2005 2004 2003 2002 2001

\*NOTE: Students served by campus not available until Winter 1992. Royal Oak and Southfield campuses were combined until

Oakland Community College  
 Official Enrollment  
 Winter Term

Southfield

**Student Credit Hours**

	2006	2005	2004	2003	2002	2001
Projected*	15,805.00	13,903.00	11,922.00	9,906.00	10,728.00	10,655.00
Actual First Day Enrollment	16,287.00	16,757.00	15,168.50	12,012.50	11,005.00	9,160.50
Actual One-Tenth Day Enrollment	16,921.00	16,991.50	15,433.50	12,993.50	11,388.50	9,581.50
Actual End of Session (Credit)		14,857.50	13,704.50	11,865.50	11,397.00	9,636.50
Actual End of Session (Non-Credit)		0.00	52.47	45.79	200.00	168.00
Actual End of Session Total		14,857.50	13,756.97	11,911.29	11,597.00	9,804.50

**Headcount**

	2006	2005	2004	2003	2002	2001
Actual First Day Enrollment	2,899	3,083	2,770	2,168	2,011	1,703
Actual One-Tenth Day Enrollment	3,072	3,165	2,876	2,424	2,124	1,810
Actual End of Session (Credit)		2,837	2,617	2,256	2,128	1,818
Actual End of Session (Non-Credit)		0	11	12	25	21
Actual End of Session Total		2,837	2,628	2,268	2,153	1,839

**Credit Hours Per Student**

	2006	2005	2004	2003	2002	2001
Actual First Day Enrollment Credit Hours	16,287.00	16,757.00	15,168.50	12,012.50	11,005.00	9,160.50
Actual First Day Enrollment Headcount	2,899.00	3,083.00	2,770.00	2,168.00	2,011.00	1,703.00
Credit Hours Per Student/ FDS	5.62	5.44	5.48	5.54	5.47	5.38
✓ Actual One-Tenth Day Credit Hours	16,921.00	16,991.50	15,433.50	12,993.50	11,388.50	9,581.50
✓ Actual One-Tenth Day Headcount	3,072.00	3,165.00	2,876.00	2,424.00	2,124.00	1,810.00
Credit Hours Per Student /OTD	5.51	5.37	5.37	5.36	5.36	5.29
Actual EOS Credit Hours		14,857.50	13,756.97	11,911.29	11,597.00	9,804.50
Actual EOS Headcount		2,837.00	2,628.00	2,268.00	2,153.00	1,839.00
Credit Hours Per Student/EOS		5.24	5.23	5.25	5.39	5.33
	2006	2005	2004	2003	2002	2001

\*NOTE: Students served by campus not available until Winter 1992. Royal Oak and Southfield campuses were combined until



Oakland Community College  
 Official Enrollment  
 Winter Term

College-Wide

Student Credit Hours

	2006	2005	2004	2003	2002	2001
Projected*	193,514.00	187,780.00	183,090.00	177,135.00	172,827.00	171,647.00
Actual First Day Enrollment	185,615.00	185,916.50	190,584.50	169,688.50	171,071.50	161,622.00
Actual One-Tenth Day Enrollment	190,397.00	188,239.50	188,965.50	175,499.50	171,628.50	162,961.00
Actual End of Session (Credit)		163,879.00	166,747.50	158,197.50	172,873.00	165,068.50
Actual End of Session (Non-Credit)		3,581.59	3,473.19	5,268.19	5,226.60	10,255.77
Actual End of Session Total		167,460.59	170,220.69	163,465.69	178,099.60	175,324.27

Headcount

	2006	2005	2004	2003	2002	2001
Projected Headcount	29,330	28,953	25,120	24,000	28,500	26,192
Actual First Day Enrollment	22,630	22,884	23,664	21,072	22,023	21,157
Actual One-Tenth Day Enrollment	23,656	23,696	23,936	22,428	22,587	21,735
Actual End of Session (Credit)		22,174	22,519	21,334	22,800	22,032
Actual End of Session (Non-Credit)		2,488	2,183	4,365	2,503	5,823
Actual End of Session Total		24,662	24,702	25,699	25,303	27,855

Credit Hours Per Student

	2006	2005	2004	2003	2002	2001
Actual First Day Enrollment Credit Hours	185,615.00	185,916.50	190,584.50	169,688.50	171,071.50	161,622.00
Actual First Day Enrollment Headcount	22,630.00	22,884.00	23,664.00	21,072.00	22,023.00	21,157.00
Credit Hours Per Student/ FDS	8.20	8.12	8.05	8.05	7.77	7.64
Actual One-Tenth Day Credit Hours	190,397.00	188,239.50	188,965.50	175,499.50	171,628.50	162,961.00
Actual One-Tenth Day Headcount	23,656.00	23,696.00	23,936.00	22,428.00	22,587.00	21,735.00
Credit Hours Per Student /OTD	8.05	7.94	7.89	7.83	7.60	7.50

Actual EOS Credit Hours		167,460.59	170,220.69	163,465.69	178,099.60	175,324.27
Actual EOS Headcount		24,662.00	24,702.00	25,699.00	25,303.00	27,855.00
Credit Hours Per Student/EOS		6.79	6.89	6.36	7.04	6.29
	2006	2005	2004	2003	2002	2001

Oakland Community College  
 Official Enrollment Report  
 Winter Term

Unassociated/Offsite/Collegewide

**Student Credit Hours**

	2006	2005	2004	2003	2002	2001
Projected						
Actual First Day Enrollment	0	3	0		6	
Actual One-Tenth Day Enrollment	4	0				
Actual End of Session (Credit)		0	0	14		
Actual End of Session (Noncredit)		943.71	1,504.19	2,710.15		
Actual End of Session Total		943.71	1,504.19	2,724.15		

**Headcount**

	2006	2005	2004	2003	2002	2001
Actual First Day Enrollment	0	1	0		1	
Actual One-Tenth Day Enrollment	1	0				
Actual End of Session (Credit)		0	0			
Actual End of Session (Noncredit)		983	1,261	3,062		
Actual End of Session Total		983	1,261	3,062		

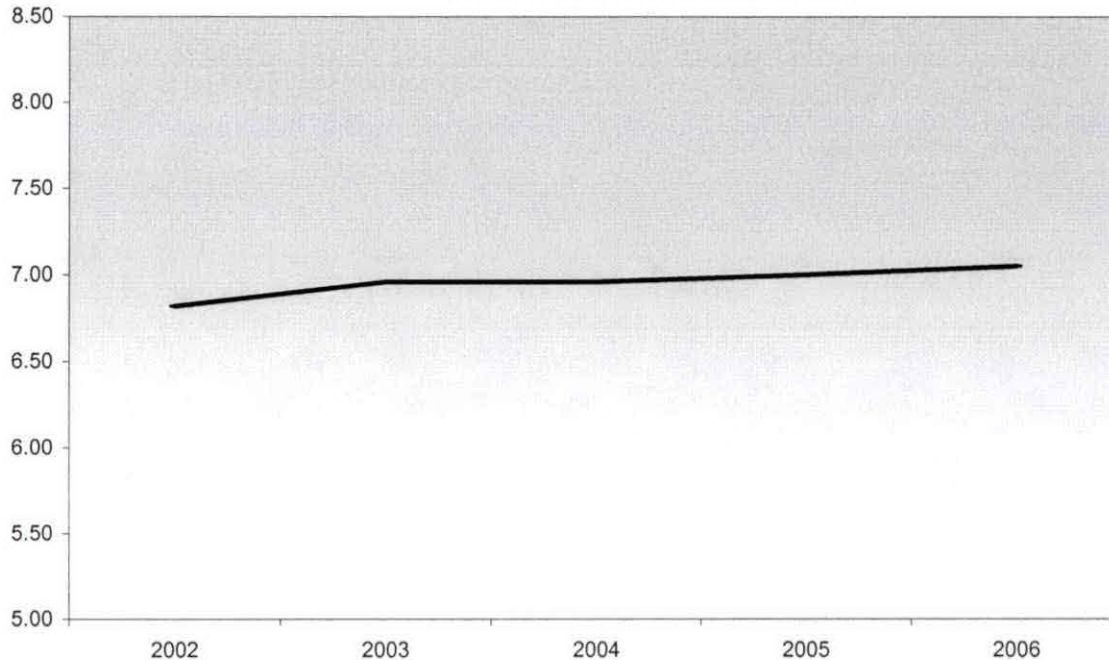
**Headcount Multi Campus**

	2006	2005	2004	2003
Actual First Day Enrollment	5,209	5,109	5,639	3,992
Actual One-Tenth Day Enrollment	5,317	5,078	5,653	
Actual End of Session (Credit)		4,231		3,698
Actual End of Session (Noncredit)				1,303
Actual End of Session Total				5,001

**Oakland Community College  
 Official Enrollment Report - Credit Hours Per Student  
 Winter 2006 - One-Tenth Day  
 Auburn Hills**

	2002	2003	2004	2005	2006	1-Year % Change	5-Year % Change
✓ Actual One-Tenth Day Credit Hours	53,023.00	54,334.00	56,953.00	56,354.00	56,425.00	0.1%	6.4%
✓ Actual One-Tenth Day Headcount	7,776	7,812	8,187	8,056	8,003	-0.7%	2.9%
Credit Hours Per Student /OTD	6.82	6.96	6.96	7.00	7.05	0.7%	3.4%

**Credit Hours Per Student Ratio**



**Summary**

For the One-Tenth Day of Session, Winter 2006, students at Auburn Hills enrolled in an average of 7.05 credits. This represents a 0.7% increase in credit hours per student from Winter 2005.

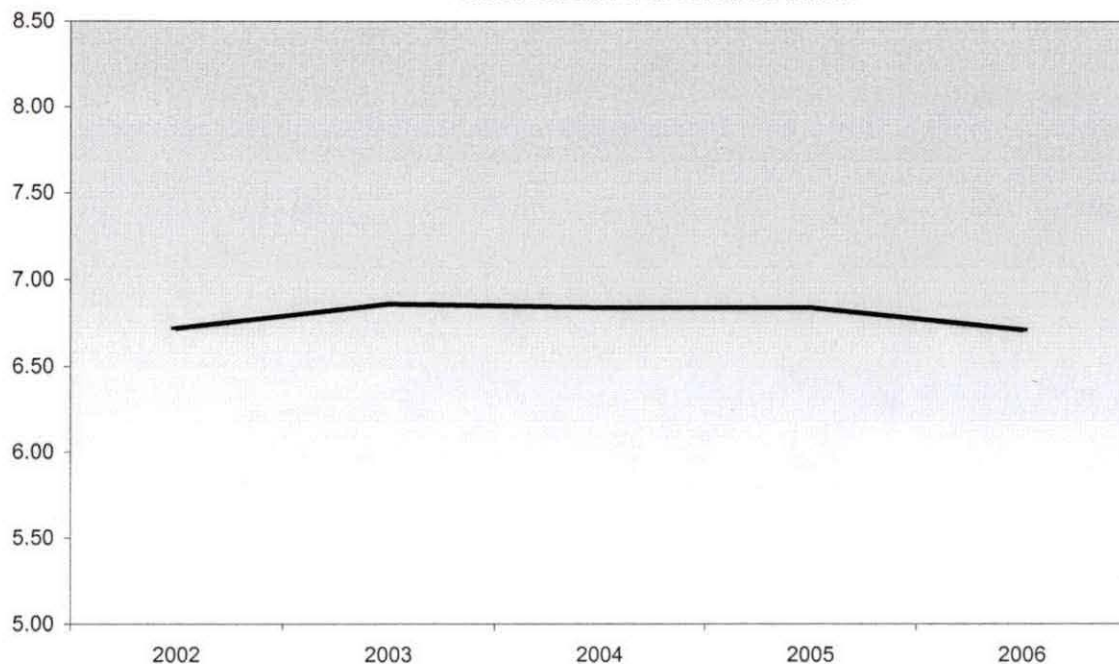
The five-year percentage change for credit hours per student shows an increase of 3.4%.

NOTE: Summation of campus headcounts do not equal totals due to attendance at more than one campus.

**Oakland Community College  
 Official Enrollment Report - Credit Hours Per Student  
 Winter 2006 - One-Tenth Day  
 Highland Lakes**

	2002	2003	2004	2005	2006	1-Year % Change	5-Year % Change
✓ Actual One-Tenth Day Credit Hours	25,784.00	28,812.00	32,084.00	31,302.00	31,959.00	2.1%	23.9%
✓ Actual One-Tenth Day Headcount	3,835	4,199	4,692	4,578	4,763	4.0%	24.2%
Credit Hours Per Student /OTD	6.72	6.86	6.84	6.84	6.71	-1.9%	-0.1%

**Credit Hours Per Student Ratio**



**Summary**

For the One-Tenth Day of Session, Winter 2006, students at Highland Lakes enrolled in an average of 6.71 credits. This represents a 1.9% decrease in credit hours per student from Winter 2005.

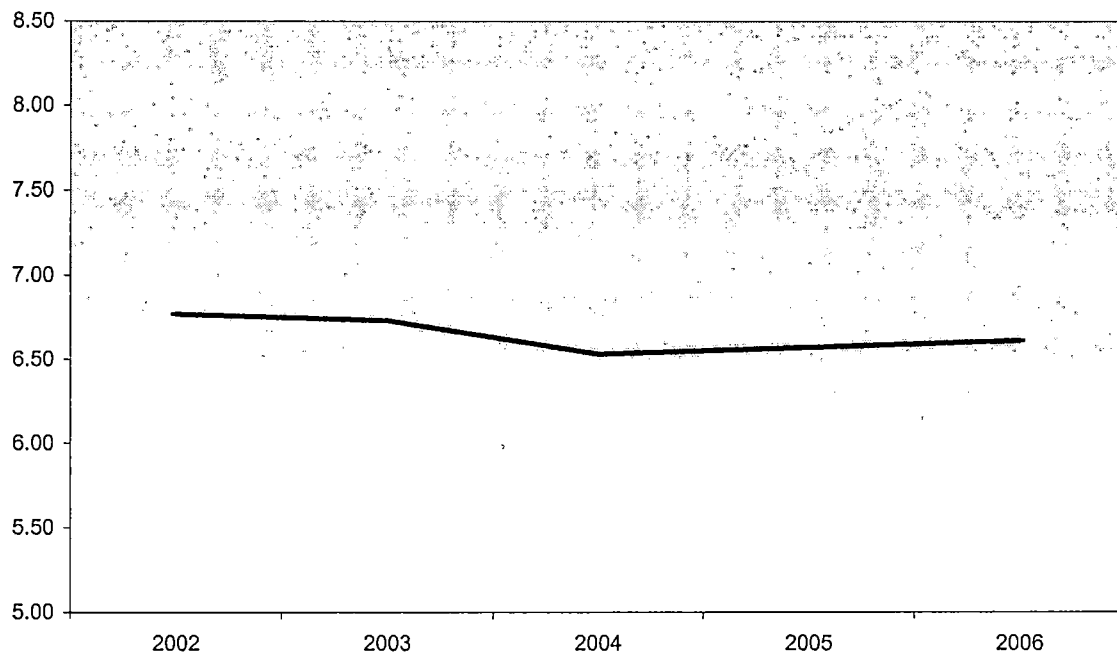
The five-year percentage change for credit hours per student shows a decrease of 0.1%.

NOTE: Summation of campus headcounts do not equal totals due to attendance at more than one campus.

**Oakland Community College  
 Official Enrollment Report - Credit Hours Per Student  
 Winter 2006 - One-Tenth Day  
 Orchard Ridge**

	2002	2003	2004	2005	2006	1-Year % Change	5-Year % Change
✓ Actual One-Tenth Day Credit Hours	47,543.00	46,243.00	48,260.00	48,066.00	49,015.00	2.0%	3.1%
✓ Actual One-Tenth Day Headcount	7,018	6,872	7,388	7,320	7,420	1.4%	5.7%
Credit Hours Per Student /OTD	6.77	6.73	6.53	6.57	6.61	0.6%	-2.4%

**Credit Hours Per Student Ratio**



**Summary**

For the One-Tenth Day of Session, Winter 2006, students at Orchard Ridge enrolled in an average of 6.61 credits. This represents a 0.6% increase in credit hours per student from Winter 2005.

The five-year percentage change for credit hours per student shows a decrease of 2.4%.

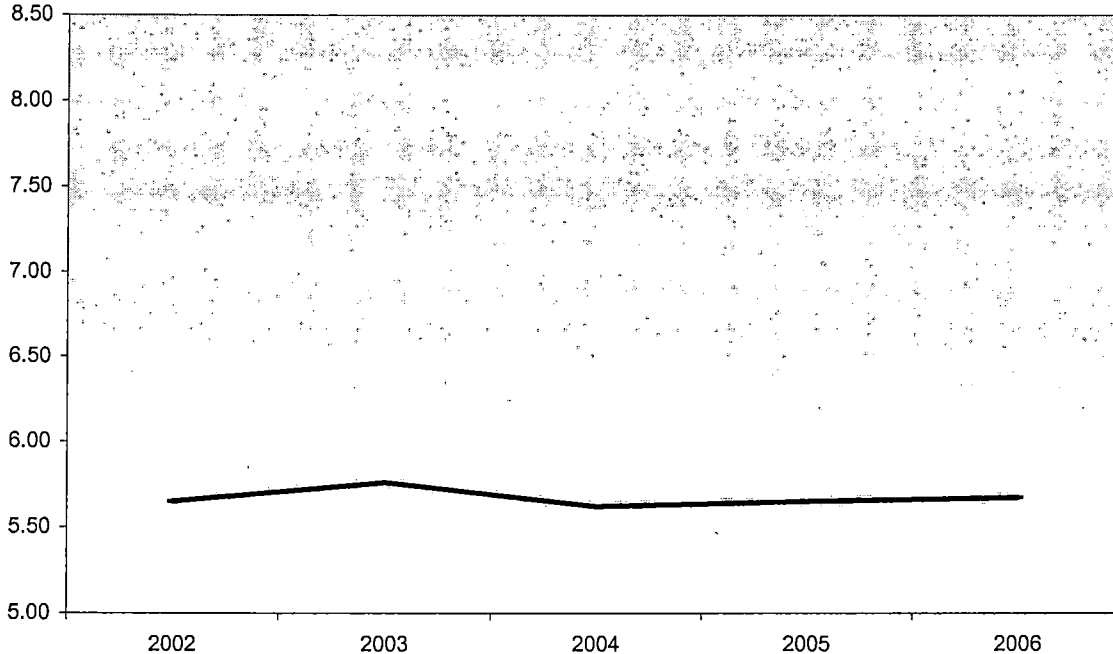
NOTE: Summation of campus headcounts do not equal totals due to attendance at more than one campus.



**Oakland Community College  
 Official Enrollment Report - Credit Hours Per Student  
 Winter 2006 - One-Tenth Day  
 Royal Oak**

	2002	2003	2004	2005	2006	1-Year % Change	5-Year % Change
✓ Actual One-Tenth Day Credit Hours	33,890.00	33,117.00	36,235.00	35,526.00	36,073.00	1.5%	6.4%
✓ Actual One-Tenth Day Headcount	5,994	5,753	6,446	6,287	6,365	1.2%	6.2%
Credit Hours Per Student /OTD	5.65	5.76	5.62	5.65	5.67	0.4%	0.4%

**Credit Hours Per Student Ratio**



**Summary**

For the One-Tenth Day of Session, Winter 2006, students at Royal Oak enrolled in an average of 5.67 credits. This represents a 0.4% increase in credit hours per student from Winter 2005.

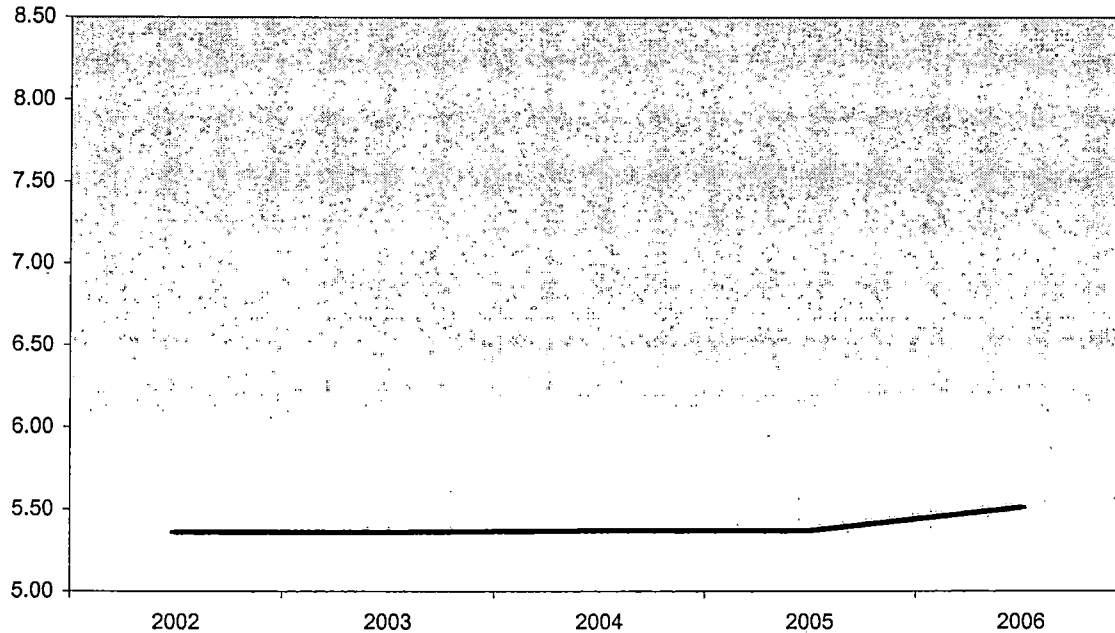
The five-year percentage change for credit hours per student shows an increase of 0.4%.

NOTE: Summation of campus headcounts do not equal totals due to attendance at more than one campus.

**Oakland Community College  
 Official Enrollment Report - Credit Hours Per Student  
 Winter 2006 - One-Tenth Day  
 Southfield**

	2002	2003	2004	2005	2006	1-Year % Change	5-Year % Change
Actual One-Tenth Day Credit Hours	11,388.50	12,993.50	15,433.50	16,991.50	16,921.00	-0.4%	48.6%
Actual One-Tenth Day Headcount	2,124	2,424	2,876	3,165	3,072	-2.9%	44.6%
Credit Hours Per Student /OTD	5.36	5.36	5.37	5.37	5.51	2.6%	2.8%

**Credit Hours Per Student Ratio**



**Summary**

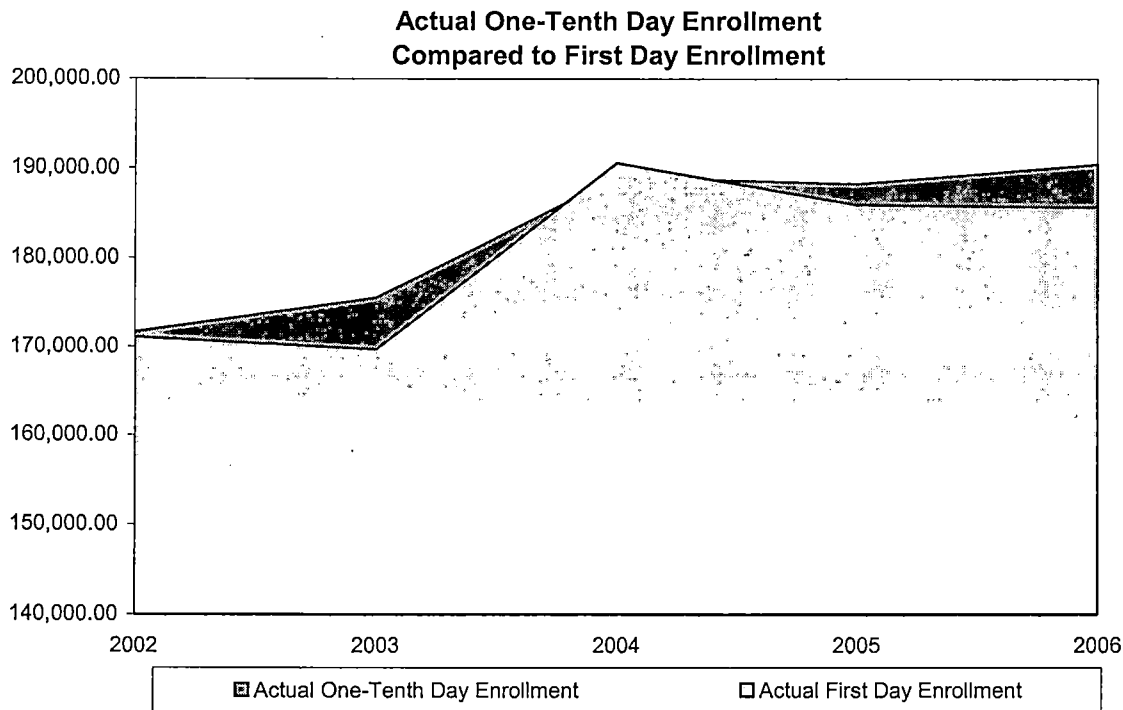
For the One-Tenth Day of Session, Winter 2006, students at Southfield enrolled in an average of 5.51 credits. This represents a 2.6% increase in credit hours per student from Winter 2005.

The five-year percentage change for credit hours per student shows an increase of 2.8%.

NOTE: Summation of campus headcounts do not equal totals due to attendance at more than one campus.

**Oakland Community College  
 Official Enrollment Report - Student Credit Hours  
 Winter 2006 - One-Tenth Day  
 College-Wide**

	2002	2003	2004	2005	2006	1-Year % Change	5-Year % Change
✓ Actual First Day Enrollment	171,071.50	169,688.50	190,584.50	185,916.50	185,615.00	-0.2%	8.5%
✓ Actual One-Tenth Day Enrollment	171,628.50	175,499.50	188,965.50	188,239.50	190,397.00	1.1%	10.9%
% of Actual First Day Enrollment	100.3%	103.4%	99.2%	101.2%	102.6%		



**Summary**

In comparison with the One-Tenth Day of Session, Winter 2005, actual credit hours have increased by 1.1%.

The five-year percentage change for actual student credit hours is showing an increase of 10.9%.

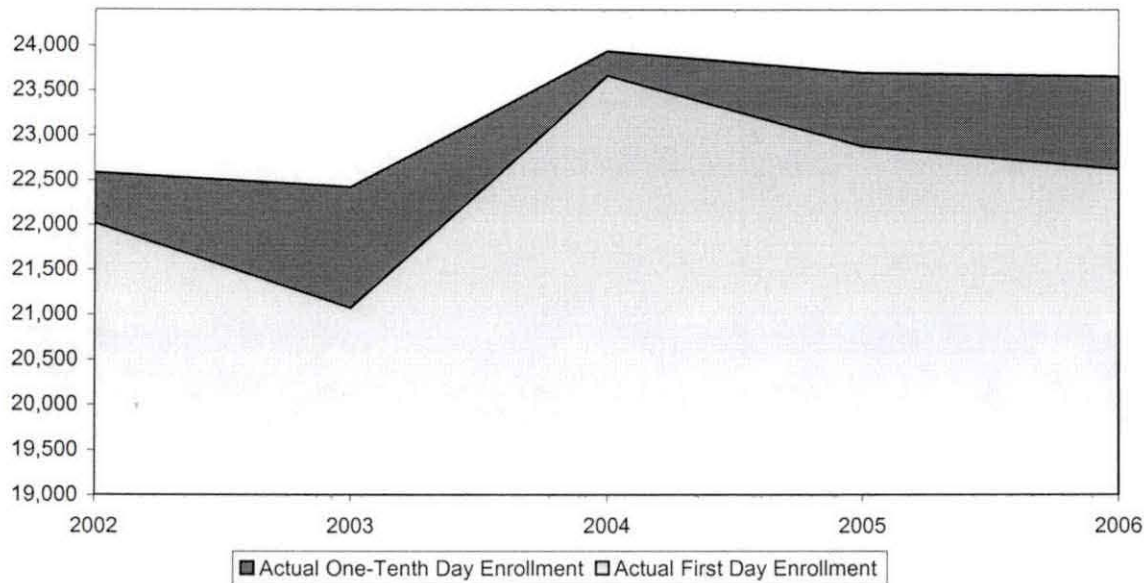
Student Credit Hours, as of the One-Tenth Day of Session, Winter 2006, are 102.6% of the First Day of Session, Winter 2006.

NOTE: The actual student credit hours are based on credit courses only.

**Oakland Community College  
 Official Enrollment Report - Student Headcount  
 Winter 2006 - One Tenth Day  
 College-Wide**

	2002	2003	2004	2005	2006	1-Year % Change	5-Year % Change
Actual First Day Enrollment	22,023	21,072	23,664	22,884	22,630	-1.1%	2.8%
Actual One-Tenth Day Enrollment	22,587	22,428	23,936	23,696	23,656	-0.2%	4.7%
% of Actual First Day Enrollment	102.6%	106.4%	101.1%	103.5%	104.5%		

**Actual One-Tenth Day of Session  
 Student Headcount**



**Summary**

The One-Tenth Day of Session student headcount decreased 0.2% from Winter 2005 to Winter 2006.

The five-year percentage change shows a 4.7% increase in actual student headcount.

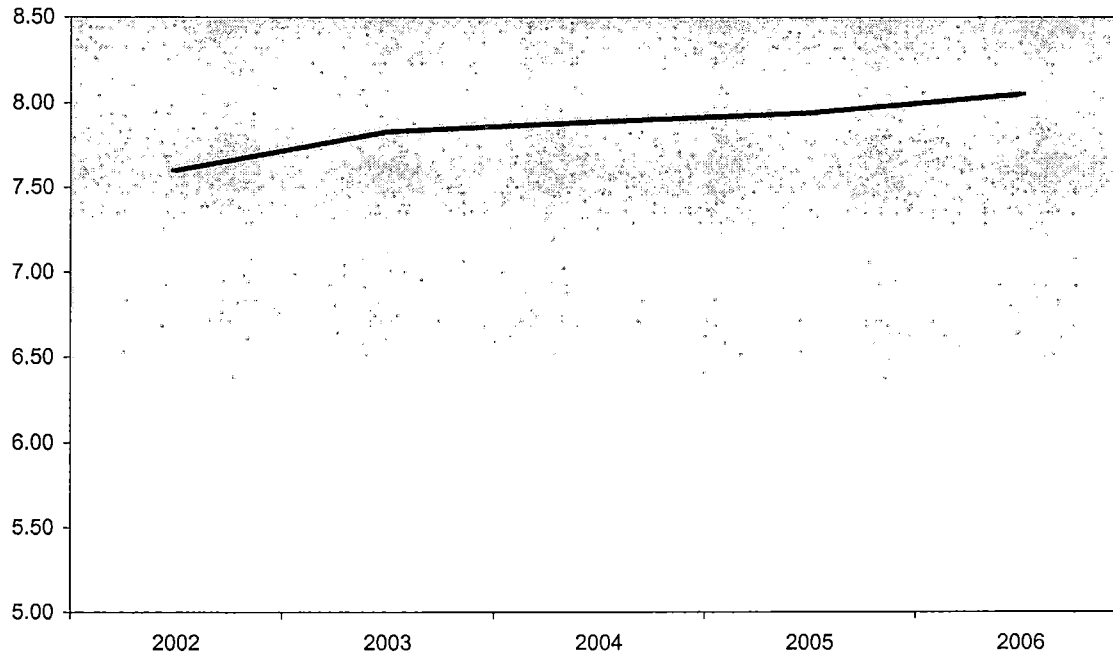
Student headcount, as of the One-Tenth Day of Session, Winter 2006, is at 104.5% of First-Day of Session, Winter 2006.

NOTE: Summation of campus headcounts do not equal totals due to attendance at more than one campus.

**Oakland Community College  
 Official Enrollment Report - Credit Hours Per Student  
 Winter 2006 - One-Tenth Day  
 College-Wide**

	2002	2003	2004	2005	2006	1-Year % Change	5-Year % Change
✓ Actual One-Tenth Day Credit Hours	171,628.50	175,499.50	188,965.50	188,239.50	190,397.00	1.1%	10.9%
✓ Actual One-Tenth Day Headcount	22,587	22,428	23,936	23,696	23,656	-0.2%	4.7%
Credit Hours Per Student /OTD	7.60	7.83	7.89	7.94	8.05	1.4%	5.9%

**Credit Hours Per Student Ratio**



**Summary**

For the One-Tenth Day of Session, Winter 2006, students enrolled in an average of 8.05 credits college-wide. This represents a 1.4% increase in credit hours per student from Winter 2005.

The five-year percentage change for credit hours per student shows an increase of 5.9%.

NOTE: Summation of campus headcounts do not equal totals due to attendance at more than one campus.



WINTER 06 OTD OFFICIAL ENROLLMENT REPORT

Raw Data File: HEADCOUNT JAN 2006.DAT (From Snapshot)

Syntax: I:\RD\SIS\Syntax\CREATE HEADCOUNT for  
official enrollment 2006 (gmf 01.09.06).SPS

Fall 2005 → Winter 2006 ①

Change DEC 2005 → JAN 2006 ③

Fall EDS 2005 → Winter OTD 2006 ④

End of Session → One Tenth Day ①

2005 → 2006 ⑥

EDS Fall 05 → OTD Winter 06 ⑥

Fall → Winter ④

05 → 06 ④

EDS → OTD ⑦

id 'Student ID Number'  
hmcp 'Student Home Campus'  
last 'Student Last Name'  
first 'Student First Name'  
midd 'Student Middle Name'  
grde 'Student Course Grade'  
regstat 'Registration Status'  
stat 'Student Status in Course'

EXECUTE.

FILTER OFF.  
USE ALL.  
SELECT IF(id ~= ' ').  
EXECUTE .

FILTER OFF.  
USE ALL.  
SELECT IF (id NE '' & id NE '0616743' & id NE '0616744' & id NE '0616750'  
& id NE '0616751' & id NE '0613236' & id NE '0554404' ).  
EXECUTE .

SAVE OUTFILE='I:\Research Data\Student Information System'+  
'\One Tenth Day\Student Course Registration\Winter OTD 2006 Course Registrations.sav'.

SAVE OUTFILE='I:\Internal Reporting\Enrollment\Official Enrollment\Raw Data'+  
'\OTD Winter 06\headcount Winter OTD credit 2006.sav'.

\*\*FOR SUMMER I  
\*\*Select those course registrations for courses that fit into the Summer I session. Those  
\*\* courses will generally fall within a fixed set of dates. If it is not possible to evaluate  
\*\* whether or not the registration belongs in Summer I or Summer II by the start date,  
\*\* look at the Section Number of the Course (not in this data file) Per Leanne any 10 week course starting in  
Summer I is Summer I..

\*\*FILTER OFF.  
\*\*USE ALL.  
\*\*SELECT IF (strt NE '07/01/05' & strt NE '07/03/05' & strt NE '07/05/05' & strt NE '07/06/05'  
\*\*& strt NE '07/07/05' & strt NE '07/08/05' & strt NE '07/11/05'  
\*\*& strt NE '07/12/05' & strt NE '07/13/05' & strt NE '07/21/05').  
\*\*EXECUTE.

\*\*SAVE OUTFILE='I:\Internal Reporting\Enrollment\Official Enrollment\Raw Data'+  
\*\*'\OTD Summer 06\headcount summer I 2006.sav'.

\*\*FOR SUMMER II  
\*\*Select those course registrations for courses that fit into the Summer II session. Those  
\*\* courses will generally fall within a fixed set of dates. If it is not possible to evaluate  
\*\* whether or not the registration belongs in Summer I or Summer II by the start date,  
\*\* look at the Section Number of the Course (not in this data file).

\*\*FILTER OFF.  
\*\*USE ALL.  
\*\*SELECT IF (strt = '07/05/04' | strt = '07/06/04' | strt = '07/07/04' | strt = '07/08/04'  
\*\*| strt = '07/09/04' | strt = '07/12/04' | strt = '07/22/04').  
\*\*EXECUTE.

```
**SAVE OUTFILE='I:\Internal Reporting\Enrollment\Official Enrollment\Raw Data'+
**\OTD Summer 04\headcount summer II OTD 2004.sav'.
```

```
FILTER OFF.
USE ALL.
SELECT IF(stat = 'A').
EXECUTE.
```

```
AGGREGATE
/OUTFILE='I:\Internal Reporting\Enrollment\Official Enrollment\Raw Data'+
'\OTD Winter 06\Winter 06 OTD Credit (credits) by campus.sav'
/BREAK=loc
/cred_1 = SUM(cred).
```

```
AGGREGATE
/OUTFILE='I:\Internal Reporting\Enrollment\Official Enrollment\Raw Data'+
'\OTD Winter 06\Winter 06 OTD Total Collegewide Credit (credits).sav'
/BREAK=run
/cred_1 = SUM(cred).
```

```
IF (loc = 'AH') AH = 1 .
IF (loc = 'HL') HL = 1.
IF (loc = 'OR') Orch = 1.
IF (loc = 'RO') RO = 1.
IF (loc = 'SF') SF = 1.
IF (loc NE 'AH' & loc NE 'HL' & loc NE 'OR' & loc NE 'RO' & loc NE 'SF')
  DW = 1.
```

```
VARIABLE LABELS
AH 'Attends Auburn Hills Campus'
HL 'Attends Highland Lakes Campus'
Orch 'Attends Orchard Ridge Campus'
RO 'Attends Royal Oak Campus'
SF 'Attends Southfield Campus'
DW 'Attends Districtwide Campus'
```

```
EXECUTE .
```

```
SAVE OUTFILE='I:\Internal Reporting\Enrollment\Official Enrollment\Raw Data'+
'\OTD Winter 06\Winter OTD 2006HEADCOUNTJAN2006 duplicated.SAV'.
```

```
SORT CASES BY id .
CASESTOVARS
/ID = id
/GROUPBY = VARIABLE .
```

```
IF ((AH > 0 & HL > 0) OR
(AH > 0 & Orch > 0) OR
(AH > 0 & RO > 0) OR
(AH > 0 & SF > 0) OR
(AH > 0 & DW > 0) OR
(HL > 0 & Orch > 0) OR
(HL > 0 & RO > 0) OR
(HL > 0 & SF > 0) OR
```

(HL > 0 & DW > 0) OR  
(Orch > 0 & RO > 0) OR  
(Orch > 0 & SF > 0) OR  
(Orch > 0 & DW > 0) OR  
(RO > 0 & SF > 0) OR  
(RO > 0 & DW > 0) OR  
(SF > 0 & DW > 0)) multi = 1.

VARIABLE LABELS multi 'Attends multiple campuses'.  
EXECUTE .

RECODE  
AH HL Orch RO SF DW (SYSMIS=0) .  
EXECUTE .

SAVE OUTFILE=  
'I:\Internal Reporting\Enrollment\Official Enrollment\Raw Data'+  
'\OTD Winter 06\Winter OTD 2006HEADCOUNTJAN2006 Unduplicated.SAV'.

FREQUENCIES  
VARIABLES=ah hl orch ro sf dw multi  
/ORDER= ANALYSIS .

\*Save Frequency Output as.  
\*"I:\Internal Reporting\Enrollment\Official Enrollment\Raw Data'+  
\*"\OTD Winter 06\Winter 06 OTD HEADCOUNT Frequencies.spo".

```
*Winter 06 EOS OER.
*CREATE HEADCOUNT FOR OFFICAL ENROLLMENT 2006AY (07.24.06gmf).SPS
*Syntax corrected for change in extract gmf.
GET DATA /TYPE = TXT
/FILE = 'I:\Research Data\Student Information System\Colleague Annual Year
Data'+
'\Raw Data 2006AY\HEADCOUNT2005AYMAY1006.DAT'
/DELCASE = LINE
/DELIMITERS = ", "
/QUALIFIER = ""
/ARRANGEMENT = DELIMITED
/FIRSTCASE = 2
/IMPORTCASE = ALL
/VARIABLES =
run A10
term A7
pref A4
num F6
section A5
loc A2
syn F6
acs F4.2
strt A8
end A8
type A3
cred F4.2
cont F5.2
id A10
hmcp A2
last A13
first A11
midd A10
grde F2.1
regstat A1
stat A1
.
CACHE.
EXECUTE.
```

*Reran this syntax  
8/4/06 Jay  
Data matches*

VARIABLE LABELS

run 'Extract Date'  
term 'Session'  
pref 'Course Prefix'  
num 'Course Number'  
section 'Course Section Number'  
loc 'Course Location'  
syn ' Course Synonym'  
acs 'Course Activity Classification Structure Code'  
strt 'Course Start Date'  
end 'Course End Date'  
type 'Course Type'  
cred 'Course Credit Hours'  
cont 'Course Contact Hours'  
id 'Student ID Number'  
hmcp 'Student Home Campus'  
last 'Student Last Name'  
first 'Student First Name'  
midd 'Student Middle Name'  
grde 'Student Course Grade'  
regstat 'Registration Status'  
stat 'Student Status in Course'

**EXECUTE.**

**FILTER OFF.**

**USE ALL.**

**SELECT IF (id NE '' & id NE '0616743' & id NE '0616744' & id NE '0616750'  
& id NE '0616751' & id NE '0613236' & id NE '0554404' ).**

**EXECUTE .**

**\*FOR NON-TRADITIONAL SIDE OF THE HOUSE AT END OF SESSION WE NEED  
TO**

**\*SELECT OUT BY END DATE. WE WILL NEED TO LOOK AT 2003/ AY AND  
2004/AY.**

**\*FOR FALL 2004 USE 2004/AY AND 2005/AY.**

**\*FOR WINTER USE 2005AY.**

**SAVE OUTFILE='I:\Research Data\Student Information System\Colleague Annual  
Year Data'+**

**'\HEADCOUNTMAY1006AY2005.SAV'.**



**FILTER OFF.  
USE ALL.  
SELECT IF(stat = 'A').  
EXECUTE.**

**\*2004/AY selection criteria Fall 03 end of session**

**\*FILTER OFF.**

**\*USE ALL.**

**\*SELECT IF(end NE '01/16/04' & end NE '02/24/04' & end NE '02/25/04'**

**\* & end NE '02/26/04' & end NE '02/27/04' & end NE '03/08/04' & end NE '03/18/04'**

**\* & end NE '03/25/04' & end NE '03/29/04' & end NE '04/03/04' & end NE '04/22/04'**

**\* & end NE '04/26/04' & end NE '04/27/04' & end NE '04/28/04' & end NE '04/29/04'**

**\* & end NE '05/03/04' & end NE '06/30/04' & end NE '08/25/04' & end NE '08/27/03').**

**\*EXECUTE .**

**\*2003/AY selection criteria Fall 03 end of session**

**\*FILTER OFF.**

**\*USE ALL.**

**\*SELECT IF (end = '08/28/03' or end = '08/29/03' or end = '08/31/03'**

**\* or end = '09/04/03' or end = '09/05/03' or end = '09/11/03'**

**\* or end = '09/18/03' or end = '09/25/03' or end = '10/30/03'**

**\* or end = '12/02/03' or end = '12/05/03').**

**\*EXECUTE.**

**\*2004/AY selection criteria Winter 04 end of session.**

**\*If End Date falls between January 10, 2004 and May 10, 2004.**

**\*2005/AY selection criteria Fall 04 EOS.**

**\*If "End Date" falls between September 2, 2004 (13313462400) and January 9, 2005 (13324608000).**

**\*2005/AY selection criteria Winter 05 EOS.**

**\*If "End Date" falls between January 11, 200 (13324780800) and MAY 7, 2005 (13334803200).**

**\*Jan 11 was chosen since there were no classes ending on Jan 10 and May 7 since the next class ended on May10.**

**\*2005/AY selection criteria Summer I 05 EOS.**

**\*If "End Date" falls between May 9, 2005 (13334976000) and July 1, 2005 (13339555200).**

**\*July 1 was chosen since the next class ended on July14, 2005.**

**\*2005/AY selection criteria Summer II 05 EOS.**

**\*If "End Date" falls between July 5, 2005 (13339900800) and August 31, 2005 (13344566400).**

**\*July 5 was chosen since the previous class ended on July1, 2005 was counted in Summer I.**

**\*2005/AY section criteria Fall 2005 EOS.**

**\*If "End Date" falls between September 2, 2005 (13344998400) and January 8, 2006 (13353465600).**

**\*2006/AY section criteria Winter 2006 EOS.**

**\*If "End Date" falls between Jan 10, 2006 (13356230400) and May 9, 2006 (13366512000).**

**\*Jan 10 selected since no classes fell on Jan 9.**

**\*2006/AY selection criteria Summer I 2006 EOS.**

**\*If "End Date" falls between May 10, 2006 (13366598400) and July 5, 2006 (13371436800).**

**\*Conversion of date to numeric.**

**\* Date and Time Wizard: dateform.**

**\* "end" = variable to be converted.**

**COMPUTE dateform = number(end, ADATE8).**

**VARIABLE LABEL dateform 'Convert String to Date Format'.**

**VARIABLE LEVEL dateform (SCALE).**

**FORMATS dateform (ADATE8).**

**VARIABLE WIDTH dateform(8).**

**EXECUTE.**

**COMPUTE datenum = dateform .**

**VARIABLE LABEL datenum 'Convert Date Format to Numeric Format'.**

**VARIABLE WIDTH datenum(13).**

**EXECUTE .**

**FILTER OFF.**

**USE ALL.**

**SELECT IF(datenum >= 13356230400 & datenum <= 13366512000).**

**EXECUTE .**

```
IF (cred > 0) ccred = cred .
VARIABLE LABEL ccred 'Calculated Credits'.
IF (MISSING(cred)) ccred = cont * .053 .
EXECUTE .
```

```
SORT CASES BY
  id (A) .
```

**\*Need to merge 2005AY and 2006AY.**

```
SAVE OUTFILE='I:\Research Data\Student Information System\Colleague Annual
Year Data\HEADCOUNTMAY1006AY2005.SAV'
/COMPRESSED.
```

**\*Note: No students from 2005AY.**

**\*Repeat process with 2006AY.**

```
GET DATA /TYPE = TXT
/FILE = 'I:\Research Data\Student Information System\Colleague Annual Year
Data'+
```

```
'\Raw Data 2006AY\HEADCOUNT2006AYMAY1006.DAT'
```

```
/DELCASE = LINE
```

```
/DELIMITERS = ", "
```

```
/QUALIFIER = ""
```

```
/ARRANGEMENT = DELIMITED
```

```
/FIRSTCASE = 2
```

```
/IMPORTCASE = ALL
```

```
/VARIABLES =
```

```
run A10
```

```
term A7
```

```
pref A4
```

```
num F6
```

```
section A5
```

```
loc A2
```

```
syn F6
```

```
acs F4.2
```

```
strt A8
```

```
end A8
```

```
type A3
```

```
cred F4.2
```

```
cont F5.2
```

```
id a10
```

```
hmcp A2
```

last A13  
first A11  
midd A10  
grde F2.1  
regstat A1  
stat A1

CACHE.  
EXECUTE.

**VARIABLE LABELS**

run 'Extract Date'  
term 'Session'  
pref 'Course Prefix'  
num 'Course Number'  
section 'Course Section Number'  
loc 'Course Location'  
syn ' Course Synonym'  
acs 'Course Activity Classification Structure Code'  
strt 'Course Start Date'  
end 'Course End Date'  
type 'Course Type'  
cred 'Course Credit Hours'  
cont 'Course Contact Hours'  
id 'Student ID Number'  
hmcp 'Student Home Campus'  
last 'Student Last Name'  
first 'Student First Name'  
midd 'Student Middle Name'  
grde 'Student Course Grade'  
regstat 'Registration Status'  
stat 'Student Status in Course'

EXECUTE.

FILTER OFF.

USE ALL.

SELECT IF (id NE '' & id NE '0616743' & id NE '0616744' & id NE '0616750'  
& id NE '0616751' & id NE '0613236' & id NE '0554404' ).

EXECUTE .

FILTER OFF.  
USE ALL.  
SELECT IF(stat = 'A').  
EXECUTE.

SAVE OUTFILE='I:\Research Data\Student Information System\Colleague Annual  
Year Data'+  
'\HEADCOUNTMAY1006AY2006.SAV'.

\*Conversion of date to numeric.  
\* Date and Time Wizard: dateform.  
\* "end" = variable to be converted.  
COMPUTE dateform = number(end, ADATE8).  
VARIABLE LABEL dateform 'Convert String to Date Format'.  
VARIABLE LEVEL dateform (SCALE).  
FORMATS dateform (ADATE8).  
VARIABLE WIDTH dateform(8).  
EXECUTE.

COMPUTE datenum = dateform .  
VARIABLE LABEL datenum 'Convert Date Format to Numeric Format'.  
VARIABLE WIDTH datenum(13).  
EXECUTE .

FILTER OFF.  
USE ALL.  
SELECT IF(datenum >= 13356230400 & datenum <= 13366512000).  
EXECUTE .

IF (cred > 0) ccred = cred .  
VARIABLE LABEL ccred 'Calculated Credits'.  
IF (MISSING(cred)) ccred = cont \* .053 .  
EXECUTE .

SORT CASES BY  
id (A) .

SAVE OUTFILE='I:\Research Data\Student Information System\Colleague Annual  
Year Data\HEADCOUNTMAY1006AY2006.SAV'  
/COMPRESSED.

\*Need to merge 2005AY and 2006AY.  
\* Not for Winter 2006.

**GET**

**FILE='I:\Research Data\Student Information System\Colleague Annual Year Data\HEADCOUNTMAY1006AY2005.SAV'.**

**ADD FILES /FILE=\***

**/FILE='I:\Research Data\Student Information System\Colleague Annual Year Data\HEADCOUNTMAY1006AY2006.SAV'.**

**EXECUTE.**

**SAVE OUTFILE='I:\Research Data\Student Information System\Colleague Annual Year Data\HEADCOUNTMAY1006AY0506merged.SAV'  
/COMPRESSED.**

**AGGREGATE**

**/OUTFILE='I:\Internal Reporting\Enrollment\Official Enrollment\Raw Data\EOS'+  
' Winter 06\NonTraditional Credit AY2006 Winter (noncredit credits) by  
campus.sav'**

**/BREAK=loc**

**/credit = SUM(ccred).**

**AGGREGATE**

**/OUTFILE='I:\Internal Reporting\Enrollment\Official Enrollment\Raw Data\EOS'+  
' Winter 06\Non Traditional TOTAL COLLEGEWIDE Credit Hours AY2006 Winter  
(noncredit only).sav'**

**/BREAK=run**

**/credit = SUM(ccred).**

**IF (loc = 'AH') AH = 1 .**

**IF (loc = 'HL') HL = 1.**

**IF (loc = 'OR') Orch = 1.**

**IF (loc = 'RO') RO = 1.**

**IF (loc = 'SF') SF = 1.**

**IF (loc NE 'AH' & loc NE 'HL' & loc NE 'OR' & loc NE 'RO' & loc NE 'SF')**

**DW = 1.**

**EXECUTE .**



NonTraditional Credit AY2006 Winter (noncredit credits) by campus.sav

	loc	credit
1		332.31
2	AH	1984.14
3	HL	17.81
4	OF	1555.44
5	OR	284.85
6	PC	69.80

X  
X  
X  
X

DW

332.31  
1555.44  
69.80

1957.55 ✓

	run	credit
1	05/10/2006	4244.35

X

# Frequencies: Headcount by campus for Non-Trad students Winter 06 EOS

[DataSet2] I:\Internal Reporting\Enrollment\Official Enrollment\Raw Data\EOS Winter 06\AY2 UNDUPLICATED.sav

## Statistics

		AH	HL	Orch	RO	SF	DW
N	Valid	898	19	186	0	0	1238
	Missing	1379	2258	2091	2277	2277	1039

## Frequency Table

### AH

		Frequency	Percent	Valid Percent	Cumulative Percent
Valid	1.00	898	39.4	100.0	100.0
Missing	System	1379	60.6		
Total		2277	100.0		

### HL

		Frequency	Percent	Valid Percent	Cumulative Percent
Valid	1.00	19	.8	100.0	100.0
Missing	System	2258	99.2		
Total		2277	100.0		

### Orch

		Frequency	Percent	Valid Percent	Cumulative Percent
Valid	1.00	186	8.2	100.0	100.0
Missing	System	2091	91.8		
Total		2277	100.0		

### RO

		Frequency	Percent
Missing	System	2277	100.0

### SF

		Frequency	Percent
Missing	System	2277	100.0

DW

		Frequency	Percent	Valid Percent	Cumulative Percent
Valid	1.00	1238	54.4	100.0	100.0
Missing	System	1039	45.6		
Total		2277	100.0		

Non-trad  
Non-credit

Winter 06 EDS OER

Run XIR1 For 2006AY

CREATES: COURSE 2006AYMAY1006.DAT

Run XIR2 For 2006AY

CREATES: HEADCOUNT 2006AYMAY1006.DAT

Syntax: CREATE HEADCOUNT FOR OFFICIAL ENROLLMENT

2006AY Fall EDS, SPS

change JAN1106 → MAY1006 (8)

merge non trad with I:IR\E\OE\RD\EDS Winter\

Winter EOS 2006 HEADCOUNTMAY1006

UNDUPLICATED.SAV

term 'Session'  
pref 'Course Prefix'  
num 'Course Number'  
section 'Course Section Number'  
loc 'Course Location'  
syn ' Course Synonym'  
acs 'Course Activity Classification Structure Code'  
strt 'Course Start Date'  
end 'Course End Date'  
type 'Course Type'  
cred 'Course Credit Hours'  
cont 'Course Contact Hours'  
id 'Student ID Number'  
hmcp 'Student Home Campus'  
last 'Student Last Name'  
first 'Student First Name'  
midd 'Student Middle Name'  
grde 'Student Course Grade'  
regstat 'Registration Status'  
stat 'Student Status in Course'

EXECUTE.

FILTER OFF.  
USE ALL.  
SELECT IF(id ~= ' ').  
EXECUTE .

FILTER OFF.  
USE ALL.  
SELECT IF(stat = 'A').  
EXECUTE.

SAVE OUTFILE='I:\Research Data\Student Information System\Colleague Annual  
Year Data'+  
'\HEADCOUNTMAY1006AY2006.SAV'.

\*Conversion of date to numeric.  
\* Date and Time Wizard: dateform.  
\* "end" = variable to be converted.  
COMPUTE dateform = number(end, ADATE8).



VARIABLE LABEL dateform 'Convert String to Date Format'.  
VARIABLE LEVEL dateform (SCALE).  
FORMATS dateform (ADATE8).  
VARIABLE WIDTH dateform(8).  
EXECUTE.

COMPUTE datenum = dateform .  
VARIABLE LABEL datenum 'Convert Date Format to Numeric Format'.  
VARIABLE WIDTH datenum(13).  
EXECUTE .

FILTER OFF.  
USE ALL.  
SELECT IF(datenum >= 13344912000 & datenum <= 13355884800).  
EXECUTE .

IF (cred > 0) ccred = cred .  
VARIABLE LABEL ccred 'Calculated Credits'.  
IF (MISSING(cred)) ccred = cont \* .053 .  
EXECUTE .

**SORT CASES BY**  
id (A) .

**SAVE OUTFILE='I:\Research Data\Student Information System\Colleague Annual Year Data\HEADCOUNTMAY1006AY2006.SAV'**  
**/COMPRESSED.**

**\*Need to merge 2005AY and 2006AY.**

**GET**  
**FILE='I:\Research Data\Student Information System\Colleague Annual Year Data \HEADCOUNTMAY1006AY2005.SAV'.**

**ADD FILES /FILE=\***  
**/FILE='I:\Research Data\Student Information System\Colleague Annual Year Data \HEADCOUNTMAY1006AY2006.SAV'.**  
**EXECUTE.**

**SAVE OUTFILE='I:\Research Data\Student Information System\Colleague Annual Year Data\HEADCOUNTMAY1006AY0506merged.SAV'**

**/COMPRESSED.**

**AGGREGATE**

**/OUTFILE='I:\Internal Reporting\Enrollment\Official Enrollment\Raw Data\EOS'+  
' Fall 05\NonTraditional Credit AY2006 Fall (noncredit credits) by campus.sav'  
/BREAK=loc  
/credit = SUM(ccred).**

**AGGREGATE**

**/OUTFILE='I:\Internal Reporting\Enrollment\Official Enrollment\Raw Data\EOS'+  
' Fall 05\Non Traditional TOTAL COLLEGEWIDE Credit Hours AY2006 Fall  
(noncredit only).sav'  
/BREAK=run  
/credit = SUM(ccred).**

**IF (loc = 'AH') AH = 1 .**

**IF (loc = 'HL') HL = 1.**

**IF (loc = 'OR') Orch = 1.**

**IF (loc = 'RO') RO = 1.**

**IF (loc = 'SF') SF = 1.**

**IF (loc NE 'AH' & loc NE 'HL' & loc NE 'OR' & loc NE 'RO' & loc NE 'SF')**

**DW = 1.**

**EXECUTE .**

**SAVE OUTFILE='I:\Internal Reporting\Enrollment\Official Enrollment\Raw Data'+  
'\EOS Fall 05\AY2006 Fall nonCREDIT HEADCOUNT DUPLICATED.sav'.**

**SORT CASES BY id .**

**CASESTOVARS**

**/ID = id**

**/GROUPBY = VARIABLE .**

**SAVE OUTFILE='I:\Internal Reporting\Enrollment\Official Enrollment\Raw Data'+  
'\EOS Fall 05\AY2006 Fall Non CREDIT HEADCOUNT UNDUPLICATED.sav'.**

**\*\* Before an unduplicated student count can be calculated the Non-Traditional file  
\*\* must be merged with the 'Credit' file to weed out duplicates. Merge by adding  
\*\* variables with the External Data as keyed file. The only variable needed is  
something**

**\*\* in the Credit file that all will have. Then, select cases if the added variable is blank.**

**\*\* Then, run the frequencies to add in the headcount.**

**GET**

**FILE='I:\Internal Reporting\Enrollment\Official Enrollment\Raw Data\EOS Fall 05  
\Fall EOS 2005HEADCOUNTDEC2205'+  
' Unduplicated.SAV'.**

**STRING CredStud (A2).**

**COMPUTE CredStud = 'Y' .**

**VARIABLE LABELS CredStud 'Student included in Credit HC of OER' .**

**EXECUTE .**

**SAVE OUTFILE='I:\Internal Reporting\Enrollment\Official Enrollment\Raw Data  
\EOS Fall 05\Fall EOS 2005HEADCOUNTDEC2205'+  
' Unduplicated.SAV'  
/COMPRESSED.**

**GET**

**FILE='I:\Internal Reporting\Enrollment\Official Enrollment\Raw Data\EOS Fall 05  
\AY2006 Fall Non CREDIT HEADCOUNT'+  
' UNDUPLICATED.sav'.**

**SORT CASES BY**

**id (A) .**

**\*Winter merge.**

**\*MATCH FILES /FILE=\***

**\*/TABLE='I:\Internal Reporting\Enrollment\Official Enrollment\Raw Data\EOS  
Summer 05\Summer I EOS 2005HEADCOUNTSEP0105'+**

**\* ' Unduplicated.SAV'**

**\*/RENAME (acs.1 acs.2 acs.3 acs.4 acs.5 acs.6 acs.7 acs.8 acs.9 AH cont.1 cont.2  
cont.3 cont.4 cont.5 cont.6 cont.7 cont.8**

**\* cont.9 cred.1 cred.2 cred.3 cred.4 cred.5 cred.6 cred.7 cred.8 cred.9 DW end.1  
end.2 end.3 end.4 end.5 end.6 end.7 end.8**

**\*end.9 first grde.1 grde.2 grde.3 grde.4 grde.5 grde.6 grde.7 grde.8 grde.9 HL  
hmcp last loc.1 loc.2 loc.3 loc.4 loc.5 loc.6**

**\*loc.7 loc.8 loc.9 midd multi num.1 num.2 num.3 num.4 num.5 num.6 num.7  
num.8 num.9 Orch pref.1 pref.2 pref.3 pref.4 pref.5**

**\*pref.6 pref.7 pref.8 pref.9 RO run SF ssn stat strt.1 strt.2 strt.3 strt.4 strt.5 strt.6**

str.7 str.8 str.9 syn.1 syn.2

\*syn.3 syn.4 syn.5 syn.6 syn.7 syn.8 syn.9 term type.1 type.2 type.3 type.4 type.5  
type.6 type.7 type.8 type.9 = d0 d1 d2 d3

\*d4 d5 d6 d7 d8 d9 d10 d11 d12 d13 d14 d15 d16 d17 d18 d19 d20 d21 d22 d23  
d24 d25 d26 d27 d28 d29 d30 d31

\*d32 d33 d34 d35 d36 d37 d38 d39 d40 d41 d42 d43 d44 d45 d46 d47 d48 d49 d50  
d51 d52 d53 d54 d55 d56 d57 d58 d59 d60 d61 d62

\*d63 d64 d65 d66 d67 d68 d69 d70 d71 d72 d73 d74 d75 d76 d77 d78 d79 d80 d81  
d82 d83 d84 d85 d86 d87 d88 d89 d90 d91 d92 d93

\*d94 d95 d96 d97 d98 d99 d100 d101 d102 d103 d104 d105 d106 d107 d108 d109  
d110 d111 d112 d113)

\*/BY id

\*/DROP= d0 d1 d2 d3 d4 d5 d6 d7 d8 d9 d10 d11 d12 d13 d14 d15 d16 d17 d18  
d19 d20 d21 d22 d23 d24 d25 d26 d27 d28 d29 d30 d31

\*d32 d33 d34 d35 d36 d37 d38 d39 d40 d41 d42 d43 d44 d45 d46 d47 d48 d49 d50  
d51 d52 d53 d54 d55 d56 d57 d58 d59 d60 d61 d62

\*d63 d64 d65 d66 d67 d68 d69 d70 d71 d72 d73 d74 d75 d76 d77 d78 d79 d80 d81  
d82 d83 d84 d85 d86 d87 d88 d89 d90 d91 d92 d93

\*d94 d95 d96 d97 d98 d99 d100 d101 d102 d103 d104 d105 d106 d107 d108 d109  
d110 d111 d112 d113.

\*EXECUTE.

\*Summer Merge.

MATCH FILES /FILE=\*

/TABLE='I:\Internal Reporting\Enrollment\Official Enrollment\Raw Data\EOS  
Summer 05\Summer II EOS 2005HEADCOUNTAUG3005'+

' Unduplicated.SAV'

/RENAME (acs.1 acs.2 acs.3 acs.4 acs.5 acs.6 AH cont.1 cont.2 cont.3 cont.4  
cont.5 cont.6 cred.1 cred.2 cred.3 cred.4 cred.5

cred.6 DW end.1 end.2 end.3 end.4 end.5 end.6 first grde.1 grde.2 grde.3 grde.4  
grde.5 grde.6 HL hmcp last loc.1 loc.2 loc.3

loc.4 loc.5 loc.6 midd multi num.1 num.2 num.3 num.4 num.5 num.6 Orch pref.1  
pref.2 pref.3 pref.4 pref.5 pref.6 RO run SF

ssn stat str.1 str.2 str.3 str.4 str.5 str.6 syn.1 syn.2 syn.3 syn.4 syn.5 syn.6  
term type.1 type.2 type.3 type.4

type.5 type.6 = d0 d1 d2 d3 d4 d5 d6 d7 d8 d9 d10 d11 d12 d13 d14 d15 d16 d17  
d18 d19 d20 d21 d22 d23 d24 d25 d26 d27 d28

d29 d30 d31 d32 d33 d34 d35 d36 d37 d38 d39 d40 d41 d42 d43 d44 d45 d46 d47  
d48 d49 d50 d51 d52 d53 d54 d55 d56 d57 d58 d59

d60 d61 d62 d63 d64 d65 d66 d67 d68 d69 d70 d71 d72 d73 d74 d75 d76 d77 d78  
d79 d80)

/BY id  
/DROP=  
d0 d1 d2 d3 d4 d5 d6 d7 d8 d9 d10 d11 d12 d13 d14 d15 d16 d17 d18 d19 d20 d21  
d22 d23 d24 d25 d26 d27 d28 d29 d30 d31 d32  
d33 d34 d35 d36 d37 d38 d39 d40 d41 d42 d43 d44 d45 d46 d47 d48 d49 d50 d51  
d52 d53 d54 d55 d56 d57 d58 d59 d60 d61 d62 d63  
d64 d65 d66 d67 d68 d69 d70 d71 d72 d73 d74 d75 d76 d77 d78 d79 d80.  
EXECUTE.

\*Summer II merge.

MATCH FILES /FILE=\*

/TABLE='I:\Internal Reporting\Enrollment\Official Enrollment\Raw Data\EOS  
Summer 05\Summer II EOS 2005HEADCOUNTAUG3005'+  
' Unduplicated.SAV'

/RENAME (acs.1 acs.2 acs.3 acs.4 acs.5 AH cont.1 cont.2 cont.3 cont.4 cont.5  
cred.1 cred.2 cred.3 cred.4 cred.5 DW end.1

end.2 end.3 end.4 end.5 first grde.1 grde.2 grde.3 grde.4 grde.5 HL hmcp last  
loc.1 loc.2 loc.3 loc.4 loc.5 midd multi num.1

num.2 num.3 num.4 num.5 Orch pref.1 pref.2 pref.3 pref.4 pref.5 RO run SF ssn  
stat strt.1 strt.2 strt.3 strt.4 strt.5 syn.1

syn.2 syn.3 syn.4 syn.5 term type.1 type.2 type.3 type.4 type.5 = d0 d1 d2 d3 d4  
d5 d6 d7 d8 d9 d10 d11 d12 d13 d14 d15 d16

d17 d18 d19 d20 d21 d22 d23 d24 d25 d26 d27 d28 d29 d30 d31 d32 d33 d34 d35  
d36 d37 d38 d39 d40 d41 d42 d43 d44 d45 d46 d47

d48 d49 d50 d51 d52 d53 d54 d55 d56 d57 d58 d59 d60 d61 d62 d63 d64 d65 d66  
d67 d68 d69)

/BY id

/DROP= d0 d1 d2 d3 d4 d5 d6 d7 d8 d9 d10 d11 d12 d13 d14 d15 d16 d17 d18 d19  
d20 d21 d22 d23 d24 d25 d26 d27 d28 d29 d30

d31 d32 d33 d34 d35 d36 d37 d38 d39 d40 d41 d42 d43 d44 d45 d46 d47 d48 d49  
d50 d51 d52 d53 d54 d55 d56 d57 d58 d59 d60 d61

d62 d63 d64 d65 d66 d67 d68 d69.

EXECUTE.

\*Fall 05EOS.

MATCH FILES /FILE=\*

/TABLE='I:\Internal Reporting\Enrollment\Official Enrollment\Raw Data\EOS Fall  
05\Fall EOS 2005HEADCOUNTDEC2205'+

' Unduplicated.SAV'

/RENAME (acs.1 acs.2 acs.3 acs.4 acs.5 acs.6 acs.7 acs.8 AH cont.1 cont.2 cont.3  
cont.4 cont.5 cont.6 cont.7 cont.8 cred.1

cred.2 cred.3 cred.4 cred.5 cred.6 cred.7 cred.8 DW end.1 end.2 end.3 end.4  
end.5 end.6 end.7 end.8 first grde.1 grde.2  
grde.3 grde.4 grde.5 grde.6 grde.7 grde.8 HL hmcp last loc.1 loc.2 loc.3 loc.4  
loc.5 loc.6 loc.7 loc.8 midd multi num.1  
num.2 num.3 num.4 num.5 num.6 num.7 num.8 Orch pref.1 pref.2 pref.3 pref.4  
pref.5 pref.6 pref.7 pref.8 regstat.1 regstat.2  
regstat.3 regstat.4 regstat.5 regstat.6 regstat.7 regstat.8 RO run section.1  
section.2 section.3 section.4 section.5  
section.6 section.7 section.8 SF stat strt.1 strt.2 strt.3 strt.4 strt.5 strt.6 strt.7  
strt.8 syn.1 syn.2 syn.3 syn.4 syn.5  
syn.6 syn.7 syn.8 term type.1 type.2 type.3 type.4 type.5 type.6 type.7 type.8 = d0  
d1 d2 d3 d4 d5 d6 d7 d8 d9 d10 d11  
d12 d13 d14 d15 d16 d17 d18 d19 d20 d21 d22 d23 d24 d25 d26 d27 d28 d29 d30  
d31 d32 d33 d34 d35 d36 d37 d38 d39 d40 d41 d42  
d43 d44 d45 d46 d47 d48 d49 d50 d51 d52 d53 d54 d55 d56 d57 d58 d59 d60 d61  
d62 d63 d64 d65 d66 d67 d68 d69 d70 d71 d72 d73  
d74 d75 d76 d77 d78 d79 d80 d81 d82 d83 d84 d85 d86 d87 d88 d89 d90 d91 d92  
d93 d94 d95 d96 d97 d98 d99 d100 d101 d102 d103  
d104 d105 d106 d107 d108 d109 d110 d111 d112 d113 d114 d115 d116 d117)  
/BY id  
/DROP= d0 d1 d2 d3 d4 d5 d6 d7 d8 d9 d10 d11 d12 d13 d14 d15 d16 d17 d18 d19  
d20 d21 d22 d23 d24 d25 d26 d27 d28 d29 d30 d31  
d32 d33 d34 d35 d36 d37 d38 d39 d40 d41 d42 d43 d44 d45 d46 d47 d48 d49 d50  
d51 d52 d53 d54 d55 d56 d57 d58 d59 d60 d61 d62  
d63 d64 d65 d66 d67 d68 d69 d70 d71 d72 d73 d74 d75 d76 d77 d78 d79 d80 d81  
d82 d83 d84 d85 d86 d87 d88 d89 d90 d91 d92 d93  
d94 d95 d96 d97 d98 d99 d100 d101 d102 d103 d104 d105 d106 d107 d108 d109  
d110 d111 d112 d113 d114 d115 d116 d117.  
EXECUTE.

FILTER OFF.  
USE ALL.  
SELECT IF(CredStud ne 'Y').  
EXECUTE .

FREQUENCIES  
VARIABLES=ah hl orch ro sf dw  
/ORDER= ANALYSIS .  
EXECUTE .

SAVE OUTFILE='I:\Internal Reporting\Enrollment\Official Enrollment\Raw Data



\EOS Fall 05\AY2005 Fall EOS Non CREDIT HEADCOUNT'+  
' UNDUPLICATED.sav'  
/COMPRESSED.

```
*CREATE HEADCOUNT FOR OFFICIAL ENROLLMENT 2006AY.
GET DATA /TYPE = TXT
/FILE = 'I:\Research Data\Student Information System\Colleague Annual Year
Data'+
'\Raw Data 2006AY\HEADCOUNT20062AYMAY1006.DAT'
/DELCASE = LINE
/DELIMITERS = ", "
/QUALIFIER = ""
/ARRANGEMENT = DELIMITED
/FIRSTCASE = 2
/IMPORTCASE = ALL
/VARIABLES =
run A10
term A7
pref A3
num F6
section A5
loc A2
syn F6
acs F4.2
str A8
end A8
type A3
cred F4.2
cont F5.2
id A10
hmcp A2
last A13
first A11
midd A10
grde F2.1
regstat A1
stat A1
.
CACHE.
EXECUTE.
```

*X-1R-HEADCNT-FILE-2006051058342*  
*X-1R-COURSE-FILE-2006051058493*

```
VARIABLE LABELS
run 'Extract Date'
term 'Session'
```

pref 'Course Prefix'  
num 'Course Number'  
section 'Course Section Number'  
loc 'Course Location'  
syn ' Course Synonym'  
acs 'Course Activity Classification Structure Code'  
strt 'Course Start Date'  
end 'Course End Date'  
type 'Course Type'  
cred 'Course Credit Hours'  
cont 'Course Contact Hours'  
id 'Student ID Number'  
hmcp 'Student Home Campus'  
last 'Student Last Name'  
first 'Student First Name'  
midd 'Student Middle Name'  
grde 'Student Course Grade'  
regstat 'Registration Status'  
stat 'Student Status in Course'

EXECUTE.

FILTER OFF.

USE ALL.

SELECT IF(id ~= ' ').

EXECUTE .

\*FOR NON-TRADITIONAL SIDE OF THE HOUSE AT END OF SESSION WE NEED TO

\*SELECT OUT BY END DATE. WE WILL NEED TO LOOK AT 2003/ AY AND 2004/AY.

\*FOR FALL 2004 USE 2004/AY AND 2005/AY.

\*FOR WINTER USE 2005AY.

SAVE OUTFILE='I:\Research Data\Student Information System\Colleague Annual Year Data'+

'\HEADCOUNTMAY1006AY2006.SAV'.

FILTER OFF.

USE ALL.

SELECT IF(stat = 'A').

**EXECUTE.**

**\*2004/AY selection criteria Fall 03 end of session**

**\*FILTER OFF.**

**\*USE ALL.**

**\*SELECT IF(end NE '01/16/04' & end NE '02/24/04' & end NE '02/25/04'**

**\* & end NE '02/26/04' & end NE '02/27/04' & end NE '03/08/04' & end NE '03/18/04'**

**\* & end NE '03/25/04' & end NE '03/29/04' & end NE '04/03/04' & end NE '04/22/04'**

**\* & end NE '04/26/04' & end NE '04/27/04' & end NE '04/28/04' & end NE '04/29/04'**

**\* & end NE '05/03/04' & end NE '06/30/04' & end NE '08/25/04' & end NE '08/27/03').**

**\*EXECUTE .**

**\*2003/AY selection criteria Fall 03 end of session**

**\*FILTER OFF.**

**\*USE ALL.**

**\*SELECT IF (end = '08/28/03' or end = '08/29/03' or end = '08/31/03'**

**\* or end = '09/04/03' or end = '09/05/03' or end = '09/11/03'**

**\* or end = '09/18/03' or end = '09/25/03' or end = '10/30/03'**

**\* or end = '12/02/03' or end = '12/05/03').**

**\*EXECUTE.**

**\*2004/AY selection criteria Winter 04 end of session.**

**\*If End Date falls between January 10, 2004 and May 10, 2004.**

**\*2005/AY selection criteria Fall 04 EOS.**

**\*If "End Date" falls between September 2, 2004 (13313462400) and January 9, 2005 (13324608000).**

**\*2005/AY selection criteria Winter 05 EOS.**

**\*If "End Date" falls between January 11, 200 (13324780800) and MAY 7, 2005 (13334803200).**

**\*Jan 11 was chosen since there were no classes ending on Jan 10 and May 7 since the next class ended on May10.**

**\*2005/AY selection criteria Summer I 05 EOS.**

**\*If "End Date" falls between May 9, 2005 (13334976000) and July 1, 2005 (13339555200).**

**\*July 1 was chosen since the next class ended on July14, 2005.**

**\*2005/AY selection criteria Summer II 05 EOS.**

**\*If "End Date" falls between July 5, 2005 (13339900800) and August 31, 2005**

(13344566400).

\*July 5 was chosen since the previous class ended on July1, 2005 was counted in Summer I.

\*2005/AY section criteria Fall 2005 EOS.

\*If "End Date" falls between September 2, 2005 (13344998400) and January 8, 2006 (13353465600).

\*Conversion of date to numeric.

\* Date and Time Wizard: dateform.

\* "end" = variable to be converted.

COMPUTE dateform = number(end, ADATE8).

VARIABLE LABEL dateform 'Convert String to Date Format'.

VARIABLE LEVEL dateform (SCALE).

FORMATS dateform (ADATE8).

VARIABLE WIDTH dateform(8).

EXECUTE.

COMPUTE datenum = dateform .

VARIABLE LABEL datenum 'Convert Date Format to Numeric Format'.

VARIABLE WIDTH datenum(13).

EXECUTE .

FILTER OFF.

USE ALL.

SELECT IF(datenum >= 13344998400 & datenum <= 13353465600).

EXECUTE .

IF (cred > 0) ccred = cred .

VARIABLE LABEL ccred 'Calculated Credits'.

IF (MISSING(cred)) ccred = cont \* .053 .

EXECUTE .

SORT CASES BY

id (A) .

\*Need to merge 2005AY and 2006AY.

SAVE OUTFILE='I:\Research Data\Student Information System\Colleague Annual Year Data\HEADCOUNTMAY1006AY2005.SAV'

/COMPRESSED.

**\*Repeat process with 2006AY.**

**GET DATA /TYPE = TXT**

**/FILE = 'I:\Research Data\Student Information System\Colleague Annual Year Data'+**

**'\Raw Data 2006AY\HEADCOUNT2006AYMAY1006.DAT'**

**/DELCASE = LINE**

**/DELIMITERS = ", "**

**/QUALIFIER = ""**

**/ARRANGEMENT = DELIMITED**

**/FIRSTCASE = 2**

**/IMPORTCASE = ALL**

**/VARIABLES =**

**run A10**

**term A7**

**pref A3**

**num F6**

**section A5**

**loc A2**

**syn F6**

**acs F4.2**

**strt A8**

**end A8**

**type A3**

**cred F4.2**

**cont F5.2**

**id a10**

**hmcp A2**

**last A13**

**first A11**

**midd A10**

**grde F2.1**

**regstat A1**

**stat A1**

**.  
CACHE.**

**EXECUTE.**

**VARIABLE LABELS**

**run 'Extract Date'**

# Institutional Research Report

**Official Enrollment Report  
End of Session  
Winter 2006**



**OAKLAND  
COMMUNITY  
COLLEGE**





OAKLAND  
COMMUNITY  
COLLEGE

**Official Enrollment Report  
End of Session, Winter 2006**

**Prepared by:  
The Office of Institutional Research  
May 2006**

## TABLE OF CONTENTS

<b>Executive Summary</b>	<b>4</b>
<b>End of Session Student Credit Hours</b>	
<b>College-Wide</b>	<b>5</b>
<b>Auburn Hills</b>	<b>6</b>
<b>Highland Lakes</b>	<b>7</b>
<b>Orchard Ridge</b>	<b>8</b>
<b>Royal Oak</b>	<b>9</b>
<b>Southfield</b>	<b>10</b>
<b>End of Session Student Headcount</b>	
<b>College-Wide</b>	<b>11</b>
<b>Auburn Hills</b>	<b>12</b>
<b>Highland Lakes</b>	<b>13</b>
<b>Orchard Ridge</b>	<b>14</b>
<b>Royal Oak</b>	<b>15</b>
<b>Southfield</b>	<b>16</b>
<b>End of Session Student Credit Hours per Student</b>	
<b>College-Wide</b>	<b>17</b>
<b>Auburn Hills</b>	<b>18</b>
<b>Highland Lakes</b>	<b>19</b>
<b>Orchard Ridge</b>	<b>20</b>
<b>Royal Oak</b>	<b>21</b>
<b>Southfield</b>	<b>22</b>



OAKLAND  
COMMUNITY  
COLLEGE

**OFFICIAL ENROLLMENT  
WINTER 2006, END OF SESSION REPORT  
EXECUTIVE SUMMARY**

The following report contains data related to: 1) the number of student credit and non-credit hours; 2) total student headcount; and 3) the number of credit hours per student; as well as projections college-wide and by campus.

All individual campus Student Credit Hours and Headcounts can be found in the Credits Per Student tables.

This report can be summarized with the following main points:

- The combined number of College-Wide Student Credit and Non-Credit Hours has increased by 1.5% when compared to the same time period one year ago. Over a five-year period (2002-2006), combined Credit and Non-Credit Hours decreased by 4.6%.
- At the College-Wide level, Student Headcount experienced a slight decrease of 0.9% compared with the same time period last year, while a decrease of 3.4% in Student Headcount is noted over the five-year time period.
- Compared with the previous year, College-Wide End of Session Credit Hours per Student increased by 2.4%. However, over the five-year period, there was a decrease of 1.3% in Credit Hours per Student.

Overall, compared to the previous year, there were increases in Student Credit Hours (credit and non-credit) and Credit Hours per Student, while Student Headcount dropped slightly. Over the five-year period, Student Credit Hours, Student Headcount and Credit Hours per Student each declined.

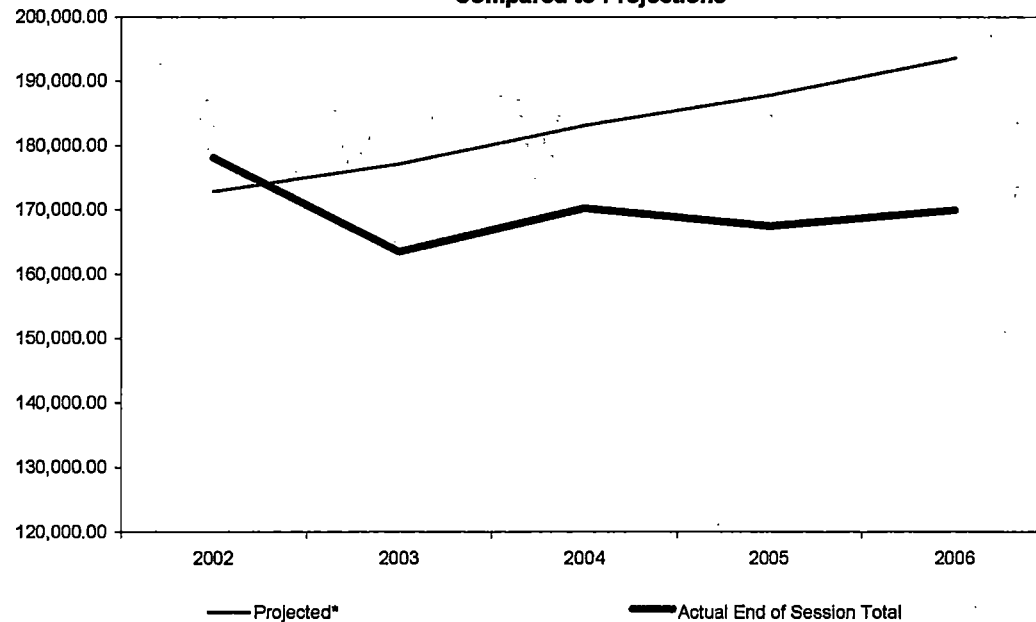
If there are questions regarding the data contained within this report, please contact Nancy Showers, Director of Institutional Research, at (248) 341-2141.

**NOTE:** The format of the report allows you to use an interactive table of contents that will appear in the left margin by pressing the F5 button. This will allow you to quickly maneuver through the document.

**Oakland Community College  
Official Enrollment Report - Student Credit Hours  
Winter 2006 - End of Session  
College-Wide**

	2002	2003	2004	2005	2006	1-Year % Change	5-Year % Change
<b>Projected*</b>	172,827.00	177,135.00	183,090.00	187,780.00	193,514.00	3.1%	12.0%
<b>Actual End of Session (Credit)</b>	172,873.00	158,197.50	166,747.50	163,879.00	165,732.50	1.1%	-4.1%
<b>Actual End of Session (Non-Credit)</b>	5,226.60	5,268.19	3,473.19	3,581.59	4,244.35	18.5%	-18.8%
<b>Actual End of Session Total</b>	178,099.60	163,465.69	170,220.69	167,460.59	169,976.85	1.5%	-4.6%
<b>% of Projected</b>	103.1%	92.3%	93.0%	89.2%	87.8%		

**Actual End of Session Enrollment  
Compared to Projections**



**Summary**

Student Credit Hours, as of the End of Session, Winter 2006, are 87.8% of the projection.

In comparison to the End of Session, Winter 2005, credit hours increased by 1.1%; while non-credit hours increased 18.5%.

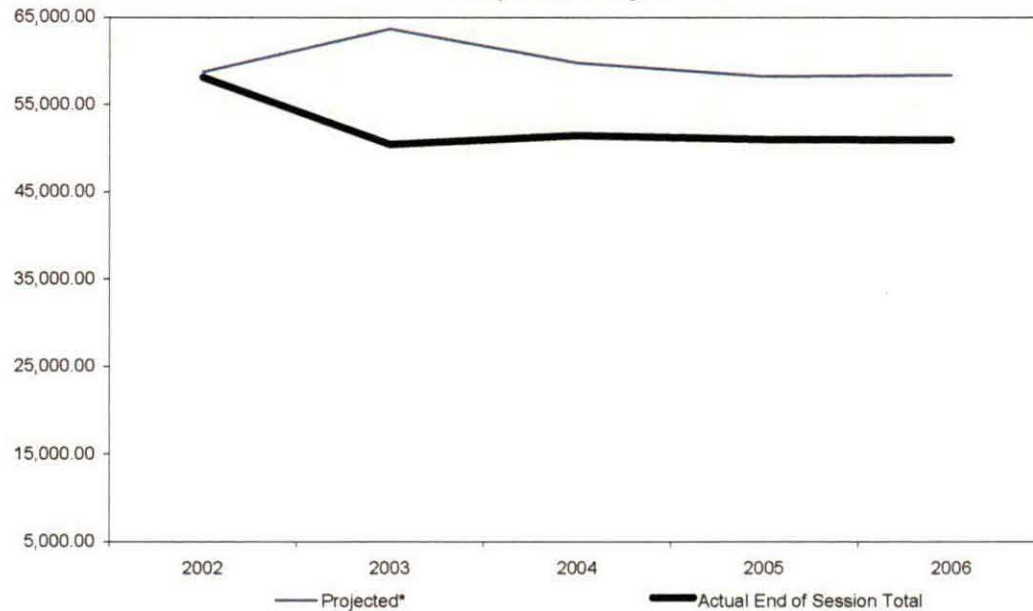
The five-year percentage of change shows a 4.1% decrease in credit hours, and a 18.8% decrease in non-credit hours.

\*Projections include credit, as well as non-credit courses, and reflect estimated End of Session targets.

**Oakland Community College  
 Official Enrollment Report - Student Credit Hours  
 Winter 2006 - End of Session  
 Auburn Hills**

	2002	2003	2004	2005	2006	1-Year % Change	5-Year % Change
<b>Projected*</b>	58,667.00	63,604.00	59,702.00	58,136.00	58,324.00	0.3%	-0.6%
<b>Actual End of Session (Credit)</b>	53,911.00	48,406.00	50,056.00	48,910.00	48,881.00	-0.1%	-9.3%
<b>Actual End of Session (Non-Credit)</b>	4,164.80	2,031.91	1,349.80	2,080.58	1,984.14	-4.6%	-52.4%
<b>Actual End of Session Total</b>	58,075.80	50,437.91	51,405.80	50,990.58	50,865.14	-0.2%	-12.4%
<b>% of Projected</b>	99.0%	79.3%	86.1%	87.7%	87.2%		

**Actual End of Session Enrollment  
 Compared to Projections**



**Summary**

As of the End of Session, Winter 2006, Student Credit Hours at the Auburn Hills Campus are 87.2% of the projection.

In comparison to the End of Session, Winter 2005, credit hours decreased 0.1%; while non-credit hours decreased by 4.6%.

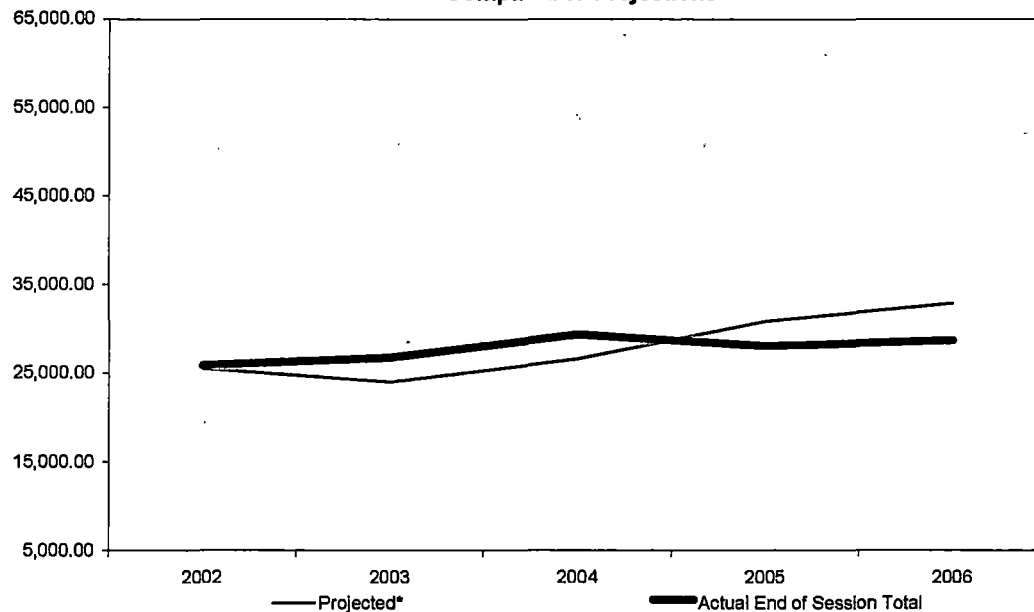
The five-year percentage of change shows a 9.3% decrease in credit hours, while non-credit hours have a 52.4% decrease.

\*Projections include credit, as well as non-credit courses, and reflect estimated End of Session targets.

**Oakland Community College  
Official Enrollment Report - Student Credit Hours  
Winter 2006 - End of Session  
Highland Lakes**

	2002	2003	2004	2005	2006	1-Year % Change	5-Year % Change
<b>Projected*</b>	25,463.00	23,992.00	26,594.00	30,828.00	32,856.00	6.6%	29.0%
<b>Actual End of Session (Credit)</b>	25,869.00	26,679.00	29,281.00	27,974.50	28,601.50	2.2%	10.6%
<b>Actual End of Session (Non-Credit)</b>	0.00	0.00	0.00	0.00	17.81		
<b>Actual End of Session Total</b>	25,869.00	26,679.00	29,281.00	27,974.50	28,619.31	2.3%	10.6%
<b>% of Projected</b>	101.6%	111.2%	110.1%	90.7%	87.1%		

**Actual End of Session Enrollment  
Compared to Projections**



**Summary**

As of the End of Session, Winter 2006, Student Credit Hours at the Highland Lakes Campus are 87.1% of the projection.

In comparison to the End of Session, Winter 2005, credit hours increased 2.2%; while non-credit hours have increased slightly.

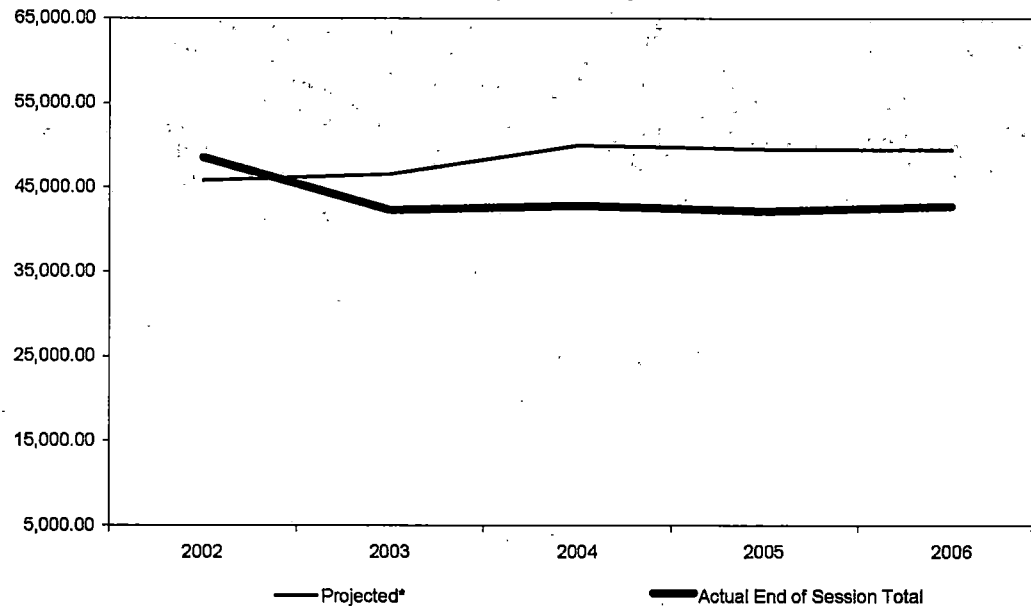
The five-year percentage of change shows a 10.6% increase in credit hours, while non-credit hours have a increased slightly.

\*Projections include credit, as well as non-credit courses, and reflect estimated End of Session targets.

**Oakland Community College  
 Official Enrollment Report - Student Credit Hours  
 Winter 2006 - End of Session  
 Orchard Ridge**

	2002	2003	2004	2005	2006	1-Year % Change	5-Year % Change
<b>Projected*</b>	45,831.00	46,540.00	49,912.00	49,479.00	49,422.00	-0.1%	7.8%
<b>Actual End of Session (Credit)</b>	47,689.00	41,808.00	42,306.00	41,561.00	42,439.00	2.1%	-11.0%
<b>Actual End of Session (Non-Credit)</b>	861.80	480.34	566.73	557.30	284.85	-48.9%	-66.9%
<b>Actual End of Session Total</b>	48,550.80	42,288.34	42,872.73	42,118.30	42,723.85	1.4%	-12.0%
<b>% of Projected</b>	105.9%	90.9%	85.9%	85.1%	86.4%		

**Actual End of Session Enrollment  
 Compared to Projections**



**Summary**

As of the End of Session, Winter 2006, Student Credit Hours at the Orchard Ridge Campus are 86.4% of the projection.

In comparison to the End of Session, Winter 2005, credit hours increased 2.1%; while non-credit hours have decreased by 48.9%.

The five-year percentage of change shows a 11% decrease in credit hours, while non-credit hours have a 66.9% decrease.

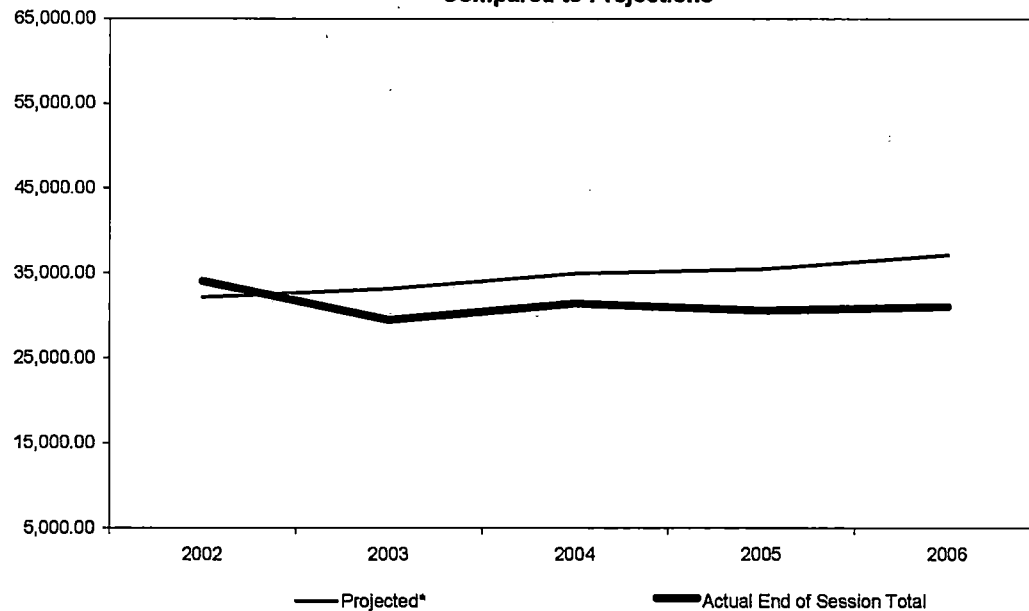
\*Projections include credit, as well as non-credit courses, and reflect estimated End of Session targets.



**Oakland Community College  
Official Enrollment Report - Student Credit Hours  
Winter 2006 - End of Session  
Royal Oak**

	2002	2003	2004	2005	2006	1-Year % Change	5-Year % Change
<b>Projected*</b>	32,138.00	33,093.00	34,960.00	35,434.00	37,107.00	4.7%	15.5%
<b>Actual End of Session (Credit)</b>	34,007.00	29,425.00	31,400.00	30,576.00	31,031.00	1.5%	-8.8%
<b>Actual End of Session (Non-Credit)</b>	0.00	0.00	0.00	0.00	0.00		
<b>Actual End of Session Total</b>	34,007.00	29,425.00	31,400.00	30,576.00	31,031.00	1.5%	-8.8%
<b>% of Projected</b>	105.8%	88.9%	89.8%	86.3%	83.6%		

**Actual End of Session Enrollment  
Compared to Projections**



**Summary**

As of the End of Session, Winter 2006, Student Credit Hours at the Royal Oak Campus are 83.6% of the projection.

In comparison to the End of Session, Winter 2005, credit hours increased 1.5%; while non-credit hours have remained at zero.

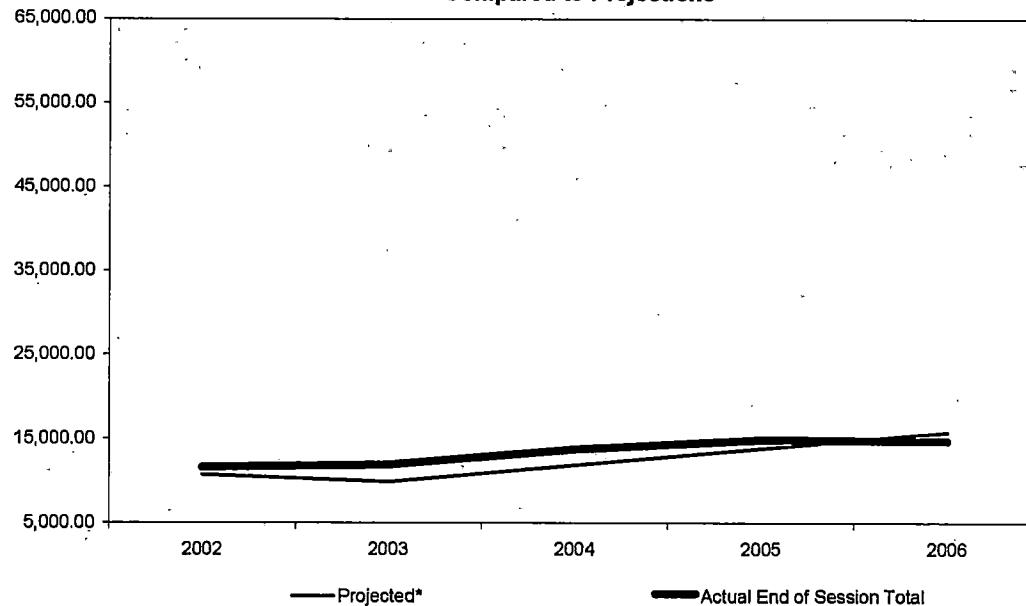
The five-year percentage of change shows a 8.8% decrease in credit hours, while non-credit hours have remained at zero.

\*Projections include credit, as well as non-credit courses, and reflect estimated End of Session targets.

**Oakland Community College  
 Official Enrollment Report - Student Credit Hours  
 Winter 2006 - End of Session  
 Southfield**

	2002	2003	2004	2005	2006	1-Year % Change	5-Year % Change
<b>Projected*</b>	10,728.00	9,906.00	11,922.00	13,903.00	15,805.00	13.7%	47.3%
<b>Actual End of Session (Credit)</b>	11,397.00	11,865.50	13,704.50	14,857.50	14,752.00	-0.7%	29.4%
<b>Actual End of Session (Non-Credit)</b>	200.00	45.79	52.47	0.00	0.00		-100.0%
<b>Actual End of Session Total</b>	11,597.00	11,911.29	13,756.97	14,857.50	14,752.00	-0.7%	27.2%
<b>% of Projected</b>	108.1%	120.2%	115.4%	106.9%	93.3%		

**Actual End of Session Enrollment  
 Compared to Projections**



**Summary**

As of the End of Session, Winter 2006, Student Credit Hours at the Southfield Campus are 93.3% of the projection.

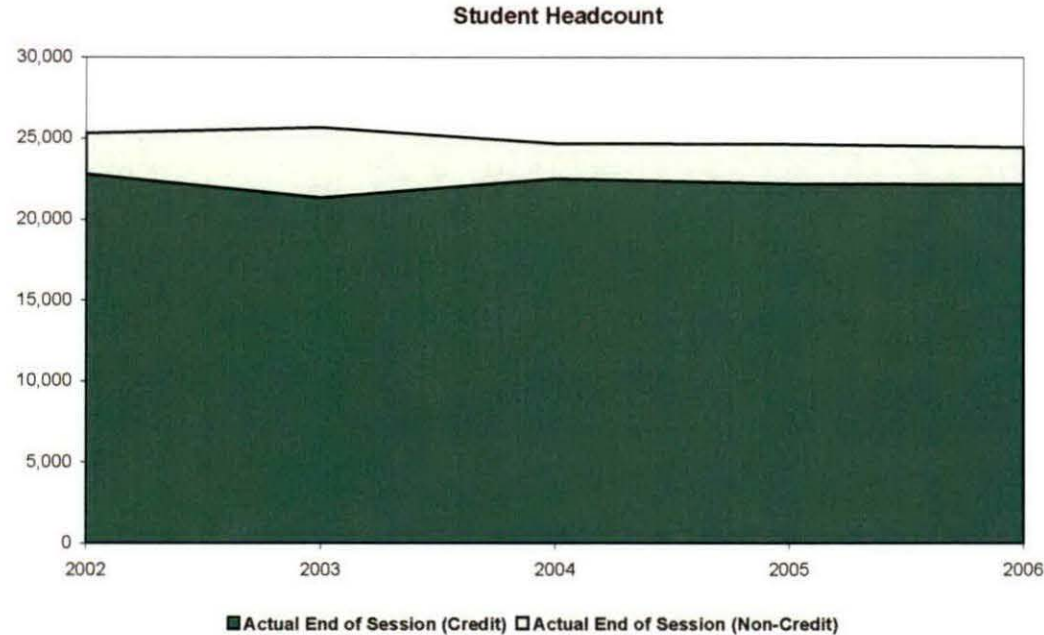
In comparison to the End of Session, Winter 2005, credit hours decreased 0.7%; while non-credit hours have remained at zero.

The five-year percentage of change shows a 29.4% increase in credit hours, while non-credit hours have a 100% decrease.

\*Projections include credit, as well as non-credit courses, and reflect estimated End of Session targets.

**Oakland Community College  
Official Enrollment Report - Student Headcount  
Winter 2006 - End of Session  
College-Wide**

	2002	2003	2004	2005	2006	1-Year % Change	5-Year % Change
Projected Headcount	28,500	24,000	25,120	28,953	29,330	1.3%	2.9%
Actual End of Session (Credit)	22,800	21,334	22,519	22,174	22,165	0.0%	-2.8%
Actual End of Session (Non-Credit)	2,503	4,365	2,183	2,488	2,277	-8.5%	-9.0%
Actual End of Session Total	25,303	25,699	24,702	24,662	24,442	-0.9%	-3.4%
% of Projected	88.8%	107.1%	98.3%	85.2%	83.3%		



**Summary**

Student Headcount, as of the End of Session, Winter 2006, is 83.3% of the projection.

There was a 0.9% decrease in Headcount since Winter of 2005.


There was a decrease in End of Session Student Headcount of 3.4% over the past five years.

\*Projections include credit, as well as non-credit courses, and reflect estimated End of Session targets.

NOTE: Summation of campus headcounts do not equal college totals due to attendance at more than one campus.

**Oakland Community College  
Official Enrollment Report - Student Headcount  
Winter 2006 - End of Session  
Auburn Hills**

	2002	2003	2004	2005	2006	1-Year % Change	5-Year % Change
Actual End of Session (Credit)	7,910	7,333	7,586	7,441	7,378	-0.8%	-6.7%
Actual End of Session (Non-Credit)	1,826	761	406	1,126	898	-20.2%	-50.8%
Actual End of Session Total	9,736	8,094	7,992	8,567	8,276	-3.4%	-15.0%



**Summary**

The End of Session, Student Headcount at the Auburn Hills Campus decreased 3.4% since Winter 2005.

The five-year percentage of change shows a 15% decrease from End of Session, Winter 2002.

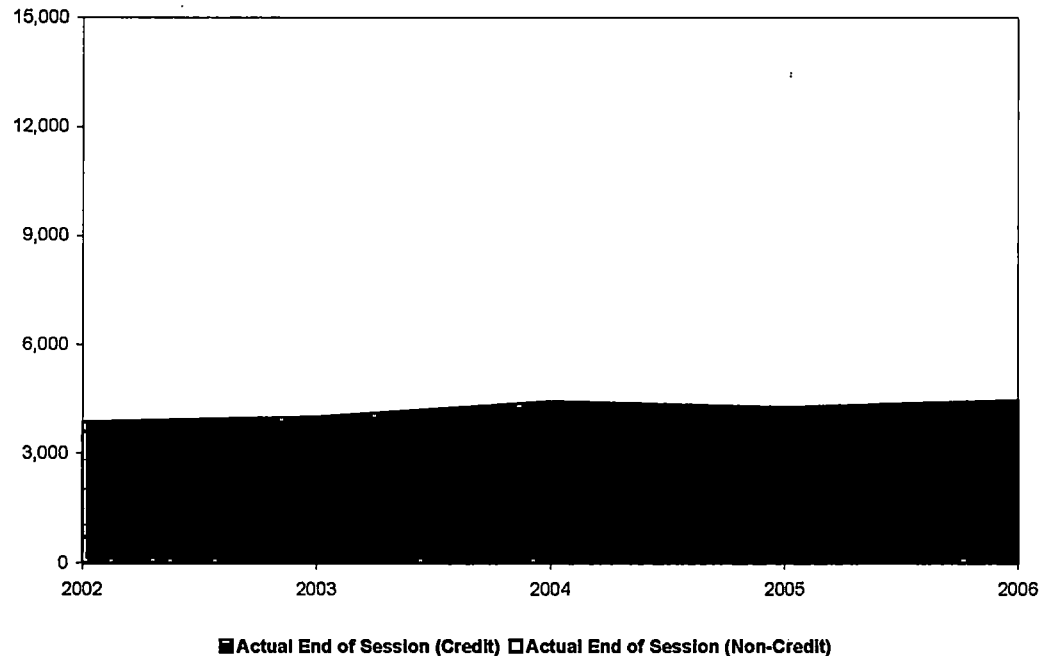
\*Projections include credit, as well as non-credit courses, and reflect estimated End of Session targets.

NOTE: Summation of campus headcounts do not equal college totals due to attendance at more than one campus.

**Oakland Community College  
Official Enrollment Report - Student Headcount  
Winter 2006 - End of Session  
Highland Lakes**

	2002	2003	2004	2005	2006	1-Year % Change	5-Year % Change
Actual End of Session (Credit)	3,854	3,994	4,422	4,261	4,439	4.2%	15.2%
Actual End of Session (Non-Credit)	0	0	0	0	19		
<b>Actual End of Session Total</b>	<b>3,854</b>	<b>3,994</b>	<b>4,422</b>	<b>4,261</b>	<b>4,458</b>	<b>4.6%</b>	<b>15.7%</b>

**Student Headcount**



**Summary**

The End of Session, Student Headcount at the Highland Lakes Campus increased 4.6% since Winter 2005.

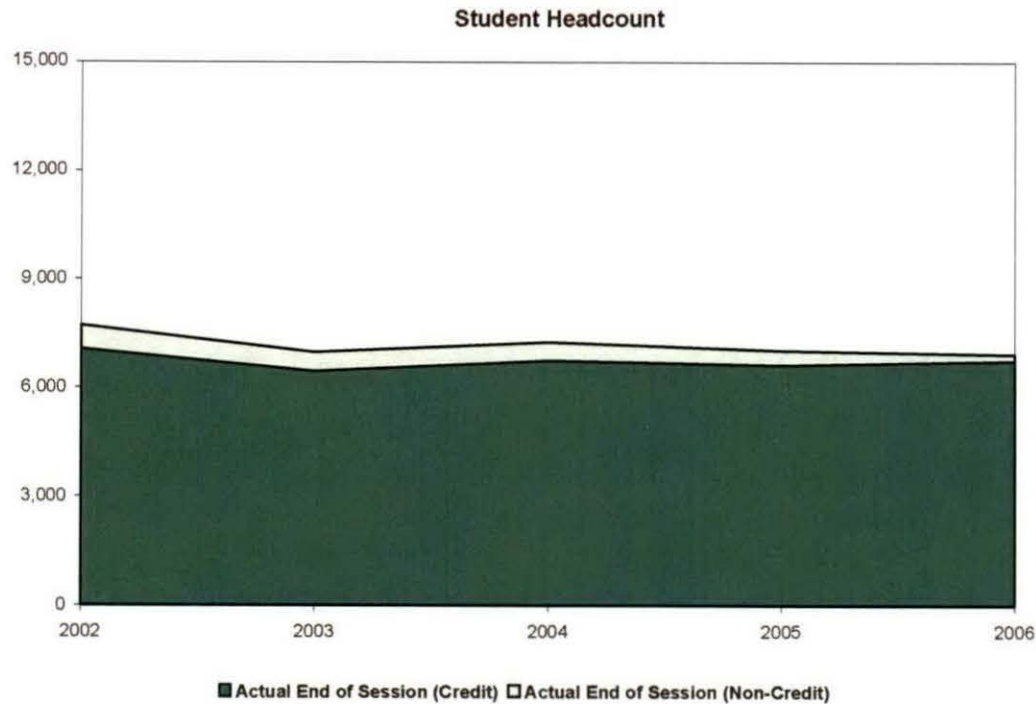
The five-year percentage of change shows a 15.7% increase from End of Session, Winter 2002.

\*Projections include credit, as well as non-credit courses, and reflect estimated End of Session targets.

NOTE: Summation of campus headcounts do not equal college totals due to attendance at more than one campus.

**Oakland Community College  
Official Enrollment Report - Student Headcount  
Winter 2006 - End of Session  
Orchard Ridge**

	2002	2003	2004	2005	2006	1-Year % Change	5-Year % Change
Actual End of Session (Credit)	7,056	6,452	6,744	6,626	6,743	1.8%	-4.4%
Actual End of Session (Non-Credit)	667	530	520	407	186	-54.3%	-72.1%
Actual End of Session Total	7,723	6,982	7,264	7,033	6,929	-1.5%	-10.3%



**Summary**

The End of Session, Student Headcount at the Orchard Ridge Campus decreased 1.5% since Winter 2005.

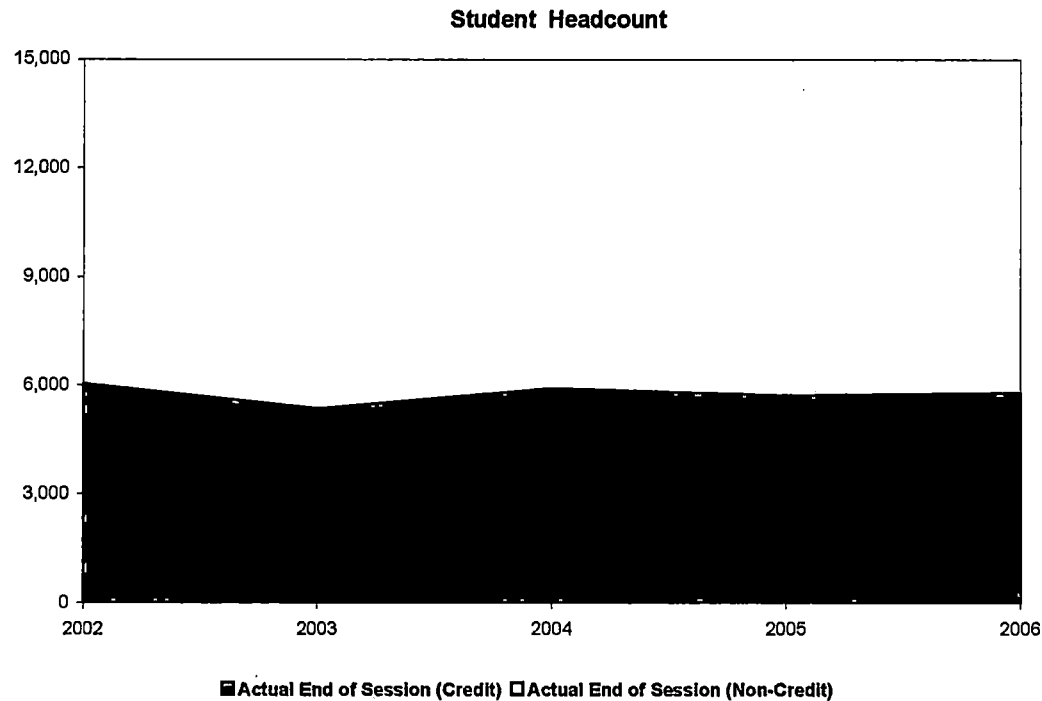
The five-year percentage of change shows a 10.3% decrease from End of Session, Winter 2002.

\*Projections include credit, as well as non-credit courses, and reflect estimated End of Session targets.

NOTE: Summation of campus headcounts do not equal college totals due to attendance at more than one campus.

**Oakland Community College  
Official Enrollment Report - Student Headcount  
Winter 2006 - End of Session  
Royal Oak**

	2002	2003	2004	2005	2006	1-Year % Change	5-Year % Change
Actual End of Session (Credit)	6,025	5,329	5,897	5,698	5,771	1.3%	-4.2%
Actual End of Session (Non-Credit)	0	0	0	0	0		
Actual End of Session Total	6,025	5,329	5,897	5,698	5,771	1.3%	-4.2%



**Summary**

The End of Session, Student Headcount at the Royal Oak Campus increased 1.3% since Winter 2005.

The five-year percentage of change shows a 4.2% decrease from End of Session, Winter 2002.


\*Projections include credit, as well as non-credit courses, and reflect estimated End of Session targets.

NOTE: Summation of campus headcounts do not equal college totals due to attendance at more than one campus.



**Oakland Community College  
Official Enrollment Report - Student Headcount  
Winter 2006 - End of Session  
Southfield**

	2002	2003	2004	2005	2006	1-Year % Change	5-Year % Change
<b>Actual End of Session (Credit)</b>	2,128	2,256	2,617	2,837	2,755	-2.9%	29.5%
<b>Actual End of Session (Non-Credit)</b>	25	12	11	0	0		-100.0%
<b>Actual End of Session Total</b>	2,153	2,268	2,628	2,837	2,755	-2.9%	28.0%



**Summary**

The End of Session, Student Headcount at the Southfield Campus decreased 2.9% since Winter 2005.

The five-year percentage of change shows a 28% increase from End of Session, Winter 2002.

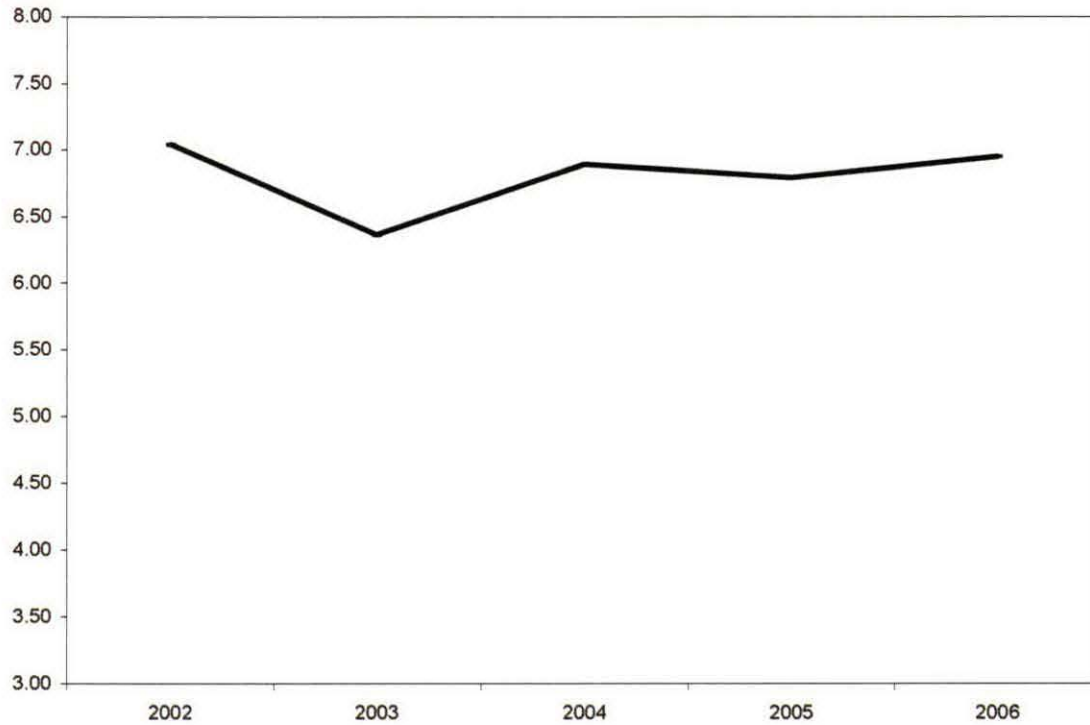
\*Projections include credit, as well as non-credit courses, and reflect estimated End of Session targets.

NOTE: Summation of campus headcounts do not equal college totals due to attendance at more than one campus.

**Oakland Community College  
 Official Enrollment Report - Credit Hours Per Student  
 Winter 2006 - End of Session  
 College-Wide**

	2002	2003	2004	2005	2006	1-Year % Change	5-Year % Change
<b>Actual EOS Credit Hours</b>	178,099.60	163,465.69	170,220.69	167,460.59	169,976.85	1.5%	-4.6%
<b>Actual EOS Headcount</b>	25,303.00	25,699.00	24,702.00	24,662.00	24,442.00	-0.9%	-3.4%
<b>Credit Hours Per Student/EOS</b>	7.04	6.36	6.89	6.79	6.95	2.4%	-1.3%

**Credit Hours Per Student Ratio**



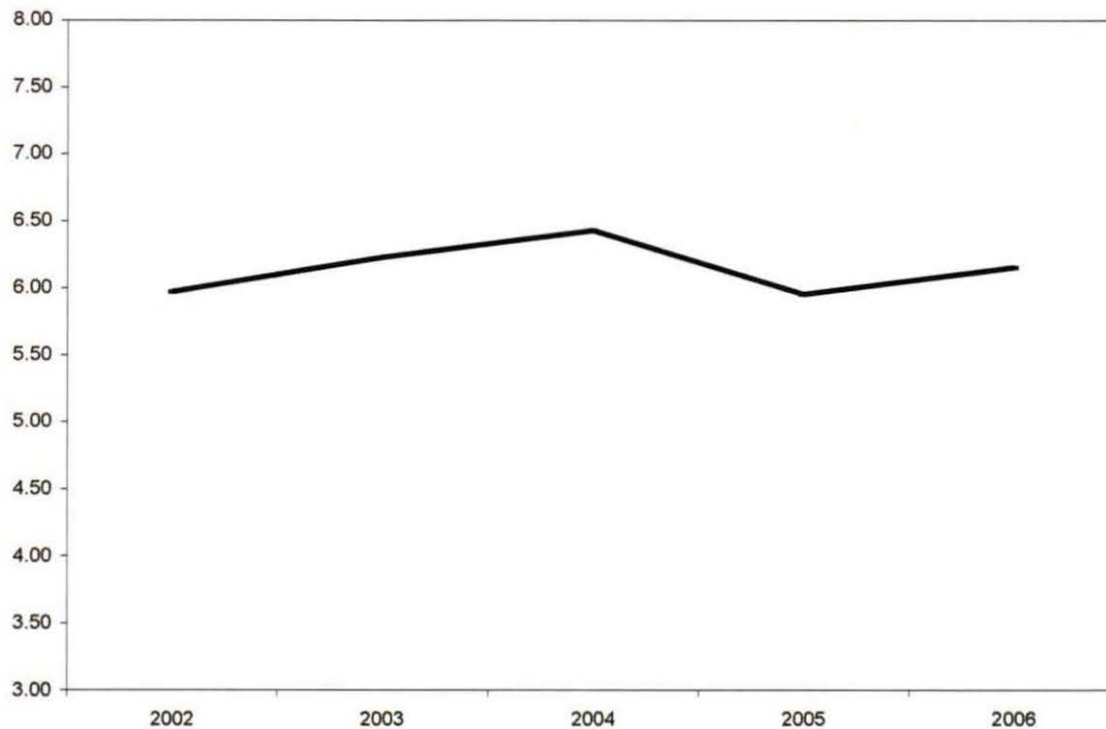
**Summary**

The Credit Hours per Student increased 2.4% since the End of Session, Winter 2005 and decreased 1.3% since the End of Session, Winter 2002.

**Oakland Community College  
 Official Enrollment Report - Credit Hours Per Student  
 Winter 2006 - End of Session  
 Auburn Hills**

	2002	2003	2004	2005	2006	1-Year % Change	5-Year % Change
<b>Actual EOS Credit Hours</b>	58,075.80	50,437.91	51,405.80	50,990.58	50,865.14	-0.2%	-12.4%
<b>Actual EOS Headcount</b>	9,736.00	8,094.00	7,992.00	8,567.00	8,276.00	-3.4%	-15.0%
<b>Credit Hours Per Student/EOS</b>	5.97	6.23	6.43	5.95	6.15	3.4%	3.0%

**Credit Hours Per Student Ratio**



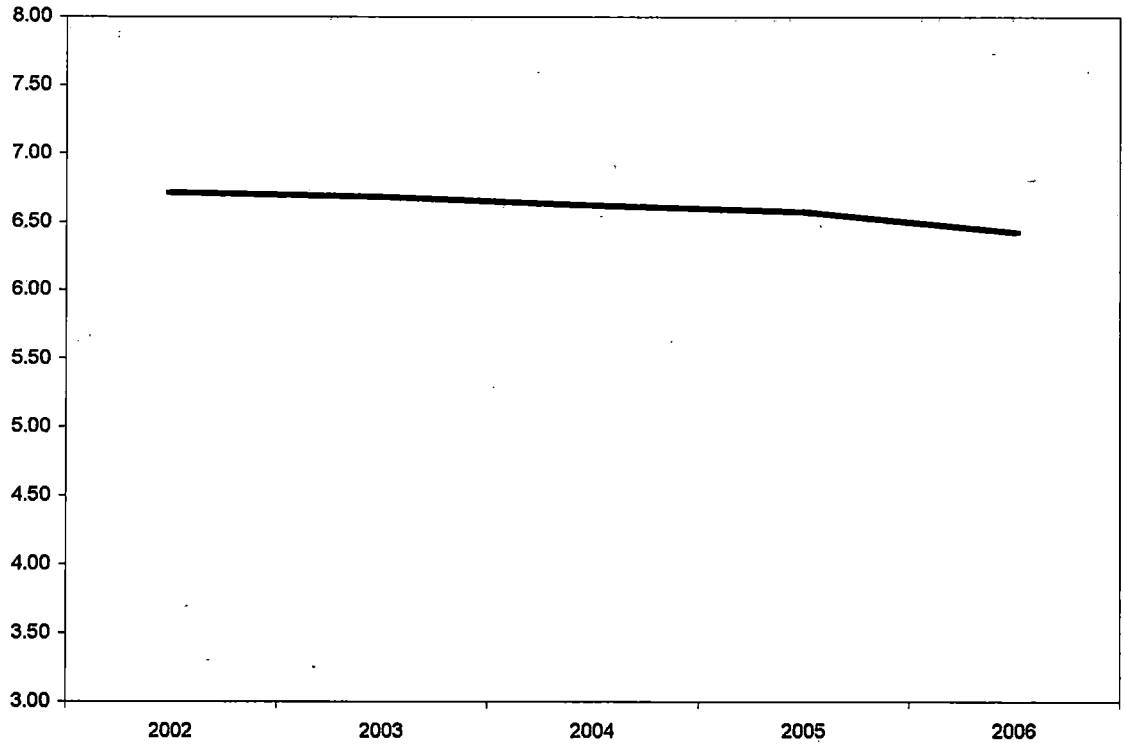
**Summary**

Credit Hours per Student at the Auburn Hills Campus increased 3.4% since the End of Session, Winter 2005 and increased 3% since the End of Session, Winter 2002.

**Oakland Community College  
 Official Enrollment Report - Credit Hours Per Student  
 Winter 2006 - End of Session  
 Highland Lakes**

	2002	2003	2004	2005	2006	1-Year % Change	5-Year % Change
<b>Actual EOS Credit Hours</b>	25,869.00	26,679.00	29,281.00	27,974.50	28,619.31	2.3%	10.6%
<b>Actual EOS Headcount</b>	3,854.00	3,994.00	4,422.00	4,261.00	4,458.00	4.6%	15.7%
<b>Credit Hours Per Student/EOS</b>	6.71	6.68	6.62	6.57	6.42	-2.3%	-4.3%

**Credit Hours Per Student Ratio**



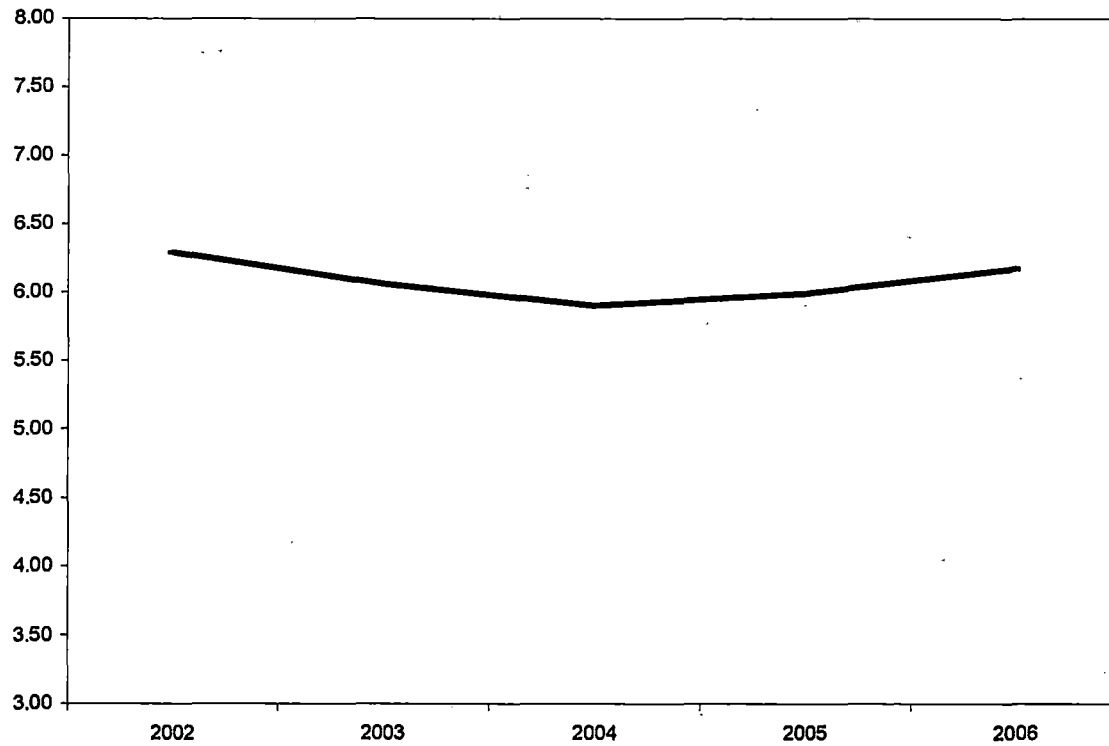
**Summary**

Credit Hours per Student at the Highland Lakes Campus decreased 2.3% since the End of Session, Winter 2005 and decreased 4.3% since the End of Session, Winter 2002.

**Oakland Community College  
 Official Enrollment Report - Credit Hours Per Student  
 Winter 2006 - End of Session  
 Orchard Ridge**

	2002	2003	2004	2005	2006	1-Year % Change	5-Year % Change
<b>Actual EOS Credit Hours</b>	48,550.80	42,288.34	42,872.73	42,118.30	42,723.85	1.4%	-12.0%
<b>Actual EOS Headcount</b>	7,723.00	6,982.00	7,264.00	7,033.00	6,929.00	-1.5%	-10.3%
<b>Credit Hours Per Student/EOS</b>	6.29	6.06	5.90	5.99	6.17	3.0%	-1.9%

**Credit Hours Per Student Ratio**



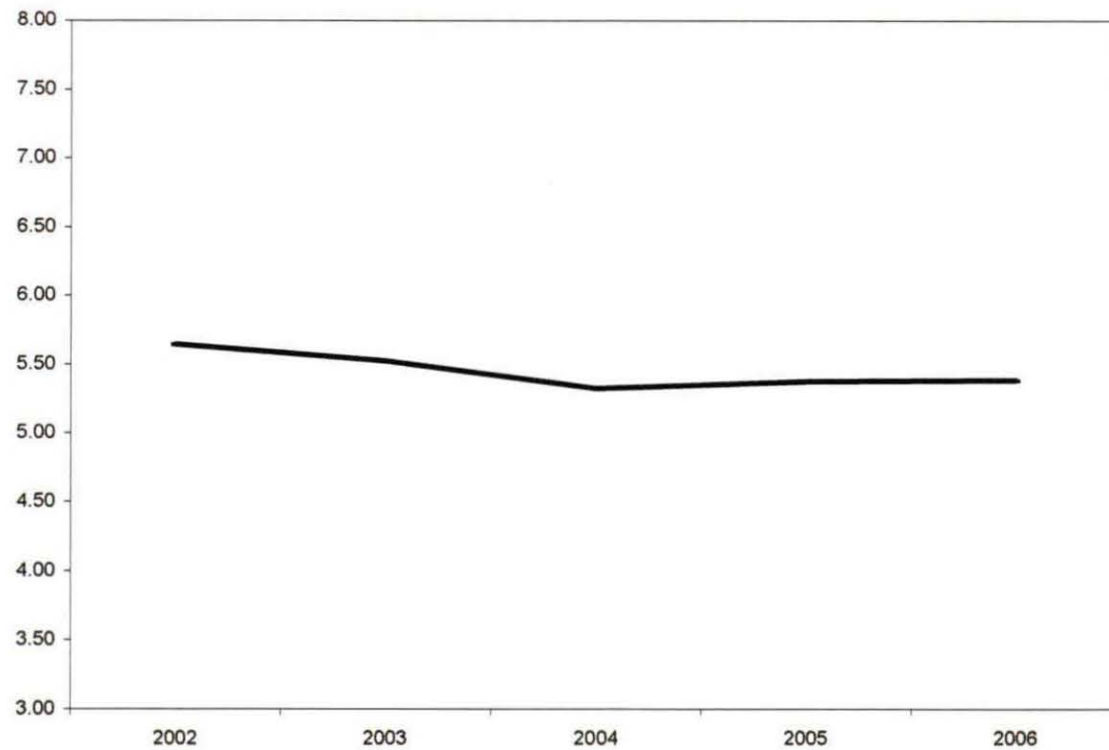
**Summary**

Credit Hours per Student at the Orchard Ridge Campus increased 3% since the End of Session, Winter 2005 and decreased 1.9% since the End of Session, Winter 2002.

**Oakland Community College  
 Official Enrollment Report - Credit Hours Per Student  
 Winter 2006 - End of Session  
 Royal Oak**

	2002	2003	2004	2005	2006	1-Year % Change	5-Year % Change
Actual EOS Credit Hours	34,007.00	29,425.00	31,400.00	30,576.00	31,031.00	1.5%	-8.8%
Actual EOS Headcount	6,025.00	5,329.00	5,897.00	5,698.00	5,771.00	1.3%	-4.2%
Credit Hours Per Student/EOS	5.64	5.52	5.32	5.37	5.38	0.2%	-4.6%

**Credit Hours Per Student Ratio**



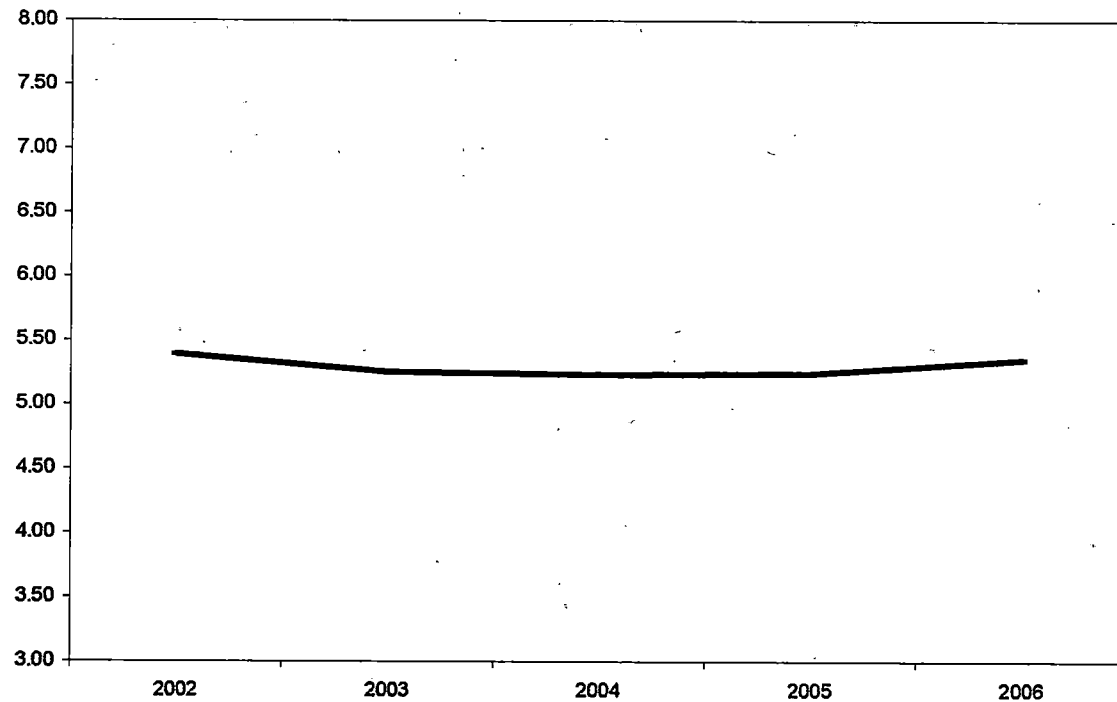
**Summary**

Credit Hours per Student at the Royal Oak Campus increased 0.2% since the End of Session, Winter 2005 and decreased 4.6% since the End of Session, Winter 2002.

**Oakland Community College  
 Official Enrollment Report - Credit Hours Per Student  
 Winter 2006 - End of Session  
 Southfield**

	2002	2003	2004	2005	2006	1-Year % Change	5-Year % Change
<b>Actual EOS Credit Hours</b>	11,597.00	11,911.29	13,756.97	14,857.50	14,752.00	-0.7%	27.2%
<b>Actual EOS Headcount</b>	2,153.00	2,268.00	2,628.00	2,837.00	2,755.00	-2.9%	28.0%
<b>Credit Hours Per Student/EOS</b>	5.39	5.25	5.23	5.24	5.35	2.1%	-0.7%

**Credit Hours Per Student Ratio**



**Summary**

Credit Hours per Student at the Southfield Campus increased 2.1% since the End of Session, Winter 2005 and decreased 0.7% since the End of Session, Winter 2002.



Oakland Community College  
 Official Enrollment  
 Winter Term

College-Wide

Student Credit Hours

	2006	2005	2004	2003	2002	2001
Projected*	193,514.00	187,780.00	183,090.00	177,135.00	172,827.00	171,647.00
Actual First Day Enrollment	185,615.00	185,916.50	190,584.50	169,688.50	171,071.50	161,622.00
Actual One-Tenth Day Enrollment	190,397.00	188,239.50	188,965.50	175,499.50	171,628.50	162,961.00
Actual End of Session (Credit)	165,732.50	163,879.00	166,747.50	158,197.50	172,873.00	165,068.50
Actual End of Session (Non-Credit)	4,244.35	3,581.59	3,473.19	5,268.19	5,226.60	10,255.77
Actual End of Session Total	<u>169,976.85</u>	167,460.59	170,220.69	163,465.69	178,099.60	175,324.27

Headcount

	2006	2005	2004	2003	2002	2001
Projected Headcount	29,330	28,953	25,120	24,000	28,500	26,192
Actual First Day Enrollment	22,630	22,884	23,664	21,072	22,023	21,157
Actual One-Tenth Day Enrollment	23,656	23,696	23,936	22,428	22,587	21,735
Actual End of Session (Credit)	22,165	22,174	22,519	21,334	22,800	22,032
Actual End of Session (Non-Credit)	2,277	2,488	2,183	4,365	2,503	5,823
Actual End of Session Total	<u>24,442</u>	24,662	24,702	25,699	25,303	27,855

Credit Hours Per Student

	2006	2005	2004	2003	2002	2001
Actual First Day Enrollment Credit Hours	185,615.00	185,916.50	190,584.50	169,688.50	171,071.50	161,622.00
Actual First Day Enrollment Headcount	22,630.00	22,884.00	23,664.00	21,072.00	22,023.00	21,157.00
Credit Hours Per Student/ FDS	8.20	8.12	8.05	8.05	7.77	7.64
Actual One-Tenth Day Credit Hours	190,397.00	188,239.50	188,965.50	175,499.50	171,628.50	162,961.00
Actual One-Tenth Day Headcount	23,656.00	23,696.00	23,936.00	22,428.00	22,587.00	21,735.00
Credit Hours Per Student /OTD	8.05	7.94	7.89	7.83	7.60	7.50
Actual EOS Credit Hours	<u>169,976.85</u>	167,460.59	170,220.69	163,465.69	178,099.60	175,324.27
Actual EOS Headcount	<u>24,442.00</u>	24,662.00	24,702.00	25,699.00	25,303.00	27,855.00
Credit Hours Per Student/EOS	6.95	6.79	6.89	6.36	7.04	6.29
	2006	2005	2004	2003	2002	2001

vmoj LN

Oakland Community College  
 Official Enrollment  
 Winter Term

Auburn Hills

Student Credit Hours

	2006	2005	2004	2003	2002	2001
Projected*	58,324.00	58,136.00	59,702.00	63,604.00	58,667.00	58,266.00
Actual First Day Enrollment	55,996.00	56,158.00	57,716.00	53,613.00	53,746.00	52,421.00
Actual One-Tenth Day Enrollment	56,425.00	56,354.00	56,953.00	54,334.00	53,023.00	52,329.00
Actual End of Session (Credit)	48,881.00	48,910.00	50,056.00	48,406.00	53,911.00	53,761.00
Actual End of Session (Non-Credit)	1,984.14	2,080.58	1,349.80	2,031.91	4,164.80	9,192.60
Actual End of Session Total	50,865.14	50,990.58	51,405.80	50,437.91	58,075.80	62,953.60

Headcount

	2006	2005	2004	2003	2002	2001
Actual First Day Enrollment	7,847	7,921	8,130	7,502	7,684	7,634
Actual One-Tenth Day Enrollment	8,003	8,056	8,187	7,812	7,776	7,778
Actual End of Session (Credit)	7,378	7,441	7,586	7,333	7,910	7,956
Actual End of Session (Non-Credit)	898	1,126	406	761	1,826	5,198
Actual End of Session Total	8,276	8,567	7,992	8,094	9,736	13,154

Credit Hours Per Student

	2006	2005	2004	2003	2002	2001
Actual First Day Enrollment Credit Hours	55,996.00	56,158.00	57,716.00	53,613.00	53,746.00	52,421.00
Actual First Day Enrollment Headcount	7,847.00	7,921.00	8,130.00	7,502.00	7,684.00	7,634.00
Credit Hours Per Student/FDS	7.14	7.09	7.10	7.15	6.99	6.87
Actual One-Tenth Day Credit Hours	56,425.00	56,354.00	56,953.00	54,334.00	53,023.00	52,329.00
Actual One-Tenth Day Headcount	8,003.00	8,056.00	8,187.00	7,812.00	7,776.00	7,778.00
Credit Hours Per Student /OTD	7.05	7.00	6.96	6.96	6.82	6.73
Actual EOS Credit Hours	50,865.14	50,990.58	51,405.80	50,437.91	58,075.80	62,953.60
Actual EOS Headcount	8,276.00	8,567.00	7,992.00	8,094.00	9,736.00	13,154.00
Credit Hours Per Student/EOS	6.15	5.95	6.43	6.23	5.97	4.79
	2006	2005	2004	2003	2002	2001

\*NOTE: Students served by campus not available until Winter 1992.

Oakland Community College  
 Official Enrollment  
 Winter Term

Highland Lakes

**Student Credit Hours**

	2006	2005	2004	2003	2002	2001
Projected*	32,856.00	30,828.00	26,594.00	23,992.00	25,463.00	25,289.00
Actual First Day Enrollment	31,726.00	31,231.50	32,500.00	27,637.00	25,537.50	23,656.50
Actual One-Tenth Day Enrollment	31,959.00	31,302.00	32,084.00	28,812.00	25,784.00	23,669.50
Actual End of Session (Credit)	28,601.50	27,974.50	29,281.00	26,679.00	25,869.00	23,741.00
Actual End of Session (Non-Credit)	17.81	0.00	0.00	0.00	0.00	6.00
Actual End of Session Total	28,619.31	27,974.50	29,281.00	26,679.00	25,869.00	23,747.00

**Headcount**

	2006	2005	2004	2003	2002	2001
Actual First Day Enrollment	4,669	4,548	4,706	3,969	3,738	3,494
Actual One-Tenth Day Enrollment	4,763	4,578	4,692	4,199	3,835	3,540
Actual End of Session (Credit)	4,439	4,261	4,422	3,994	3,854	3,557
Actual End of Session (Non-Credit)	19	0	0	0	0	20
Actual End of Session Total	4,458	4,261	4,422	3,994	3,854	3,577

**Credit Hours Per Student**

	2006	2005	2004	2003	2002	2001
Actual First Day Enrollment Credit Hours	31,726.00	31,231.50	32,500.00	27,637.00	25,537.50	23,656.50
Actual First Day Enrollment Headcount	4,669.00	4,548.00	4,706.00	3,969.00	3,738.00	3,494.00
Credit Hours Per Student/ FDS	6.80	6.87	6.91	6.96	6.83	6.77
Actual One-Tenth Day Credit Hours	31,959.00	31,302.00	32,084.00	28,812.00	25,784.00	23,669.50
Actual One-Tenth Day Headcount	4,763.00	4,578.00	4,692.00	4,199.00	3,835.00	3,540.00
Credit Hours Per Student /OTD	6.71	6.84	6.84	6.86	6.72	6.69
Actual EOS Credit Hours	28,619.31	27,974.50	29,281.00	26,679.00	25,869.00	23,747.00
Actual EOS Headcount	4,458.00	4,261.00	4,422.00	3,994.00	3,854.00	3,577.00
Credit Hours Per Student/EOS	6.42	6.57	6.62	6.68	6.71	6.64
	2006	2005	2004	2003	2002	2001

\*NOTE: Students served by campus not available until Winter 1992.

V. M. J. H. T.

Oakland Community College  
 Official Enrollment  
 Winter Term

Orchard Ridge

**Student Credit Hours**

	2006	2005	2004	2003	2002	2001
Projected*	49,422.00 ✓	49,479.00 ✓	49,912.00 ✓	46,540.00 ✓	45,831.00 ✓	45,518.00
Actual First Day Enrollment	47,026.00	47,224.00	48,832.00	44,871.00	47,511.00	44,705.00
Actual One-Tenth Day Enrollment	49,015.00	48,066.00	48,260.00	46,243.00	47,543.00	44,857.00
Actual End of Session (Credit)	42,439.00 ✓	41,561.00 ✓	42,306.00 ✓	41,808.00 ✓	47,689.00 ✓	45,175.00
Actual End of Session (Non-Credit)	284.85 ✓	557.30 ✓	566.73 ✓	480.34 ✓	861.80 ✓	889.17
Actual End of Session Total	✓42,723.85 ✓	✓42,118.30 ✓	✓42,872.73 ✓	✓42,288.34 ✓	✓48,550.80 ✓	✓46,064.17

**Headcount**

	2006	2005	2004	2003	2002	2001
Actual First Day Enrollment	7,073	7,095	7,356	6,496	6,864	6,494
Actual One-Tenth Day Enrollment	7,420	7,320	7,388	6,872	7,018	6,630
Actual End of Session (Credit)	6,743 ✓	6,626 ✓	6,744 ✓	6,452 ✓	7,056 ✓	6,693
Actual End of Session (Non-Credit)	186 ✓	407 ✓	520 ✓	530 ✓	667 ✓	585
Actual End of Session Total	✓6,929 ✓	✓7,033 ✓	✓7,264 ✓	✓6,982 ✓	✓7,723 ✓	✓7,278

**Credit Hours Per Student**

	2006	2005	2004	2003	2002	2001
Actual First Day Enrollment Credit Hours	47,026.00	47,224.00	48,832.00	44,871.00	47,511.00	44,705.00
Actual First Day Enrollment Headcount	7,073.00	7,095.00	7,356.00	6,496.00	6,864.00	6,494.00
Credit Hours Per Student/ FDS	6.65	6.66	6.64	6.91	6.92	6.88
Actual One-Tenth Day Credit Hours	49,015.00	48,066.00	48,260.00	46,243.00	47,543.00	44,857.00
Actual One-Tenth Day Headcount	7,420.00	7,320.00	7,388.00	6,872.00	7,018.00	6,630.00
Credit Hours Per Student /OTD	6.61	6.57	6.53	6.73	6.77	6.77
Actual EOS Credit Hours	✓42,723.85 ✓	✓42,118.30 ✓	✓42,872.73 ✓	✓42,288.34 ✓	✓48,550.80 ✓	✓46,064.17
Actual EOS Headcount	✓6,929.00 ✓	✓7,033.00 ✓	✓7,264.00 ✓	✓6,982.00 ✓	✓7,723.00 ✓	✓7,278.00
Credit Hours Per Student/EOS	6.17 ✓	5.99 ✓	5.90 ✓	6.06 ✓	6.29 ✓	6.33
	2006	2005	2004	2003	2002	2001

\*NOTE: Students served by campus not available until Winter 1992.

✓ 40 of 47

Oakland Community College  
 Official Enrollment  
 Winter Term

Royal Oak

Student Credit Hours

	2006	2005	2004	2003	2002	2001
Projected*	37,107.00 ✓	35,434.00 ✓	34,960.00 ✓	33,093.00 ✓	32,138.00 ✓	31,919.00
Actual First Day Enrollment	34,580.00	34,543.00	36,368.00	31,485.00	33,266.00	31,679.00
Actual One-Tenth Day Enrollment	36,073.00	35,526.00	36,235.00	33,117.00	33,890.00	32,524.00
Actual End of Session (Credit)	31,031.00 ✓	30,576.00 ✓	31,400.00 ✓	29,425.00 ✓	34,007.00 ✓	32,755.00
Actual End of Session (Non-Credit)	0.00 ✓	0.00 ✓	0.00 ✓	0.00 ✓	0.00 ✓	0.00
Actual End of Session Total	✓31,031.00 ✓	30,576.00 ✓	31,400.00 ✓	29,425.00 ✓	34,007.00 ✓	32,755.00

Headcount

	2006	2005	2004	2003	2002	2001
Actual First Day Enrollment	6,005	6,034	6,341	5,316	5,741	5,490
Actual One-Tenth Day Enrollment	6,365	6,287	6,446	5,753	5,994	5,732
Actual End of Session (Credit)	5,771 ✓	5,698 ✓	5,897 ✓	5,329 ✓	6,025 ✓	5,778
Actual End of Session (Non-Credit)	0 ✓	0 ✓	0 ✓	0 ✓	0 ✓	0
Actual End of Session Total	✓5,771 ✓	5,698 ✓	5,897 ✓	5,329 ✓	6,025 ✓	5,778

Credit Hours Per Student

	2006	2005	2004	2003	2002	2001
Actual First Day Enrollment Credit Hours	34,580.00	34,543.00	36,368.00	31,485.00	33,266.00	31,679.00
Actual First Day Enrollment Headcount	6,005.00	6,034.00	6,341.00	5,316.00	5,741.00	5,490.00
Credit Hours Per Student/ FDS	5.76	5.72	5.74	5.92	5.79	5.77
Actual One-Tenth Day Credit Hours	36,073.00	35,526.00	36,235.00	33,117.00	33,890.00	32,524.00
Actual One-Tenth Day Headcount	6,365.00	6,287.00	6,446.00	5,753.00	5,994.00	5,732.00
Credit Hours Per Student /OTD	5.67	5.65	5.62	5.76	5.65	5.67
Actual EOS Credit Hours	✓31,031.00 ✓	30,576.00 ✓	31,400.00 ✓	29,425.00 ✓	34,007.00 ✓	32,755.00
Actual EOS Headcount	✓5,771.00 ✓	5,698.00 ✓	5,897.00 ✓	5,329.00 ✓	6,025.00 ✓	5,778.00
Credit Hours Per Student/EOS	5.38 ✓	5.37 ✓	5.32 ✓	5.52 ✓	5.64 ✓	5.67
	2006	2005	2004	2003	2002	2001

\*NOTE: Students served by campus not available until Winter 1992. Royal Oak and Southfield campuses were combined until

✓ no of hrs

Oakland Community College  
 Official Enrollment  
 Winter Term

Southfield

Student Credit Hours

	2006	2005	2004	2003	2002	2001
Projected*	15,805.00 ✓	13,903.00 ✓	11,922.00 ✓	9,906.00 ✓	10,728.00 ✓	10,655.00
Actual First Day Enrollment	16,287.00	16,757.00	15,168.50	12,012.50	11,005.00	9,160.50
Actual One-Tenth Day Enrollment	16,921.00	16,991.50	15,433.50	12,993.50	11,388.50	9,581.50
Actual End of Session (Credit)	14,752.00 ✓	14,857.50 ✓	13,704.50 ✓	11,865.50 ✓	11,397.00 ✓	9,636.50
Actual End of Session (Non-Credit)	0.00 ✓	0.00 ✓	52.47 ✓	45.79 ✓	200.00 ✓	168.00
Actual End of Session Total	✓14,752.00	14,857.50	13,756.97	11,911.29	11,597.00	9,804.50

Headcount

	2006	2005	2004	2003	2002	2001
Actual First Day Enrollment	2,899	3,083	2,770	2,168	2,011	1,703
Actual One-Tenth Day Enrollment	3,072	3,165	2,876	2,424	2,124	1,810
Actual End of Session (Credit)	2,755 ✓	2,837 ✓	2,617 ✓	2,256 ✓	2,128 ✓	1,818
Actual End of Session (Non-Credit)	0 ✓	0 ✓	11 ✓	12 ✓	25 ✓	21
Actual End of Session Total	✓2,755	2,837 ✓	2,628 ✓	2,268 ✓	2,153 ✓	1,839

Credit Hours Per Student

	2006	2005	2004	2003	2002	2001
Actual First Day Enrollment Credit Hours	16,287.00	16,757.00	15,168.50	12,012.50	11,005.00	9,160.50
Actual First Day Enrollment Headcount	2,899.00	3,083.00	2,770.00	2,168.00	2,011.00	1,703.00
Credit Hours Per Student/ FDS	5.62	5.44	5.48	5.54	5.47	5.38
Actual One-Tenth Day Credit Hours	16,921.00	16,991.50	15,433.50	12,993.50	11,388.50	9,581.50
Actual One-Tenth Day Headcount	3,072.00	3,165.00	2,876.00	2,424.00	2,124.00	1,810.00
Credit Hours Per Student /OTD	5.51	5.37	5.37	5.36	5.36	5.29
Actual EOS Credit Hours	✓14,752.00 ✓	14,857.50 ✓	13,756.97 ✓	11,911.29 ✓	11,597.00 ✓	9,804.50
Actual EOS Headcount	✓2,755.00 ✓	2,837.00 ✓	2,628.00 ✓	2,268.00 ✓	2,153.00 ✓	1,839.00
Credit Hours Per Student/EOS	5.35 ✓	5.24 ✓	5.23 ✓	5.25 ✓	5.39 ✓	5.33
	2006	2005	2004	2003	2002	2001

\*NOTE: Students served by campus not available until Winter 1992. Royal Oak and Southfield campuses were combined until

✓10 of 61

Oakland Community College  
 Official Enrollment Report  
 Winter Term

*JW* Unassociated/Offsite/Collegewide

**Student Credit Hours**

	2006	2005	2004	2003	2002	2001
Projected						
Actual First Day Enrollment	0	3	0		6	
Actual One-Tenth Day Enrollment	4	0				
Actual End of Session (Credit)	28 ✓	0	0	14		
Actual End of Session (Noncredit)	1957.55 ✓	943.71	1,504.19	2,710.15		
Actual End of Session Total	1,985.55	943.71	1,504.19	2,724.15		

**Headcount**

	2006	2005	2004	2003	2002	2001
Actual First Day Enrollment	0	1	0		1	
Actual One-Tenth Day Enrollment	1	0				
Actual End of Session (Credit)	4 ✓	0	0			
Actual End of Session (Noncredit)	1238 ✓	983	1,261	3,062		
Actual End of Session Total	1,242	983	1,261	3,062		

**Headcount Multi Campus**

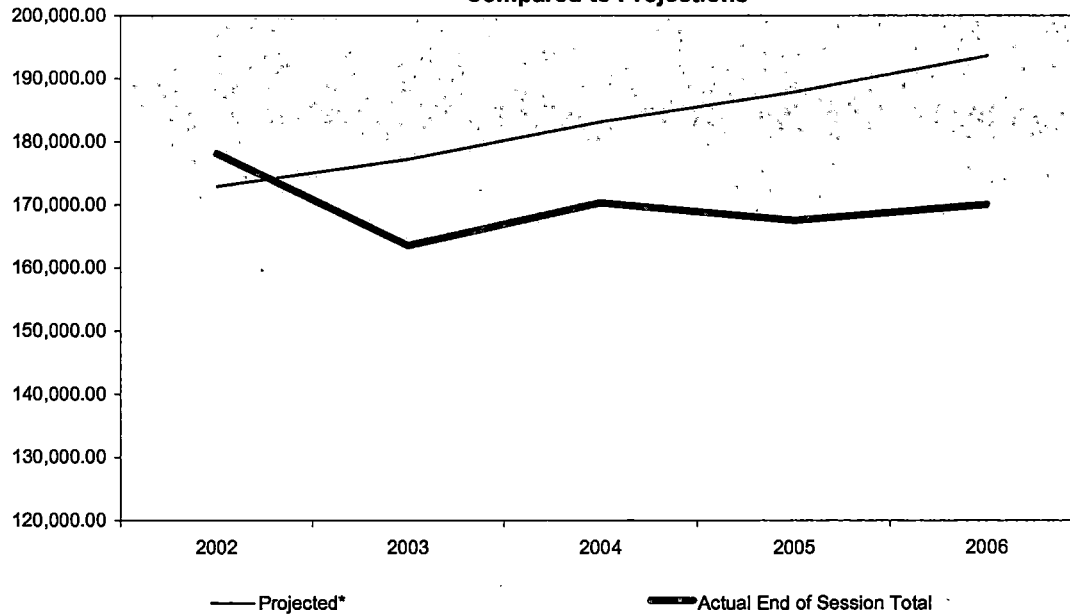
	2006	2005	2004	2003		
Actual First Day Enrollment	5,209	5,109	5,639	3,992		
Actual One-Tenth Day Enrollment	5,317	5,078	5,653			
Actual End of Session (Credit)	4,440 ✓	4,231		3,698		
Actual End of Session (Noncredit)				1,303		
Actual End of Session Total				5,001		

\* Noting else status page, right?

**Oakland Community College  
Official Enrollment Report - Student Credit Hours  
Winter 2006 - End of Session  
College-Wide**

	2002	2003	2004	2005	2006	1-Year % Change	5-Year % Change
<b>Projected*</b>	172,827.00 ✓	177,135.00 ✓	183,090.00 ✓	187,780.00 ✓	193,514.00 ✓	3.1%	12.0%
<b>Actual End of Session (Credit)</b>	172,873.00 ✓	158,197.50 ✓	166,747.50 ✓	163,879.00 ✓	165,732.50 ✓	1.1% ✓	-4.1% ✓
<b>Actual End of Session (Non-Credit)</b>	5,226.60 ✓	5,268.19 ✓	3,473.19 ✓	3,581.59 ✓	4,244.35 ✓	18.5% ✓	-18.8% ✓
<b>Actual End of Session Total</b>	178,099.60 ✓	163,465.69 ✓	170,220.69 ✓	167,460.59 ✓	169,976.85 ✓	1.5%	-4.6%
<b>% of Projected</b>	103.1%	92.3%	93.0%	89.2%	87.8% ✓		

**Actual End of Session Enrollment  
Compared to Projections**



**Summary**

Student Credit Hours, as of the End of Session, Winter 2006, are 87.8% of the projection.

In comparison to the End of Session, Winter 2005, credit hours increased by ✓1.1%; while non-credit hours increased ✓18.5%.

The five-year percentage of change shows a ✓4.1% decrease in credit hours, and a ✓18.8% decrease in non-credit hours.

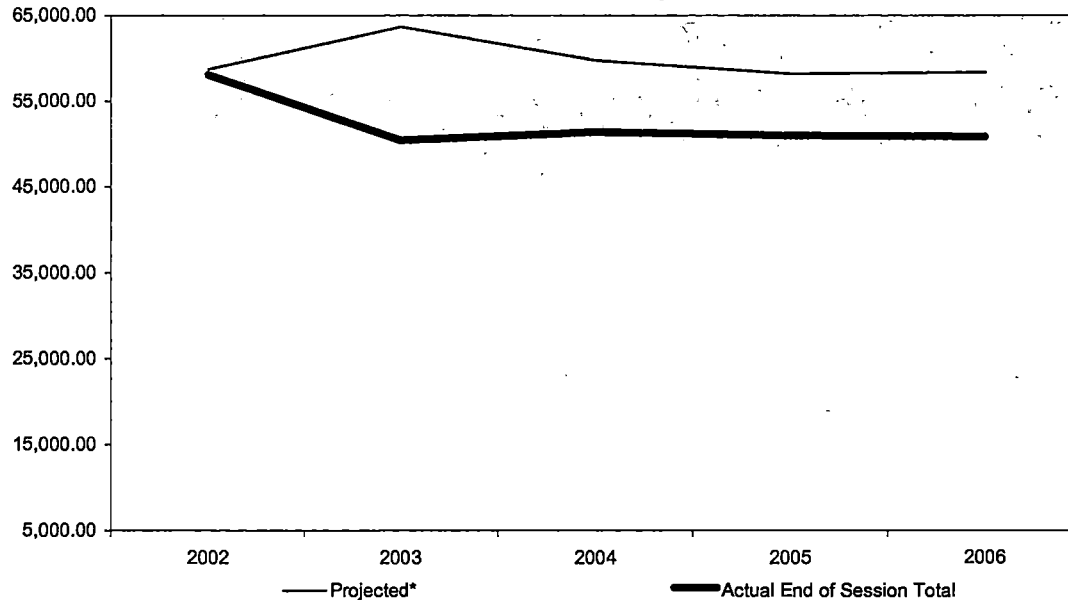
\*Projections include credit, as well as non-credit courses, and reflect estimated End of Session targets.



**Oakland Community College  
 Official Enrollment Report - Student Credit Hours  
 Winter 2006 - End of Session  
 Auburn Hills**

	2002	2003	2004	2005	2006	1-Year % Change	5-Year % Change
<b>Projected*</b>	58,667.00 ✓	63,604.00 ✓	59,702.00 ✓	58,136.00 ✓	58,324.00 ✓	0.3%	-0.6%
<b>Actual End of Session (Credit)</b>	53,911.00 ✓	48,406.00 ✓	50,056.00 ✓	48,910.00 ✓	48,881.00 ✓	-0.1% ✓	-9.3% ✓
<b>Actual End of Session (Non-Credit)</b>	4,164.80 ✓	2,031.91 ✓	1,349.80 ✓	2,080.58 ✓	1,984.14 ✓	-4.6% ✓	-52.4% ✓
<b>Actual End of Session Total</b>	58,075.80 ✓	50,437.91 ✓	51,405.80 ✓	50,990.58 ✓	50,865.14 ✓	-0.2%	-12.4%
<b>% of Projected</b>	99.0%	79.3%	86.1%	87.7%	87.2% ✓		

**Actual End of Session Enrollment  
 Compared to Projections**



**Summary**

As of the End of Session, Winter 2006, Student Credit Hours at the Auburn Hills Campus are 87.2% of the projection.

In comparison to the End of Session, Winter 2005, credit hours decreased 0.1%; while non-credit hours decreased by 4.6%.

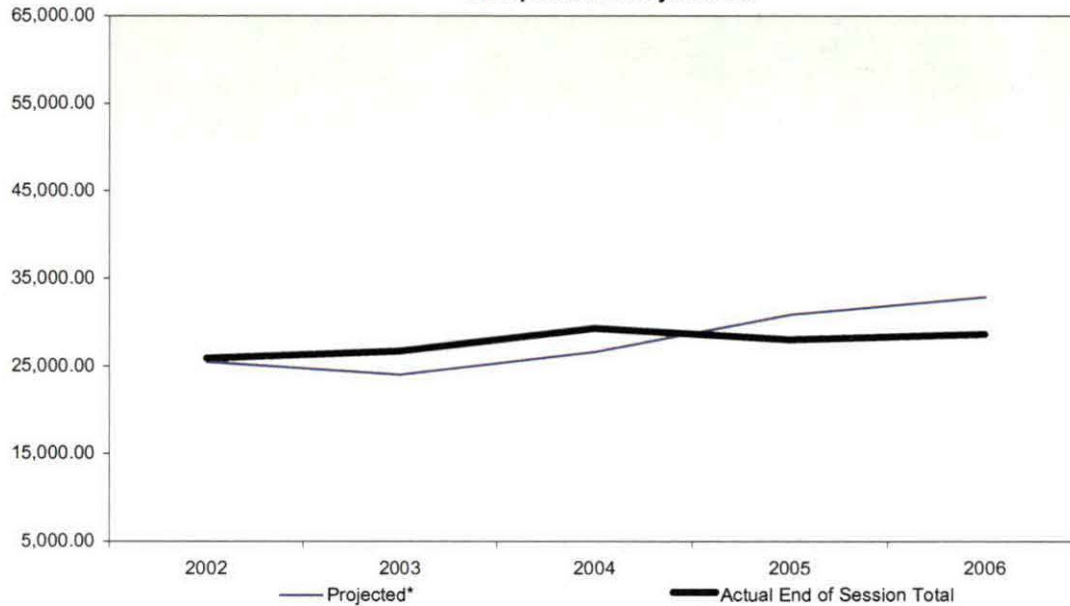
The five-year percentage of change shows a 9.3% decrease in credit hours, while non-credit hours have a 52.4% decrease.

\*Projections include credit, as well as non-credit courses, and reflect estimated End of Session targets.

**Oakland Community College  
 Official Enrollment Report - Student Credit Hours  
 Winter 2006 - End of Session  
 Highland Lakes**

	2002	2003	2004	2005	2006	1-Year % Change	5-Year % Change
Projected*	25,463.00 ✓	23,992.00 ✓	26,594.00 ✓	30,828.00 ✓	32,856.00 ✓	6.6%	29.0%
Actual End of Session (Credit)	25,869.00 ✓	26,679.00 ✓	29,281.00 ✓	27,974.50 ✓	28,601.50 ✓	2.2% ✓	10.6%
Actual End of Session (Non-Credit)	0.00 ✓	0.00 ✓	0.00 ✓	0.00 ✓	17.81 ✓		#DIV/0!
Actual End of Session Total	25,869.00 ✓	26,679.00 ✓	29,281.00 ✓	27,974.50 ✓	28,619.31 ✓	2.3%	10.6%
% of Projected	101.6%	111.2%	110.1%	90.7%	87.1% ✓		

**Actual End of Session Enrollment  
 Compared to Projections**



**Summary**

As of the End of Session, Winter 2006, Student Credit Hours at the Highland Lakes Campus are 87.1% of the projection.

In comparison to the End of Session, Winter 2005, credit hours increased 2.2%; while non-credit hours have remained at zero.

#DIV/0!

Fixed

?

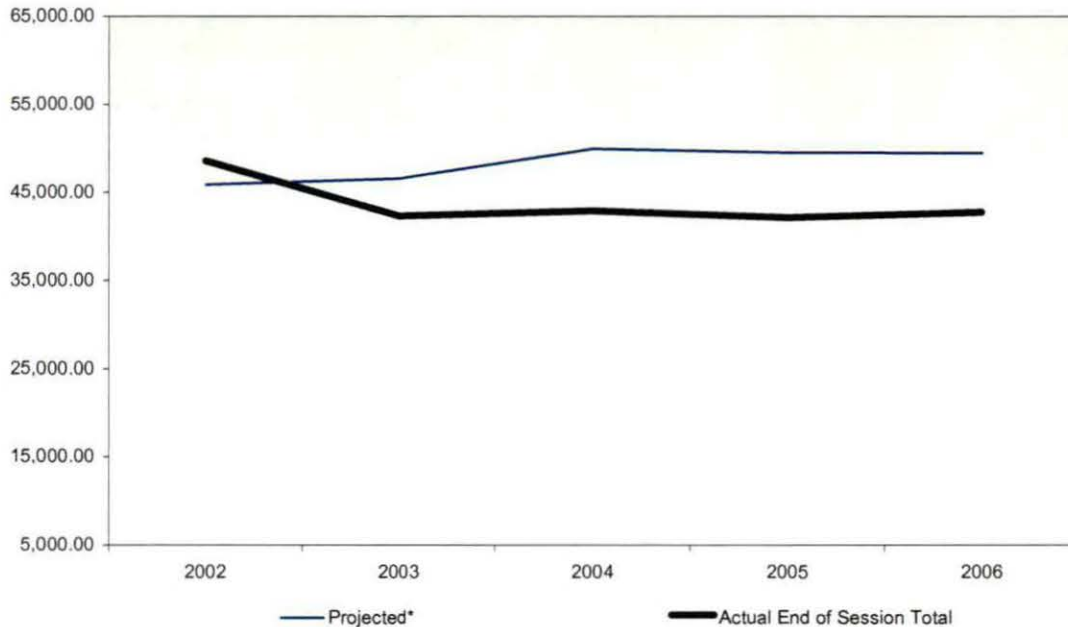


\*Projections include credit, as well as non-credit courses, and reflect estimated End of Session targets.

**Oakland Community College  
 Official Enrollment Report - Student Credit Hours  
 Winter 2006 - End of Session  
 Orchard Ridge**

	2002	2003	2004	2005	2006	1-Year % Change	5-Year % Change
Projected*	45,831.00 ✓	46,540.00 ✓	49,912.00 ✓	49,479.00 ✓	49,422.00 ✓	-0.1%	7.8%
Actual End of Session (Credit)	47,689.00 ✓	41,808.00 ✓	42,306.00 ✓	41,561.00 ✓	42,439.00 ✓	2.1% ✓	-11.0% ✓
Actual End of Session (Non-Credit)	861.80 ✓	480.34 ✓	566.73 ✓	557.30 ✓	284.85 ✓	-48.9% ✓	-66.9% ✓
Actual End of Session Total	48,550.80 ✓	42,288.34 ✓	42,872.73 ✓	42,118.30 ✓	42,723.85 ✓	1.4%	-12.0%
% of Projected	105.9%	90.9%	85.9%	85.1%	86.4% ✓		

**Actual End of Session Enrollment  
 Compared to Projections**



**Summary**

As of the End of Session, Winter 2006, Student Credit Hours at the Orchard Ridge Campus are 86.4% of the projection.

In comparison to the End of Session, Winter 2005, credit hours increased 2.1%; while non-credit hours have decreased by 48.9%.

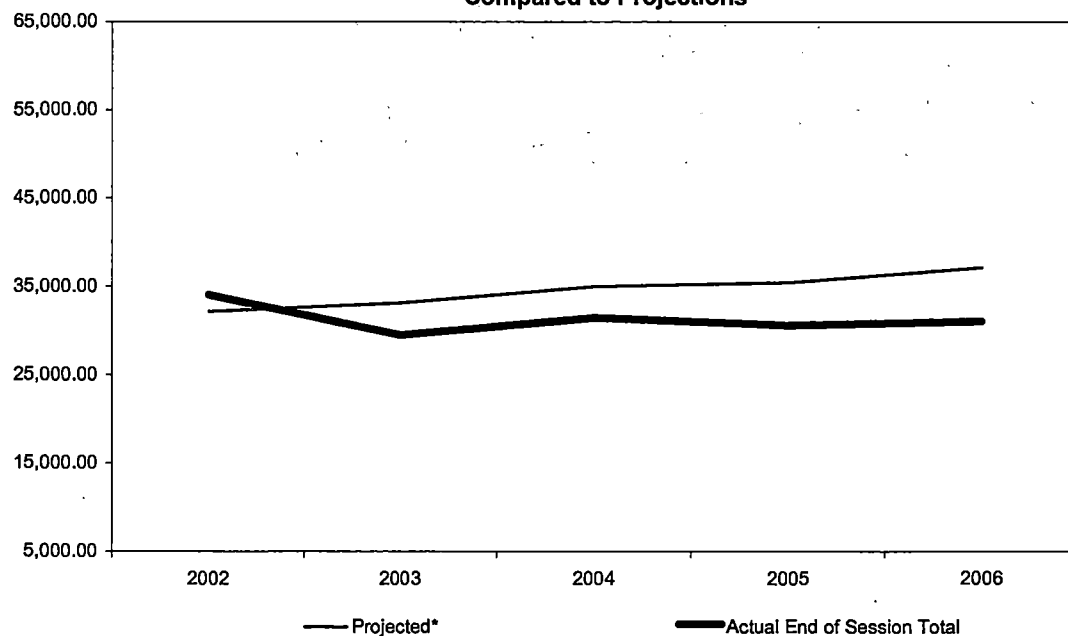
The five-year percentage of change shows a 11% decrease in credit hours, while non-credit hours have a 66.9% decrease.

\*Projections include credit, as well as non-credit courses, and reflect estimated End of Session targets.

**Oakland Community College  
 Official Enrollment Report - Student Credit Hours  
 Winter 2006 - End of Session  
 Royal Oak**

	2002	2003	2004	2005	2006	1-Year % Change	5-Year % Change
<b>Projected*</b>	32,138.00 ✓	33,093.00 ✓	34,960.00 ✓	35,434.00 ✓	37,107.00 ✓	4.7%	15.5%
<b>Actual End of Session (Credit)</b>	34,007.00 ✓	29,425.00 ✓	31,400.00 ✓	30,576.00 ✓	31,031.00 ✓	1.5% ✓	-8.8% ✓
<b>Actual End of Session (Non-Credit)</b>	0.00 ✓	0.00 ✓	0.00 ✓	0.00 ✓	0.00 ✓	? -0	
<b>Actual End of Session Total</b>	34,007.00 ✓	29,425.00 ✓	31,400.00 ✓	30,576.00 ✓	31,031.00 ✓	1.5%	-8.8%
<b>% of Projected</b>	105.8%	88.9%	89.8%	86.3%	83.6% ✓		

**Actual End of Session Enrollment  
 Compared to Projections**



**Summary**

As of the End of Session, Winter 2006, Student Credit Hours at the Royal Oak Campus are 83.6% of the projection.

In comparison to the End of Session, Winter 2005, credit hours increased 1.5%; while non-credit hours have remained at zero. ✓

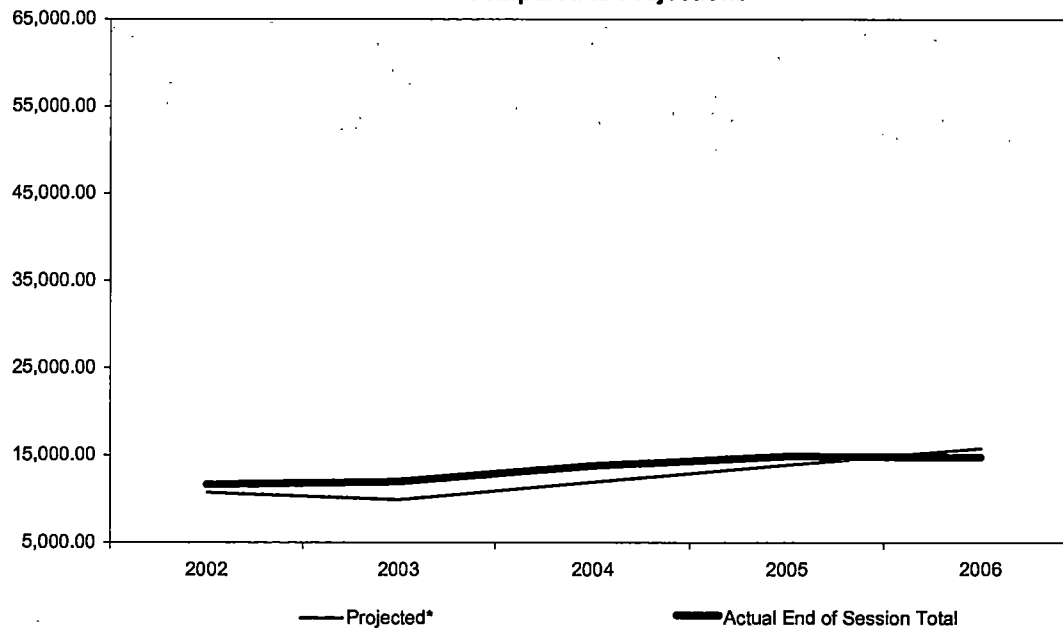
The five-year percentage of change shows a 8.8% decrease in credit hours, while non-credit hours have remained at zero.

\*Projections include credit, as well as non-credit courses, and reflect estimated End of Session targets.

**Oakland Community College  
Official Enrollment Report - Student Credit Hours  
Winter 2006 - End of Session  
Southfield**

	2002	2003	2004	2005	2006	1-Year % Change	5-Year % Change
<b>Projected*</b>	10,728.00 ✓	9,906.00 ✓	11,922.00 ✓	13,903.00 ✓	15,805.00 ✓	13.7%	47.3%
<b>Actual End of Session (Credit)</b>	11,397.00 ✓	11,865.50 ✓	13,704.50 ✓	14,857.50 ✓	14,752.00 ✓	-0.7%	29.4% ✓
<b>Actual End of Session (Non-Credit)</b>	200.00 ✓	45.79 ✓	52.47 ✓	0.00	0.00	#DIV/0!	-100.0% ✓
<b>Actual End of Session Total</b>	11,597.00	11,911.29	13,756.97	14,857.50	14,752.00	-0.7%	27.2%
<b>% of Projected</b>	108.1%	120.2%	115.4%	106.9%	93.3%		

**Actual End of Session Enrollment  
Compared to Projections**



**Summary**

As of the End of Session, Winter 2006, Student Credit Hours at the Southfield Campus are 93.3% of the projection.

? #DIV/0!

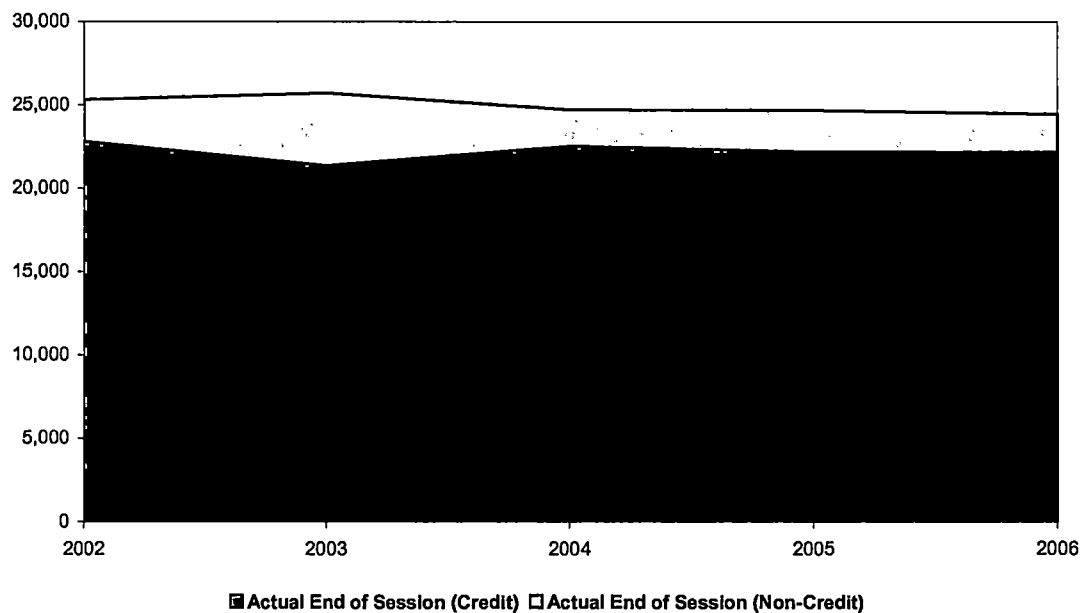
The five-year percentage of change shows a 29.4% increase in credit hours, while non-credit hours have a 100% decrease.

\*Projections include credit, as well as non-credit courses, and reflect estimated End of Session targets.

**Oakland Community College  
Official Enrollment Report - Student Headcount  
Winter 2006 - End of Session  
College-Wide**

	2002	2003	2004	2005	2006	1-Year % Change	5-Year % Change
<b>Projected Headcount</b>	28,500 ✓	24,000 ✓	25,120 ✓	28,953 ✓	29,330 ✓	1.3%	2.9%
<b>Actual End of Session (Credit)</b>	22,800 ✓	21,334 ✓	22,519 ✓	22,174 ✓	22,165 ✓	0.0%	-2.8%
<b>Actual End of Session (Non-Credit)</b>	2,503 ✓	4,365 ✓	2,183 ✓	2,488 ✓	2,277 ✓	-8.5%	-9.0% ✓
<b>Actual End of Session Total</b>	25,303 ✓	25,699 ✓	24,702 ✓	24,662 ✓	24,442 ✓	-0.9%	-3.4% ✓
<b>% of Projected</b>	88.8%	107.1%	98.3%	85.2%	83.3% ✓		

**Student Headcount**



**Summary**

Student Headcount, as of the End of Session, Winter 2006, is 83.3% of the projection.

There was a 0.9% decrease in Headcount since Winter of 2005.

There was a decrease in End of Session Student Headcount of 3.4% over the past five years.

\*Projections include credit, as well as non-credit courses, and reflect estimated End of Session targets.

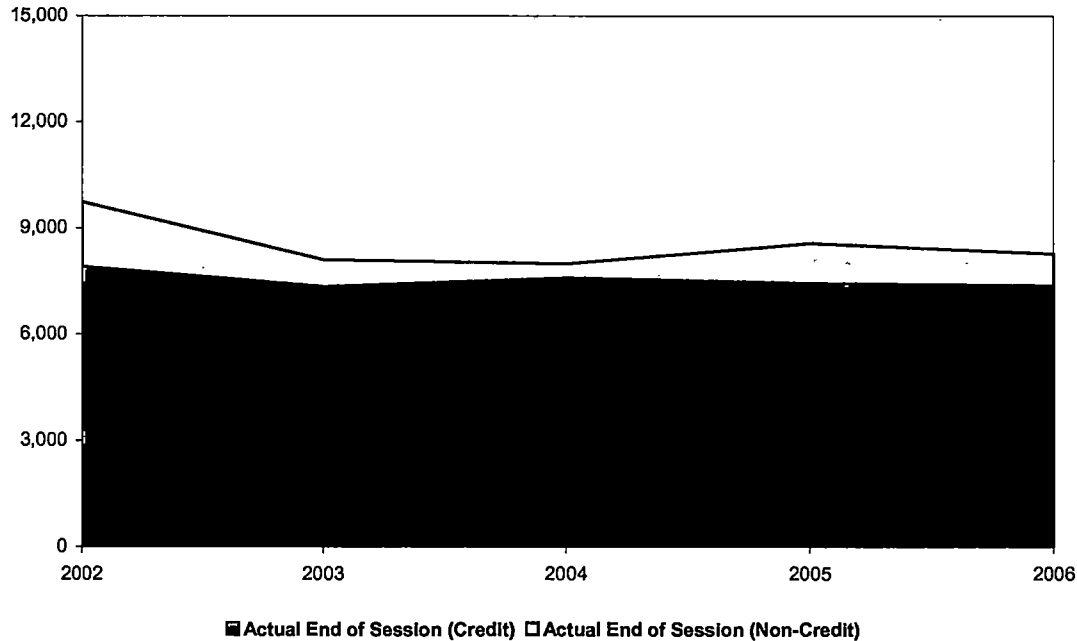
NOTE: Summation of campus headcounts do not equal college totals due to attendance at more than one campus.

**Oakland Community College  
Official Enrollment Report - Student Headcount  
Winter 2006 - End of Session  
Auburn Hills**

*no projection?*

	2002	2003	2004	2005	2006	1-Year % Change	5-Year % Change
Actual End of Session (Credit)	7,910 ✓	7,333 ✓	7,586 ✓	7,441 ✓	7,378 ✓	-0.8%	-6.7%
Actual End of Session (Non-Credit)	1,826 ✓	761 ✓	406 ✓	1,126 ✓	898 ✓	-20.2%	-50.8%
Actual End of Session Total	9,736 ✓	8,094 ✓	7,992 ✓	8,567 ✓	8,276 ✓	-3.4% ✓	-15.0% ✓

**Student Headcount**



**Summary**

The End of Session, Student Headcount at the Auburn Hills Campus decreased 3.4% since Winter 2005.

The five-year percentage of change shows a 15% decrease from End of Session, Winter 2002.

\*Projections include credit, as well as non-credit courses, and reflect estimated End of Session targets.

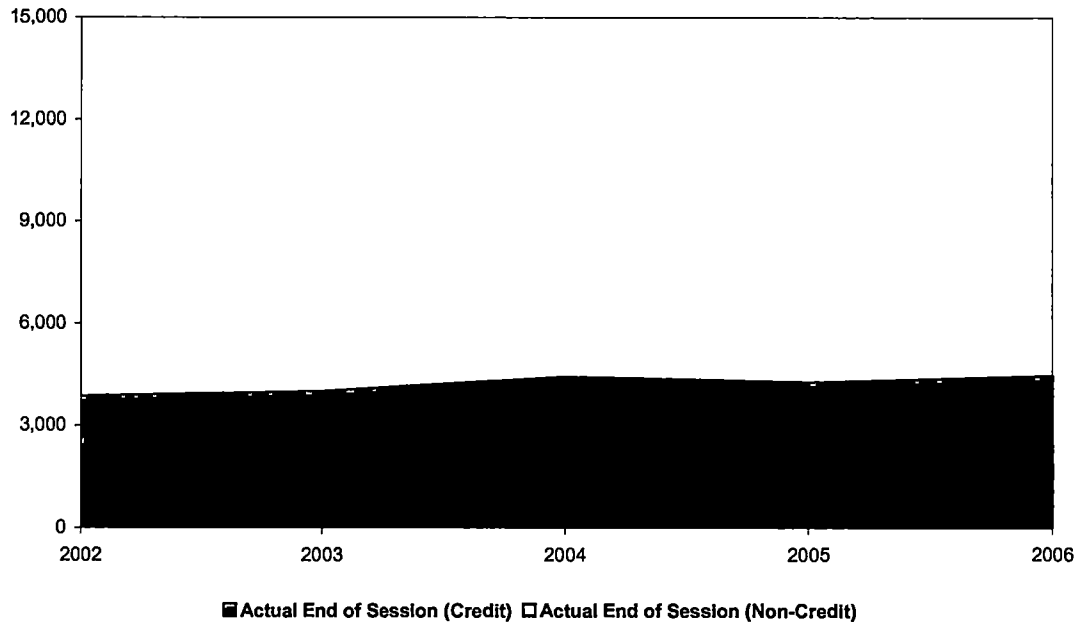
NOTE: Summation of campus headcounts do not equal college totals due to attendance at more than one campus.

**Oakland Community College  
 Official Enrollment Report - Student Headcount  
 Winter 2006 - End of Session  
 Highland Lakes**

*no projection?*

	2002	2003	2004	2005	2006	1-Year % Change	5-Year % Change
Actual End of Session (Credit)	3,854 ✓	3,994 ✓	4,422 ✓	4,261 ✓	4,439 ✓	4.2%	15.2%
Actual End of Session (Non-Credit)	0 ✓	0 ✓	0 ✓	0 ✓	19 ✓		#DIV/0!
Actual End of Session Total	3,854 ✓	3,994 ✓	4,422 ✓	4,261 ✓	4,458 ✓	4.6% ✓	15.7% ✓

**Student Headcount**



**Summary**

The End of Session, Student Headcount at the Highland Lakes Campus increased 4.6% since Winter 2005.

The five-year percentage of change shows a 15.7% increase from End of Session, Winter 2002.

\*Projections include credit, as well as non-credit courses, and reflect estimated End of Session targets.

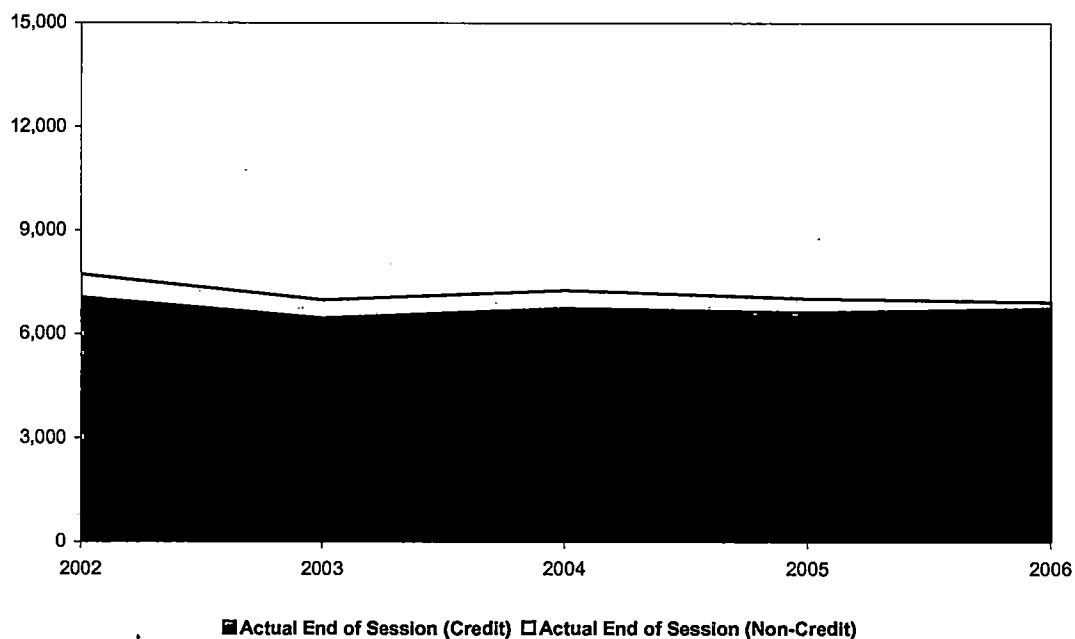
NOTE: Summation of campus headcounts do not equal college totals due to attendance at more than one campus.



**Oakland Community College  
 Official Enrollment Report - Student Headcount  
 Winter 2006 - End of Session  
 Orchard Ridge**

	2002	2003	2004	2005	2006	1-Year % Change	5-Year % Change
<b>Actual End of Session (Credit)</b>	7,056 ✓	6,452 ✓	6,744 ✓	6,626 ✓	6,743 ✓	1.8%	-4.4%
<b>Actual End of Session (Non-Credit)</b>	667 ✓	530 ✓	520 ✓	407 ✓	186 ✓	-54.3%	-72.1%
<b>Actual End of Session Total</b>	7,723 ✓	6,982 ✓	7,264 ✓	7,033 ✓	6,929 ✓	-1.5% ✓	-10.3% ✓

**Student Headcount**



**Summary**

The End of Session, Student Headcount at the Orchard Ridge Campus decreased 1.5% since Winter 2005.

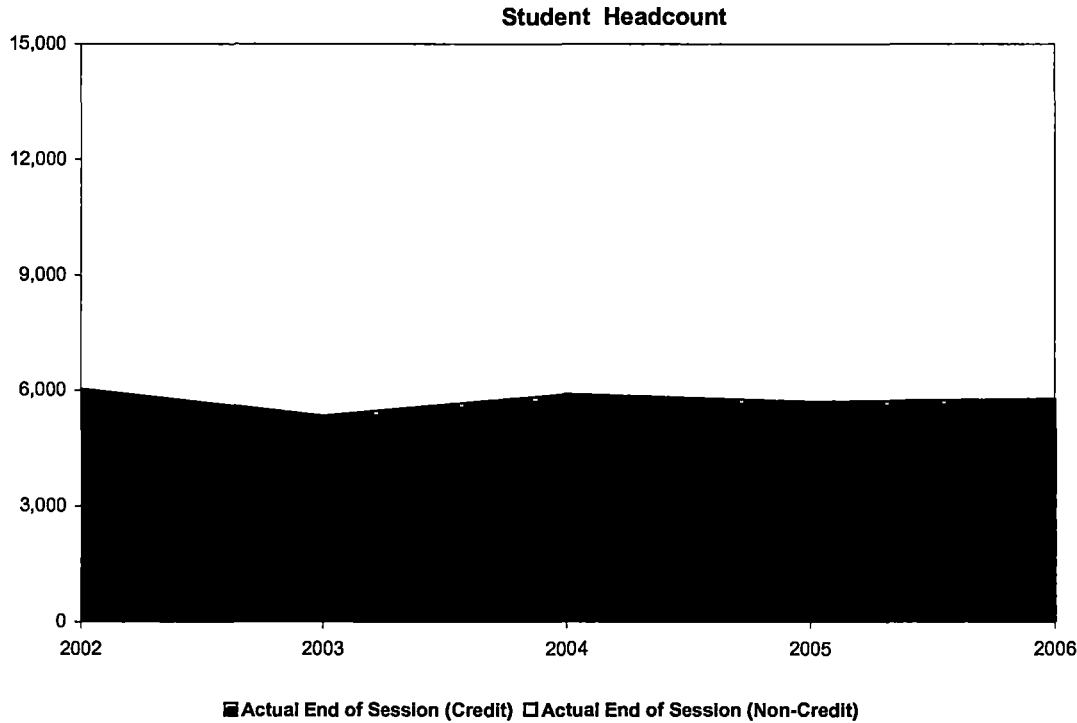
The five-year percentage of change shows a 10.3% decrease from End of Session, Winter 2002.

\*Projections include credit, as well as non-credit courses, and reflect estimated End of Session targets.

NOTE: Summation of campus headcounts do not equal college totals due to attendance at more than one campus.

**Oakland Community College  
 Official Enrollment Report - Student Headcount  
 Winter 2006 - End of Session  
 Royal Oak**

	2002	2003	2004	2005	2006	1-Year % Change	5-Year % Change
Actual End of Session (Credit)	6,025 ✓	5,329 ✓	5,897 ✓	5,698 ✓	5,771 ✓	1.3%	-4.2%
Actual End of Session (Non-Credit)	0 ✓	0 ✓	0 ✓	0 ✓	0 ✓		
Actual End of Session Total	6,025 ✓	5,329 ✓	5,897 ✓	5,698 ✓	5,771 ✓	1.3% ✓	-4.2% ✓



**Summary**

The End of Session, Student Headcount at the Royal Oak Campus increased 1.3% since Winter 2005.

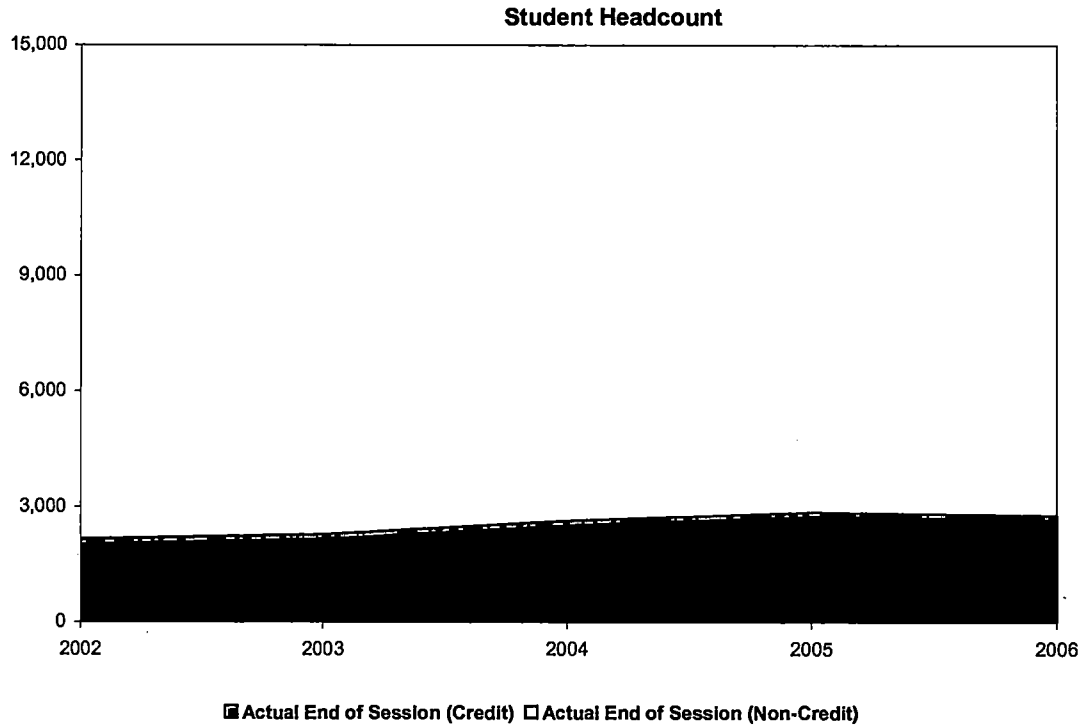
The five-year percentage of change shows a 4.2% decrease from End of Session, Winter 2002.

\*Projections include credit, as well as non-credit courses, and reflect estimated End of Session targets.

NOTE: Summation of campus headcounts do not equal college totals due to attendance at more than one campus.

**Oakland Community College  
 Official Enrollment Report - Student Headcount  
 Winter 2006 - End of Session  
 Southfield**

	2002	2003	2004	2005	2006	1-Year % Change	5-Year % Change
<b>Actual End of Session (Credit)</b>	2,128 ✓	2,256 ✓	2,617 ✓	2,837 ✓	2,755 ✓	-2.9%	29.5%
<b>Actual End of Session (Non-Credit)</b>	25 ✓	12 ✓	11 ✓	0 ✓	0 ✓	#DIV/0!	-100.0%
<b>Actual End of Session Total</b>	2,153 ✓	2,268 ✓	2,628 ✓	2,837 ✓	2,755 ✓	-2.9%	28.0%



**Summary**

The End of Session, Student Headcount at the Southfield Campus decreased 2.9% since Winter 2005.

The five-year percentage of change shows a 28% increase from End of Session, Winter 2002.

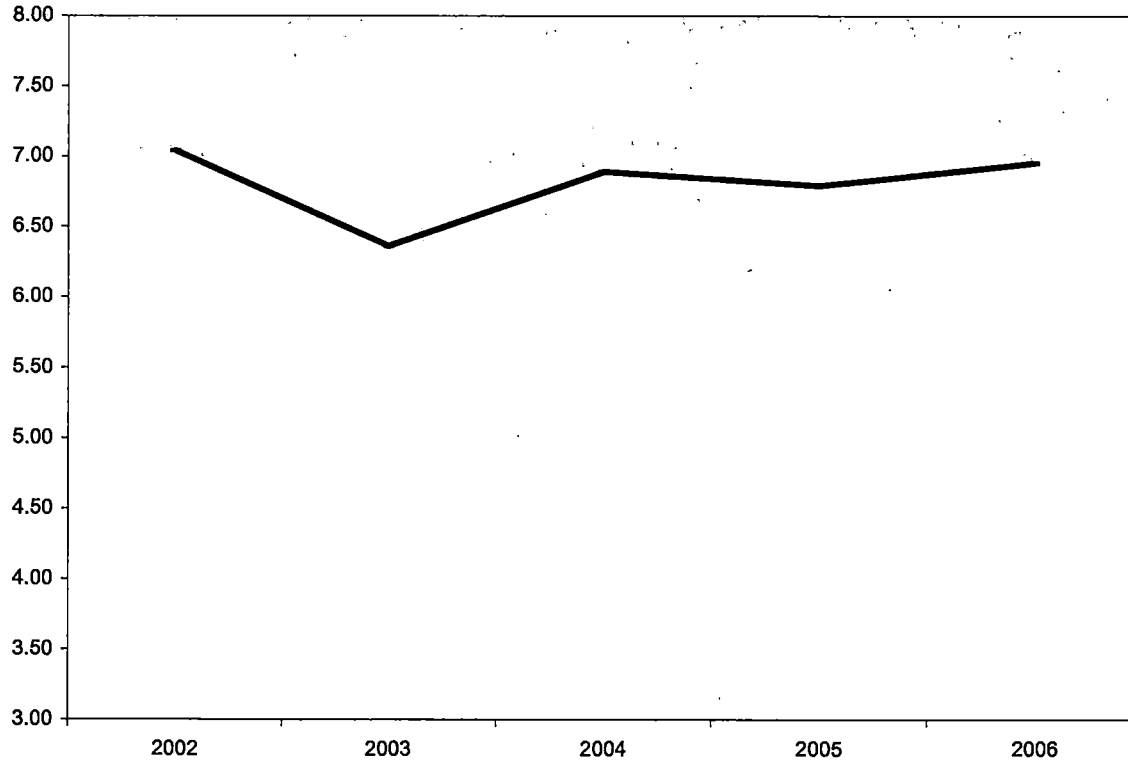
\*Projections include credit, as well as non-credit courses, and reflect estimated End of Session targets.

NOTE: Summation of campus headcounts do not equal college totals due to attendance at more than one campus.

**Oakland Community College  
 Official Enrollment Report - Credit Hours Per Student  
 Winter 2006 - End of Session  
 College-Wide**

	2002	2003	2004	2005	2006	1-Year % Change	5-Year % Change
<b>Actual EOS Credit Hours</b>	178,099.60 ✓	163,465.69 ✓	170,220.69 ✓	167,460.59 ✓	169,976.85 ✓	1.5%	-4.6%
<b>Actual EOS Headcount</b>	25,303.00 ✓	25,699.00 ✓	24,702.00 ✓	24,662.00 ✓	24,442.00 ✓	-0.9%	-3.4%
<b>Credit Hours Per Student/EOS</b>	7.04 ✓	6.36 ✓	6.89 ✓	6.79 ✓	6.95 ✓	2.4% ✓	-1.3% ✓

**Credit Hours Per Student Ratio**



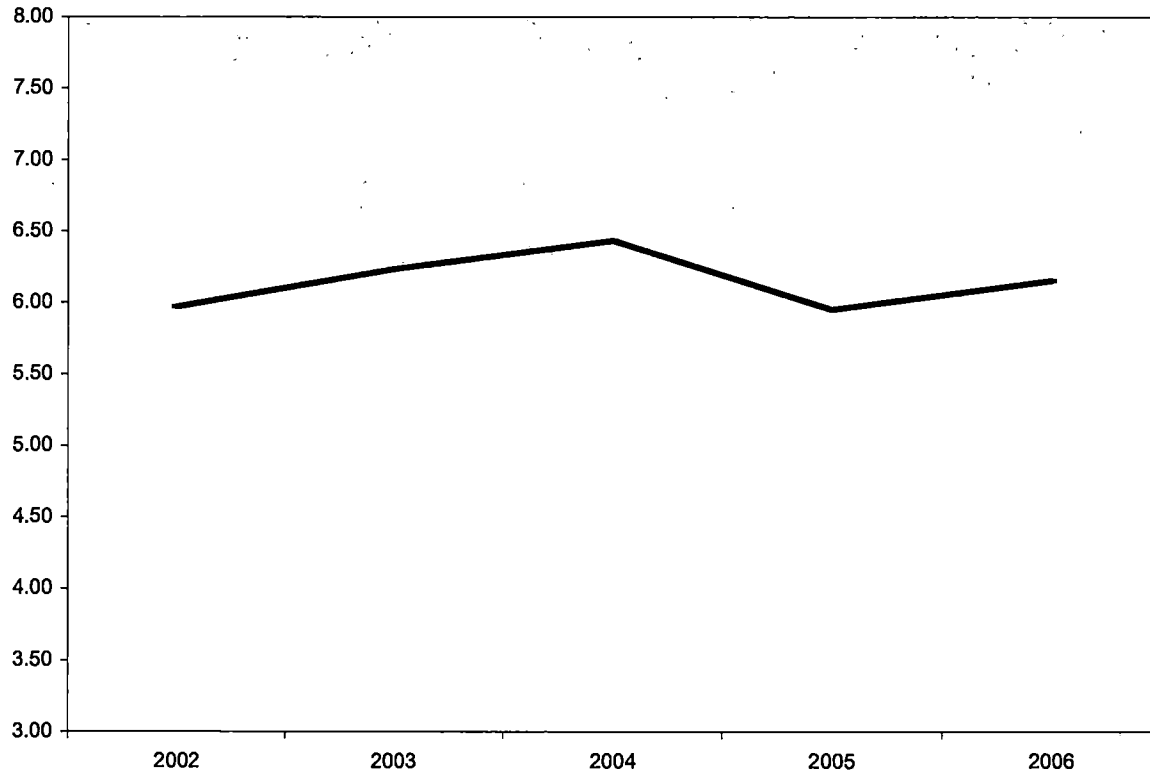
**Summary**

The Credit Hours per Student increased 2.4% since the End of Session, Winter 2005 and decreased 1.3% since the End of Session, Winter 2002.

**Oakland Community College  
 Official Enrollment Report - Credit Hours Per Student  
 Winter 2006 - End of Session  
 Auburn Hills**

	2002	2003	2004	2005	2006	1-Year % Change	5-Year % Change
<b>Actual EOS Credit Hours</b>	58,075.80 ✓	50,437.91 ✓	51,405.80 ✓	50,990.58 ✓	50,865.14 ✓	-0.2%	-12.4%
<b>Actual EOS Headcount</b>	9,736.00 ✓	8,094.00 ✓	7,992.00 ✓	8,567.00 ✓	8,276.00 ✓	-3.4%	-15.0%
<b>Credit Hours Per Student/EOS</b>	5.97 ✓	6.23 ✓	6.43 ✓	5.95 ✓	6.15 ✓	3.4% ✓	3.0% ✓

**Credit Hours Per Student Ratio**



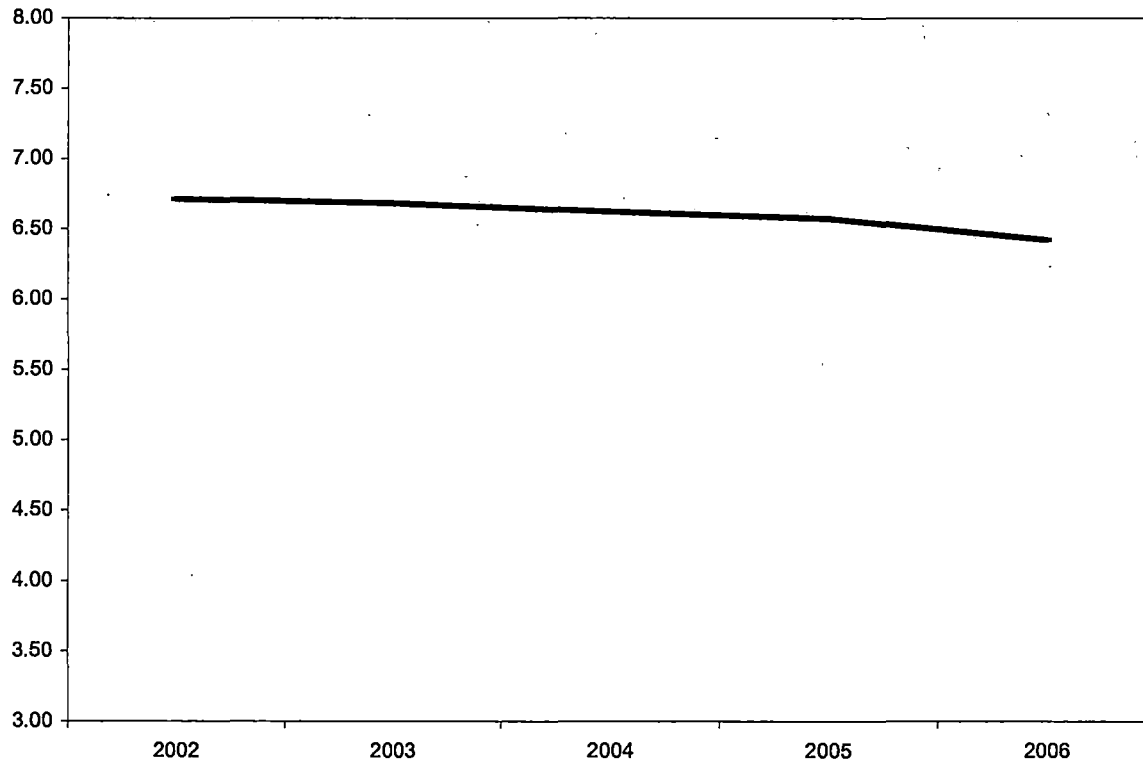
**Summary**

Credit Hours per Student at the Auburn Hills Campus increased 3.4% since the End of Session, Winter 2005 and increased 3% since the End of Session, Winter 2002.

**Oakland Community College  
 Official Enrollment Report - Credit Hours Per Student  
 Winter 2006 - End of Session  
 Highland Lakes**

	2002	2003	2004	2005	2006	1-Year % Change	5-Year % Change
<b>Actual EOS Credit Hours</b>	25,869.00 ✓	26,679.00 ✓	29,281.00 ✓	27,974.50 ✓	28,619.31 ✓	2.3%	10.6%
<b>Actual EOS Headcount</b>	3,854.00 ✓	3,994.00 ✓	4,422.00 ✓	4,261.00 ✓	4,458.00 ✓	4.6%	15.7%
<b>Credit Hours Per Student/EOS</b>	6.71 ✓	6.68 ✓	6.62 ✓	6.57 ✓	6.42 ✓	-2.3% ✓	-4.3% ✓

**Credit Hours Per Student Ratio**



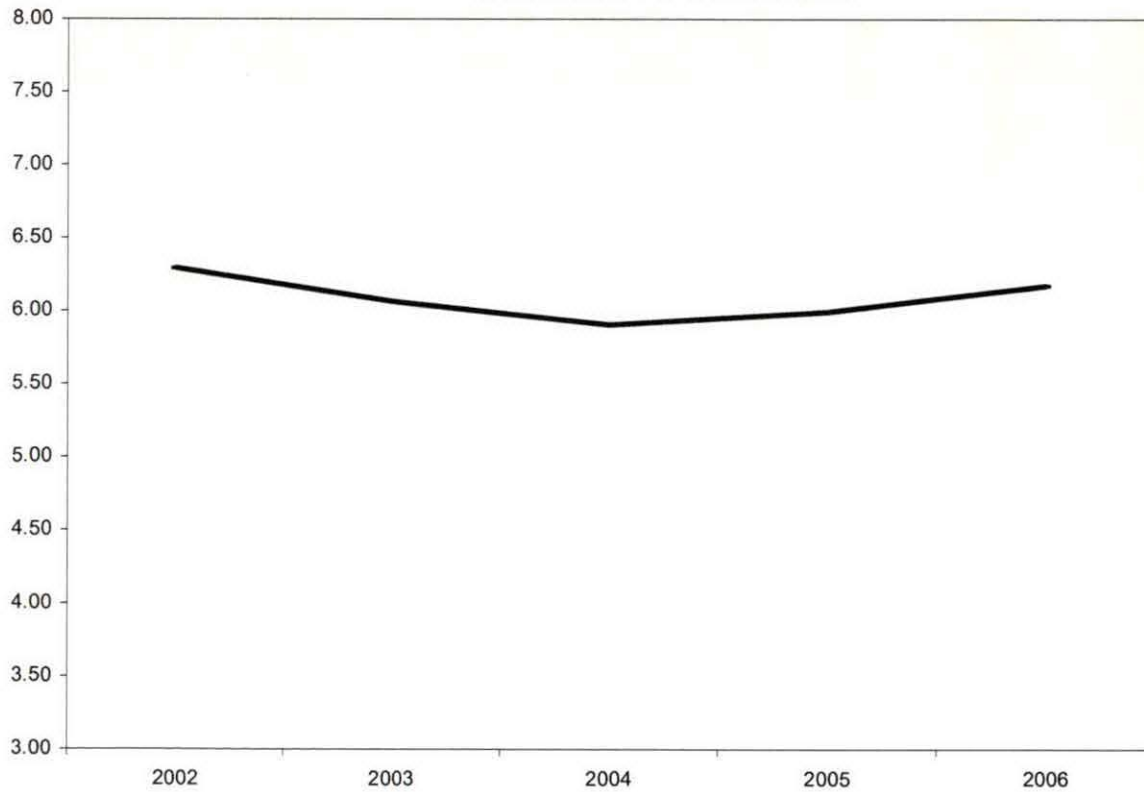
**Summary**

Credit Hours per Student at the Highland Lakes Campus decreased 2.3% since the End of Session, Winter 2005 and decreased 4.3% since the End of Session, Winter 2002.

**Oakland Community College  
 Official Enrollment Report - Credit Hours Per Student  
 Winter 2006 - End of Session  
 Orchard Ridge**

	2002	2003	2004	2005	2006	1-Year % Change	5-Year % Change
<b>Actual EOS Credit Hours</b>	48,550.80 ✓	42,288.34 ✓	42,872.73 ✓	42,118.30 ✓	42,723.85 ✓	1.4%	-12.0%
<b>Actual EOS Headcount</b>	7,723.00 ✓	6,982.00 ✓	7,264.00 ✓	7,033.00 ✓	6,929.00 ✓	-1.5%	-10.3%
<b>Credit Hours Per Student/EOS</b>	6.29 ✓	6.06 ✓	5.90 ✓	5.99 ✓	6.17 ✓	3.0% ✓	-1.9% ✓

**Credit Hours Per Student Ratio**



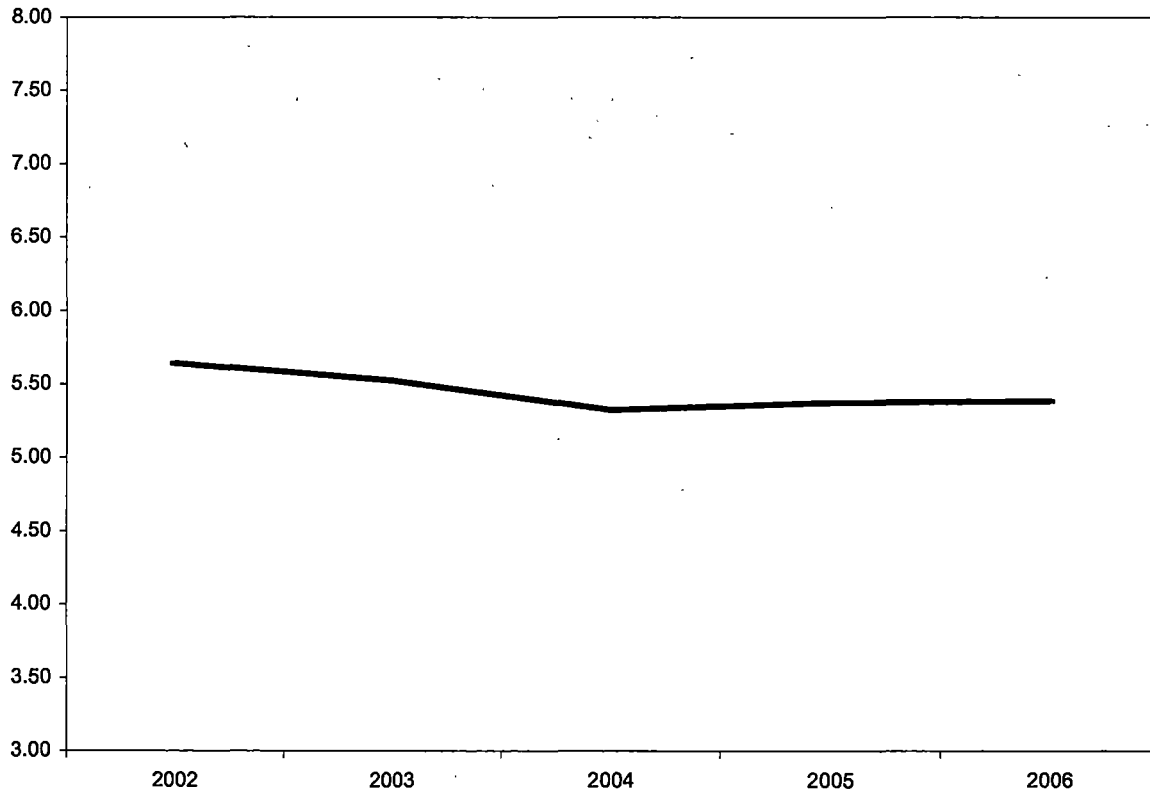
**Summary**

Credit Hours per Student at the Orchard Ridge Campus increased 3% ✓ since the End of Session, Winter 2005 and decreased 1.9% ✓ since the End of Session, Winter 2002.

**Oakland Community College  
 Official Enrollment Report - Credit Hours Per Student  
 Winter 2006 - End of Session  
 Royal Oak**

	2002	2003	2004	2005	2006	1-Year % Change	5-Year % Change
<b>Actual EOS Credit Hours</b>	34,007.00 ✓	29,425.00 ✓	31,400.00 ✓	30,576.00 ✓	31,031.00 ✓	1.5%	-8.8%
<b>Actual EOS Headcount</b>	6,025.00 ✓	5,329.00 ✓	5,897.00 ✓	5,698.00 ✓	5,771.00 ✓	1.3%	-4.2%
<b>Credit Hours Per Student/EOS</b>	5.64 ✓	5.52 ✓	5.32 ✓	5.37 ✓	5.38 ✓	0.2% ✓	-4.6% ✓

**Credit Hours Per Student Ratio**



**Summary**

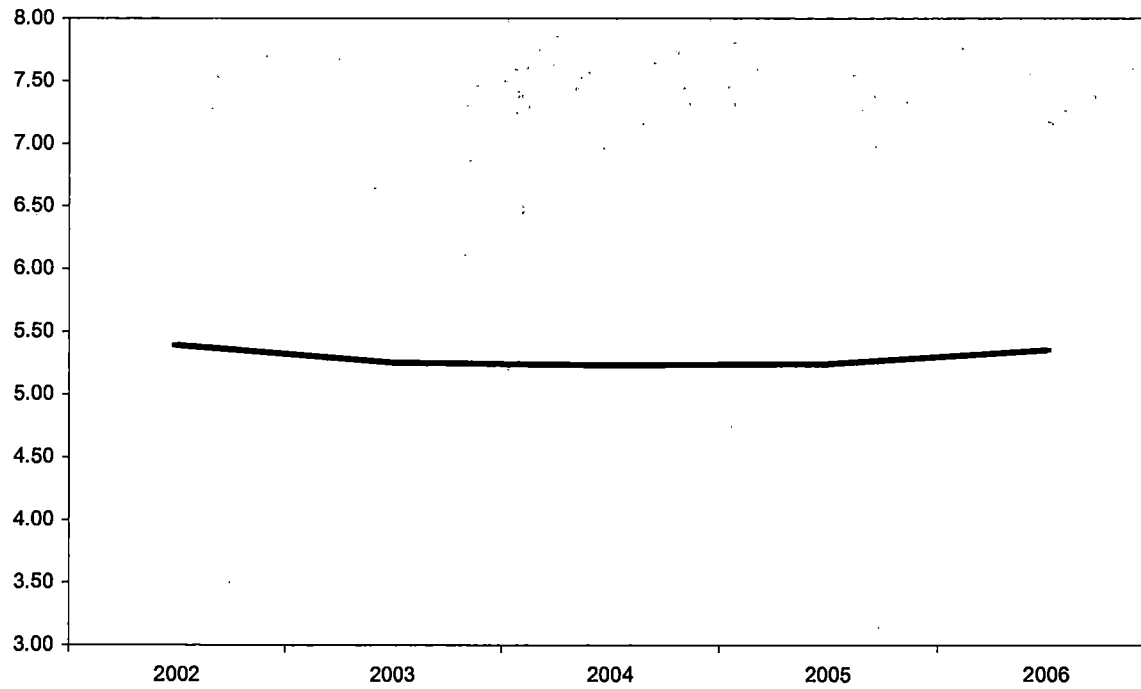
Credit Hours per Student at the Royal Oak Campus increased 0.2% since the End of Session, Winter 2005 and decreased 4.6% since the End of Session, Winter 2002.



**Oakland Community College  
 Official Enrollment Report - Credit Hours Per Student  
 Winter 2006 - End of Session  
 Southfield**

	2002	2003	2004	2005	2006	1-Year % Change	5-Year % Change
<b>Actual EOS Credit Hours</b>	11,597.00 ✓	11,911.29 ✓	13,756.97 ✓	14,857.50 ✓	14,752.00 ✓	-0.7%	27.2%
<b>Actual EOS Headcount</b>	2,153.00 ✓	2,268.00 ✓	2,628.00 ✓	2,837.00 ✓	2,755.00 ✓	-2.9%	28.0%
<b>Credit Hours Per Student/EOS</b>	5.39 ✓	5.25 ✓	5.23 ✓	5.24 ✓	5.35 ✓	2.1% ✓	-0.7% ✓

**Credit Hours Per Student Ratio**



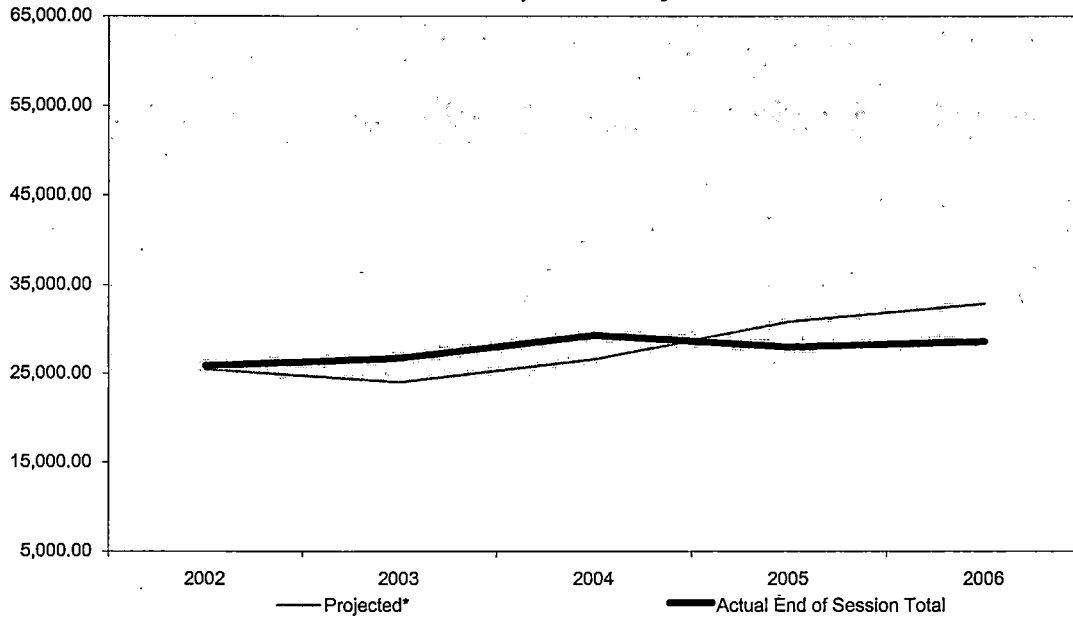
**Summary**

Credit Hours per Student at the Southfield Campus increased 2.1% since the End of Session, Winter 2005 and decreased 0.7% since the End of Session, Winter 2002.

**Oakland Community College  
 Official Enrollment Report - Student Credit Hours  
 Winter 2006 - End of Session  
 Highland Lakes**

	2002	2003	2004	2005	2006	1-Year % Change	5-Year % Change
Projected*	25,463.00	23,992.00	26,594.00	30,828.00	32,856.00	6.6%	29.0%
Actual End of Session (Credit)	25,869.00	26,679.00	29,281.00	27,974.50	28,601.50	2.2%	10.6%
Actual End of Session (Non-Credit)	0.00	0.00	0.00	0.00	17.81	—	0.0%
Actual End of Session Total	25,869.00	26,679.00	29,281.00	27,974.50	28,619.31	2.3%	10.6%
% of Projected	101.6%	111.2%	110.1%	90.7%	87.1%		

**Actual End of Session Enrollment  
 Compared to Projections**



**Summary**

As of the End of Session, Winter 2006, Student Credit Hours at the Highland Lakes Campus are 87.1% of the projection.

In comparison to the End of Session, Winter 2005, credit hours increased 2.2%, while non-credit hours have remained at zero.

The five-year percentage of change shows a 10.6% increase in credit hours, while non-credit hours have a remained at zero.

*Nancy,  
 how do you want  
 this verbage?  
 Dale*

*increased slightly.*

\*Projections include credit, as well as non-credit courses, and reflect estimated End of Session targets.

Winter 06 EOS Credit (credits) by campus.sav

	loc	cred_1	
1		28.00	✓
2	AH	48881.00	✓
3	HL	28601.50	✓
4	OR	42439.00	✓
5	RO	31031.00	✓
6	SF	14752.00	✓

Winter 06 EOS Total Collegewide Credit (credits).sav

	run	cred_1
1	05/10/2006	165732.50 ✓

# Frequencies

[DataSet17] I:\Internal Reporting\Enrollment\Official Enrollment\Raw Data\EOS Winter 06\he 2006.sav

## Statistics

		Attends Auburn Hills Campus	Attends Highland Lakes Campus	Attends Orchard Ridge Campus	Attends Royal Oak Campus	Attends Southfield Campus
N	Valid	22165	22165	22165	22165	22165
	Missing	0	0	0	0	0

## Statistics

		Attends Districtwide Campus	Attends multiple campuses
N	Valid	22165	4440
	Missing	0	17725

# Frequency Table

## Attends Auburn Hills Campus

		Frequency	Percent	Valid Percent	Cumulative Percent
Valid	.00	14787	66.7	66.7	66.7
	1.00	7378	33.3	33.3	100.0
Total		22165	100.0	100.0	

## Attends Highland Lakes Campus

		Frequency	Percent	Valid Percent	Cumulative Percent
Valid	.00	17726	80.0	80.0	80.0
	1.00	4439	20.0	20.0	100.0
Total		22165	100.0	100.0	

## Attends Orchard Ridge Campus

		Frequency	Percent	Valid Percent	Cumulative Percent
Valid	.00	15422	69.6	69.6	69.6
	1.00	6743	30.4	30.4	100.0
Total		22165	100.0	100.0	

**Attends Royal Oak Campus**

		Frequency	Percent	Valid Percent	Cumulative Percent
Valid	.00	16394	74.0	74.0	74.0
	1.00	5771	26.0	26.0	100.0
Total		22165	100.0	100.0	

**Attends Southfield Campus**

		Frequency	Percent	Valid Percent	Cumulative Percent
Valid	.00	19410	87.6	87.6	87.6
	1.00	2755	12.4	12.4	100.0
Total		22165	100.0	100.0	

**Attends Districtwide Campus**

		Frequency	Percent	Valid Percent	Cumulative Percent
Valid	.00	22161	100.0	100.0	100.0
	1.00	4	.0	.0	100.0
Total		22165	100.0	100.0	

**Attends multiple campuses**

		Frequency	Percent	Valid Percent	Cumulative Percent
Valid	1.00	4440	20.0	100.0	100.0
Missing	System	17725	80.0		
Total		22165	100.0		

↑  
Collegewide

Winter 06 EDS OER

Run KIR3 For 2006\WI PERAN 5/9/06

Creates K.I.R. STUDENT FILE. 20060508

COLLEGE

DEGREES

SPORS

TESTS

\* TOO  
LARGE FOR IMPORT

Demo  
Files

Credit  
Side

Colleague Query "IR STUDENTS by term .wis" → IRSTUD06WI

chg term and file info

"Save Foreign Person Alien Status .wis

chg - get list

- PC output file

creates fpalst winter 2006 EDS

Syntax: "CREATE HEADCOUNT for official enrollment

2006 (gmf01.09.06). SPS

change Summer → Winter (16)

Winter 1 → Winter (9)

FDS → EDS (19)

MAY0806 → MAY1006 (3)

First Day of Session → End of Session (1)

**\*CREATE HEADCOUNT for official enrollment 2006(gmf01.09.06).SPS.**

**\*Syntax changed per file changes.**

**\*Winter EOS 2006.**

**GET DATA /TYPE = TXT**

**/FILE = 'I:\Research Data\Student Information System\Winter 2006\Winter 2006**

**Raw Data'+**

**'\HEADCOUNTMAY1006.DAT'**

**/DELCASE = LINE**

**/DELIMITERS = ", "**

**/QUALIFIER = ""**

**/ARRANGEMENT = DELIMITED**

**/FIRSTCASE = 2**

**/IMPORTCASE = ALL**

**/VARIABLES =**

**run A10**

**term A7**

**pref A3**

**num F6**

**section A5**

**loc A2**

**syn A10**

**acs F4.2**

**strt A8**

**end A8**

**type A3**

**cred F4.2**

**cont F5.2**

**id a10**

**hmcp A2**

**last A13**

**first A11**

**midd A10**

**grde F2.1**

**regstat A1**

**stat A1**

**.**

**CACHE.**

**EXECUTE.**

**FILTER OFF.**

**USE ALL.**



**VARIABLE LABELS**

run 'Extract Date'  
term 'Session'  
pref 'Course Prefix'  
num 'Course Number'  
section 'Course Section Number'  
loc 'Course Location'  
syn 'Course Synonym'  
acs 'Course Activity Classification Structure Code'  
strt 'Course Start Date'  
end 'Course End Date'  
type 'Course Type'  
cred 'Course Credit Hours'  
cont 'Course Contact Hours'  
id 'Student ID Number'  
hmcp 'Student Home Campus'  
last 'Student Last Name'  
first 'Student First Name'  
midd 'Student Middle Name'  
grde 'Student Course Grade'  
regstat 'Registration Status'  
stat 'Student Status in Course'

**EXECUTE.**

**FILTER OFF.**

**USE ALL.**

**SELECT IF(id ~= ' ').**

**EXECUTE .**

**FILTER OFF.**

**USE ALL.**

**SELECT IF (id NE '' & id NE '0616743' & id NE '0616744' & id NE '0616750'  
& id NE '0616751' & id NE '0613236' & id NE '0554404' ).**

**EXECUTE .**

**SAVE OUTFILE='I:\Research Data\Student Information System'+  
'\End of Session\Student Course Registration\Winter EOS 2006 Course  
Registrations.sav'.**

SAVE OUTFILE='I:\Internal Reporting\Enrollment\Official Enrollment\Raw Data'+  
'\EOS Winter 06\headcount Winter EOS credit 2006.sav'.

GET

FILE='I:\Internal Reporting\Enrollment\Official Enrollment\Raw Data\EOS'+  
' Winter 06\headcount Winter EOS credit 2006.sav'.  
DATASET NAME DataSet17 WINDOW=FRONT.

**\*\*FOR SUMMER I**

**\*\*Select those course registrations for courses that fit into the Summer I session.  
Those**

**\*\* courses will generally fall within a fixed set of dates. If it is not possible to  
evaluate**

**\*\* whether or not the registration belongs in Summer I or Summer II by the start  
date,**

**\*\* look at the Section Number of the Course (not in this data file) Per Leanne any  
10 week course starting in Summer I is Summer I..**

\* \* FILTER OFF.

\* \* USE ALL.

\* \* \* SELECT IF (strt NE '06/29/06' & strt NE '06/30/06' & strt NE '07/02/06' & strt NE  
\* \* '07/05/06' & strt NE '07/06/06'

\* \* & strt NE '07/07/06' & strt NE '07/10/06' & strt NE '07/11/06'

\* \* & strt NE '07/18/06' & strt NE '08/14/06').

\* \* EXECUTE.

\* \* SAVE OUTFILE='I:\Internal Reporting\Enrollment\Official Enrollment\Raw Data'+  
\* \* '\EOS Winter 06\headcount Winter I 2006.sav'.

**\*\*FOR SUMMER II**

**\*\*Select those course registrations for courses that fit into the Summer II session.  
Those**

**\*\* courses will generally fall within a fixed set of dates. If it is not possible to  
evaluate**

**\*\* whether or not the registration belongs in Summer I or Summer II by the start  
date,**

**\*\* look at the Section Number of the Course (not in this data file).**

**\*\*FILTER OFF.**

**\*\*USE ALL.**

**\*\*SELECT IF (strt = '07/05/04' | strt = '07/06/04' | strt = '07/07/04' | strt = '07/08/04'**

**\*\*| strt = '07/09/04' | strt = '07/12/04' | strt = '07/22/04').  
\*\*EXECUTE.**

**\*\*SAVE OUTFILE='I:\Internal Reporting\Enrollment\Official Enrollment\Raw Data'+  
\*\*\EOS Summer 04\headcount summer II EOS 2004.sav'.**

**FILTER OFF.  
USE ALL.  
SELECT IF(stat = 'A').  
EXECUTE.**

**AGGREGATE  
/OUTFILE='I:\Internal Reporting\Enrollment\Official Enrollment\Raw Data'+  
\EOS Winter 06\Winter 06 EOS Credit (credits) by campus.sav'  
/BREAK=loc  
/cred\_1 = SUM(cred).**

**AGGREGATE  
/OUTFILE='I:\Internal Reporting\Enrollment\Official Enrollment\Raw Data'+  
\EOS Winter 06\Winter 06 EOS Total Collegewide Credit (credits).sav'  
/BREAK=run  
/cred\_1 = SUM(cred).**

**IF (loc = 'AH') AH = 1 .  
IF (loc = 'HL') HL = 1.  
IF (loc = 'OR') Orch = 1.  
IF (loc = 'RO') RO = 1.  
IF (loc = 'SF') SF = 1.  
IF (loc NE 'AH' & loc NE 'HL' & loc NE 'OR' & loc NE 'RO' & loc NE 'SF')  
DW = 1.**

**VARIABLE LABELS  
AH 'Attends Auburn Hills Campus'  
HL 'Attends Highland Lakes Campus'  
Orch 'Attends Orchard Ridge Campus'  
RO 'Attends Royal Oak Campus'  
SF 'Attends Southfield Campus'  
DW 'Attends Districtwide Campus'**

**EXECUTE .**

**SAVE OUTFILE='I:\Internal Reporting\Enrollment\Official Enrollment\Raw Data'+  
'\EOS Winter 06\Winter EOS 2006 HEADCOUNTMAY1006 duplicated.SAV'.**

**SORT CASES BY id .  
CASESTOVARS  
/ID = id  
/GROUPBY = VARIABLE .**

**IF ((AH > 0 & HL > 0) OR  
(AH > 0 & Orch > 0) OR  
(AH > 0 & RO > 0) OR  
(AH > 0 & SF > 0) OR  
(AH > 0 & DW > 0) OR  
(HL > 0 & Orch > 0) OR  
(HL > 0 & RO > 0) OR  
(HL > 0 & SF > 0) OR  
(HL > 0 & DW > 0) OR  
(Orch > 0 & RO > 0) OR  
(Orch > 0 & SF > 0) OR  
(Orch > 0 & DW > 0) OR  
(RO > 0 & SF > 0) OR  
(RO > 0 & DW > 0) OR  
(SF > 0 & DW > 0)) multi = 1.  
VARIABLE LABELS multi 'Attends multiple campuses'.  
EXECUTE .**

**RECODE  
AH HL Orch RO SF DW (SYSMIS=0) .  
EXECUTE .**

**SAVE OUTFILE=  
'I:\Internal Reporting\Enrollment\Official Enrollment\Raw Data'+  
'\EOS Winter 06\Winter EOS 2006 HEADCOUNTMAY1006 Unduplicated.SAV'.**

**FREQUENCIES**

VARIABLES=ah hl orch ro sf dw multi  
/ORDER= ANALYSIS .

**\*Save Frequency Output as.**

**\*"I:\Internal Reporting\Enrollment\Official Enrollment\Raw Data'+.**

**\*\EOS Winter 06\Winter 06 EOS HEADCOUNT Frequencies.spo".**