

Institutional Research Report

2000 High School Penetration Report



**OAKLAND
COMMUNITY
COLLEGE**

Oakland Community College
High School Penetration Report
2000

TABLE OF CONTENTS

Executive Summary	1
Major Findings.....	1
Tables	3
Table 1: Alphabetized Listing	3
Table 2: Top Five High Schools	4
Table 3: Five Year trend in High School Graduates.....	5
Table 4: Ten Year trend in High School Graduates	6
Table 5: Public Schools—5 and 10-Year Percent Change.....	7
Table 6: Private Schools—5 and 10-Year Percent Change	8
Figures	9
Figure 1: Trends in High School Graduates (1991-2000).....	9
Figure 2: Trend in High School Graduates Entering OCC (1991-2000).....	10
Figure 3: Comparison Between High School Graduates and Those Entering OCC (1991-2000)	11
Figure 4: Trend in Penetration Rate (1991-2000)	12
Figure 5: Percent of High School Graduates by OCC Recruiting Region (1991-2000).....	13
Figure 6: Trend in High School Graduates by OCC Recruiting Region (1991-2000).....	14
Figure 7: Trend in High School Graduates Entering OCC by Recruiting Region (1991-2000)	15

Executive Summary

Annually, the Office of Institutional Research examines trends in high school graduation levels in Oakland County and the rate at which recent high school graduates enroll at OCC for the fall term. This report depicts the five- and ten-year trends in graduation levels, trends in number of graduates entering the college, and the associated penetration rate.

Major Findings

- In 2000, Clarkston ranked highest in Oakland County in the number of graduates (533), and the largest number of graduates entering Oakland Community College (89). However, it is interesting to note that the largest percentage of graduates from one school to enter OCC was from Lamphere (30%).
- Looking over the last five years, South Lyon enjoyed the greatest increase in graduates (65%), followed closely by Walled Lake Western (62%), and Oxford (55%). In contrast, over these five years, Lamphere suffered the greatest decrease in graduation rates at 20%, followed by Lahser (-16%), and Seaholm (-7%). It is interesting to note that Lamphere holds this dual distinction of having the highest penetration rate (of students entering OCC) and the greatest decrease of high school graduates.
- In terms of entering graduates into OCC, South Lyon shows the greatest increase of students in comparison to 1996 at 207%. Farmington (108%) and Berkley (107%) ran a close second and third, and were among several schools registering an increase in enrollment at OCC.
- Conversely, several schools showed an alarming decrease in enrollment at OCC. In 1996, Pontiac Northern had 32 high school graduates enter OCC. This number drops to 17 students in 2000, representing a 47% decrease. Madison (-37%) and Kimball (-28%) also showed marked decreases in enrollment into OCC.
- Looking at ten years past, Harrison shows the greatest increase of graduates from 171 in 1991 to 302 in 2000 (77% increase). Walled Lake Western (46%) and Rochester (45%) also show an increase in graduation. Again, in contrast, Pontiac Northern shows a decrease of graduates of 38%, followed closely by Pontiac Central (-36%) and Clawson (-24%). It is of note to recognize the steady decline of graduation rates in the Pontiac area.
- South Lyon shows the largest increase of students entering OCC in 2000 relative to 1991 graduates (92%), followed by Ferndale (90%) and Holly (73%). Conversely, Pontiac Central shows a 52% decrease in enrollment into OCC, followed by Pontiac Northern (-50%) and Madison (-43%).

**Executive Summary
(continued)**

- Overall, there has been a fairly steady increase in the number of high school graduates, from 11,797 graduates in 1991 to 13705 in 2000, with a steady rise since 1994.
- Enrollment trends over the last ten years would indicate a slight, but steady decline in enrollment into OCC, with a low of 1390 in 1998. However, in 2000, OCC enjoyed its largest number of graduates enrolling at OCC (1819 students) since 1991's ten-year high of 1918 students.
- Looking at regions, Auburn Hills attracts the largest percentage of incoming high school graduates (30%), followed by the Orchard Ridge region (26%). Highland lakes brings in 24% of the total number of high school graduates for 2000, while Royal Oak and Southfield constitute 20% of the graduates of the class of 2000.
- Looking at these recruiting regions over time, it must be noted that the Royal Oak/ Southfield region has not shown the same rate of growth as the other three regions in terms of high school students graduating. It is also interesting to note that the Auburn Hills region is enjoying the largest number of graduating high school students in spite of the fact that both Pontiac Northern and Pontiac Central have shown tremendous drops in the number of students graduating.
- In terms of these recruiting regions, it should be noted that, while there seems to be a rather steady rate of graduating students enrolling at OCC, the Orchard Ridge region shows the lowest number of students choosing OCC. The reasons are not clear, but the results are consistent.

3

**Oakland Community College
2000 High School Penetration Report**

**Table 1
Alphabetized Listing**

Public High School	2000			Private High School	2000		
	HS Grads	Entering OCC	Percent		HS Grads	Entering OCC	Percent
Adams	458	46	10.0	Academy of Detroit	0	0	
Andover	245	9	3.7	Academy of Sacred Heart	34	1	2.9
Athens	436	48	11.0	Akiva Hebrew Day	16	1	6.3
Avondale	172	41	23.8	Bethany Christian	29	0	
Berkley	285	56	19.6	Bishop Foley	141	8	5.7
Brandon	217	30	13.8	Brother Rice	146	6	4.1
Clarkston	533	89	16.7	Cranbrook Kingswood	183	0	
Clawson	116	25	21.6	Detroit Country Day	141	0	
Dondero	211	41	19.4	Eton Academy	11	0	
Farmington	280	54	19.3	Franklin Road Christian	21	0	
Ferndale	206	38	18.4	Greater Life Academy	15	1	6.7
Groves	292	21	7.2	Highland Hills Christian Academy	3	0	
Harrison	302	48	15.9	Indianwood Christian	0	0	
Hazel Park	227	33	14.5	Lutheran NW High School	85	8	9.4
Holly	243	38	15.6	Marian	133	1	0.8
Kimball	336	56	16.7	Mercy	249	4	1.6
Lahser	220	21	9.5	Notre Dame Prep.(Pontiac/Oakland)	147	0	
Lake Orion	380	62	16.3	Novi Christian	30	0	
Lakeland	309	59	19.1	Oakland Christian School	54	5	9.3
Lamphere	116	35	30.2	Our Lady of the Lakes	55	14	25.5
Madison	100	12	12.0	Oxford Christian Academy	8	2	25.0
Milford	407	73	17.9	Pontiac Academy for Excellence	24	0	0.0
North Farmington	325	32	9.8	Roch Hls Christ. School	17	2	11.8
Novi	351	45	12.8	Roeper City & Country	56	0	
Oak Park	210	28	13.3	SAA Beth Jacob	20	0	
Oxford	279	47	16.8	Shrine	63	7	11.1
Pontiac Central	192	13	6.8	Southfield Christian	67	1	1.5
Pontiac Northern	202	17	8.4	Springfld Christ. Acad.	20	2	10.0
Rochester	475	85	17.9	St. Mary Prep.	81	12	14.8
Seaholm High School	248	23	9.3	Temple Christ. Academy	3	0	
South Lyon	400	46	11.5	West Highland Christian	10	0	
Southfield	287	39	13.6	Wixom Christian	6	0	
Southfield/Lathrup	288	37	12.8	Yeshivath Gedoloh	20	0	
Troy	522	59	11.3				
Walled Lake Central	375	64	17.1				
Walled Lake Western	430	77	17.9				
Waterford Kettering	318	53	16.7				
Waterford Mott	349	87	24.9				
West Bloomfield	464	57	12.3				
Subtotal - Public	11,806	1,744	14.8%	Subtotal - Private	1,888	75	4.0%
				Subtotal - Public	11,806	1,744	14.8%
				Subtotal - Private	1,888	75	4.0%
				Total	13,694	1,819	13.3%

**Oakland Community College
2000 High School Penetration Report**

**Table 2
Top Five High Schools**

4

**Table 2.a.
2000 Schools with the Largest Number of Graduates**

<u>High School</u>	<u>2000 HS Grads</u>
Clarkston	533
Troy	522
Rochester	475
West Bloomfield	464
Adams	458

**Table 2.b.
2000 Schools with the Largest Number of Students
Sent to OCC**

<u>High School</u>	<u>2000 Entering OCC</u>
Clarkston	89
Waterford Mott	87
Rochester	85
Walled Lake Westerr	77
Milford	73

**Table 2.c.
2000 Schools with the Highest Penetration Rate**

<u>High School</u>	<u>2000 Penetration Rate</u>
Lamphere	30.2
Our Lady of the Lakes	25.5
Oxford Christian Academy	25.0
Waterford Mott	24.9
Avondale	23.8

**Oakland Community College
2000 High School Penetration Report**

**Table 3
Five Year Trend in High School Graduates**

5

**Table 3.a. Greatest Increase in Public High School Graduates
Five Year Percent Change**

High School	1996 HS Grads	2000 HS Grads	Percent Change
South Lyon	243	400	64.6
Walled Lake Western	265	430	62.3
Oxford	180	279	55.0
Oak Park	143	210	46.9
Walled Lake Central	256	375	46.5

**Table 3.b. Greatest Increase of Students from Public Schools
that Entered OCC Five Percent Change**

High School	1996 Entered OCC	2000 Entering OCC	Percent Change
South Lyon	15	46	206.7
Farmington	26	54	107.7
Berkley	27	56	107.4
West Bloomfield	34	57	67.6
Lamphere	21	35	66.7

**Table 3.c. Greatest Increase in Penetration Rate from
Public Schools Five Year Percent Change**

High School	1996 Penetration Rate	2000 Penetration Rate	Percent Change
Lamphere	14.5	30.2	15.7
Farmington	9.6	19.3	9.7
Berkley	11.7	19.6	7.9
Avondale	17.3	23.8	6.6
South Lyon	6.2	11.5	5.3

**Table 3.d. Greatest Decrease in Public High School
Graduates Five Year Percent Change**

High School	1996 HS Grads	2000 HS Grads	Percent Change
Lamphere	145	116	-20.0
Lahser	263	220	-16.3
Seaholm High School	267	248	-7.1
Hazel Park	237	227	-4.2
Ferndale	214	206	-3.7

**Table 3.e. Greatest Decrease of Students from Public
Schools that Entered OCC Five Year Percent Change**

High School	1996 Entered OCC	2000 Entering OCC	Percent Change
Pontiac Northern	32	17	-46.9
Madison	19	12	-36.8
Kimball	78	56	-28.2
Groves	29	21	-27.6
Ferndale	48	38	-20.8

**Table 3.f. Greatest Decrease in Penetration Rate from
Public Schools Five Year Percent Change**

High School	1996 Penetration Rate	2000 Penetration Rate	Percent Change
Walled Lake Central	27.7	17.1	-10.7
Kimball	26.2	16.7	-9.5
Madison	21.3	12.0	-9.3
Pontiac Northern	17.6	8.4	-9.2
Dondero	25.1	19.4	-5.7

Source: OCC, Office of Institutional Research

Oakland Community College
2000 High School Penetration Report

Table 4
Ten Year Trend in High School Graduates

6

**Table 4.a. Greatest Increase in Public High School Graduates
Ten Year Percent Change**

High School	1991 HS Grads	2000 HS Grads	Percent Change
Harrison	171	302	76.6
Walled Lake Western	295	430	45.8
Rochester	327	475	45.3
Clarkston	372	533	43.3
Milford	287	407	41.8

**Table 4.d. Greatest Decrease in Public High School Graduates
Ten Year Percent Change**

High School	1991 HS Grads	2000 HS Grads	Percent Change
Pontiac Northern	326	202	-38.0
Pontiac Central	301	192	-36.2
Clawson	152	116	-23.7
Madison	130	100	-23.1
Seaholm High School	305	248	-18.7

**Table 4.b. Greatest Increase of Students from Public Schools that
Entered OCC Ten Year Percent Change**

High School	1991 Entered OCC	2000 Entering OCC	Percent Change
South Lyon	24	46	91.7
Ferndale	20	38	90.0
Holly	22	38	72.7
Lamphere	23	35	52.2
Troy	42	59	40.5

**Table 4.e. Greatest Decrease of Students from Public Schools
that Entered OCC Ten Year Percent Change**

High School	1991 Entered OCC	2000 Entering OCC	Percent Change
Pontiac Central	27	13	-51.9
Pontiac Northern	34	17	-50.0
Madison	21	12	-42.9
Athens	74	48	-35.1
Waterford Kettering	80	53	-33.8

**Table 4.c. Greatest Increase in Penetration Rate from Public Schools
Ten Year Percent Change**

High School	1991 Penetration Rate	2000 Penetration Rate	Percent Change
Lamphere	16.8	30.2	13.4
Ferndale	8.8	18.4	9.7
Clawson	13.2	21.6	8.4
Holly	10.1	15.6	5.5
Waterford Mott	20.2	24.9	4.7

**Table 4.f. Greatest Decrease in Penetration Rate from Public
Schools Ten Year Percent Change**

High School	1991 Penetration Rate	2000 Penetration Rate	Percent Change
Athens	19.7	11.0	-8.7
Harrison	24.6	15.9	-8.7
Kimball	24.9	16.7	-8.2
Waterford Kettering	23.1	16.7	-6.5
Rochester	24.2	17.9	-6.3

Source: OCC, Office of Institutional Research

Oakland Community College
2000 High School Penetration Report
Table 5 Public Schools - 5 and 10 Year Percent Change

7

Public High School	2000			5-year Percent Change			10-year Percent Change		
	High School Grads	Entering OCC	Percent	High School Grads 1996	Entered OCC	Absolute Percent	High School Grads 1991	Entered OCC	Absolute Percent
Adams	458	46	10.0	409	44	10.8	403	61	15.1
Andover	245	9	3.7	197	8	4.1	241	11	4.6
Athens	436	48	11.0	360	54	15.0	376	74	19.7
Avondale	172	41	23.8	168	29	17.3	163	37	22.7
Berkley	285	56	19.6	230	27	11.7	254	44	17.3
Brandon	217	30	13.8	161	31	19.3	167	33	19.8
Clarkston	533	89	16.7	401	80	20.0	372	69	18.5
Clawson	116	25	21.6	111	20	18.0	152	20	13.2
Dondero	211	41	19.4	175	44	25.1	203	37	18.2
Farmington	280	54	19.3	270	26	9.6	249	47	18.9
Ferndale	206	38	18.4	214	48	22.4	228	20	8.8
Groves	292	21	7.2	235	29	12.3	214	24	11.2
Harrison	302	48	15.9	229	35	15.3	171	42	24.6
Hazel Park	227	33	14.5	237	29	12.2	201	34	16.9
Holly	243	38	15.6	201	27	13.4	217	22	10.1
Kimball	336	56	16.7	298	78	26.2	261	65	24.9
Lahser	220	21	9.5	263	23	8.7	230	26	11.3
Lake Orion	380	62	16.3	272	50	18.4	305	58	19.0
Lakeland	309	59	19.1	245	48	19.6	253	56	22.1
Lamphere	116	35	30.2	145	21	14.5	137	23	16.8
Madison	100	12	12.0	89	19	21.3	130	21	16.2
Milford	407	73	17.9	341	47	13.8	287	67	23.3
North Farmington	325	32	9.8	242	36	14.9	278	43	15.5
Novi	351	45	12.8	285	28	9.8	256	48	18.8
Oak Park	210	28	13.3	143	18	12.6	180	20	11.1
Oxford	279	47	16.8	180	35	19.4	179	38	21.2
Pontiac Central	192	13	6.8	171	9	5.3	301	27	9.0
Pontiac Northern	202	17	8.4	182	32	17.6	326	34	10.4
Rochester	475	85	17.9	401	61	15.2	327	79	24.2
Seaholm High School	248	23	9.3	267	16	6.0	305	33	10.8
South Lyon	400	46	11.5	243	15	6.2	257	24	9.3
Southfield	287	39	13.6	287	46	16.0	327	46	14.1
Southfield/Lathrup	288	37	12.8	269	33	12.3	300	34	11.3
Troy	522	59	11.3	435	60	13.8	402	42	10.4
Walled Lake Central	375	64	17.1	256	71	27.7	276	50	18.1
Walled Lake Western	430	77	17.9	265	55	20.8	295	70	23.7
Waterford Kettering	318	53	16.7	234	43	18.4	346	80	23.1
Waterford Mott	349	87	24.9	253	67	26.5	317	64	20.2
West Bloomfield	464	57	12.3	347	34	9.8	330	47	14.2
Total - Public	11,806	1,744	14.8	9,711	1,476	15.2	10,216	1,670	16.3

Source: OCC, Office of Institutional Research

Oakland Community College
2000 High School Penetration Report
Table 6 Private Schools - 5 and 10 Year Percent Change

∞

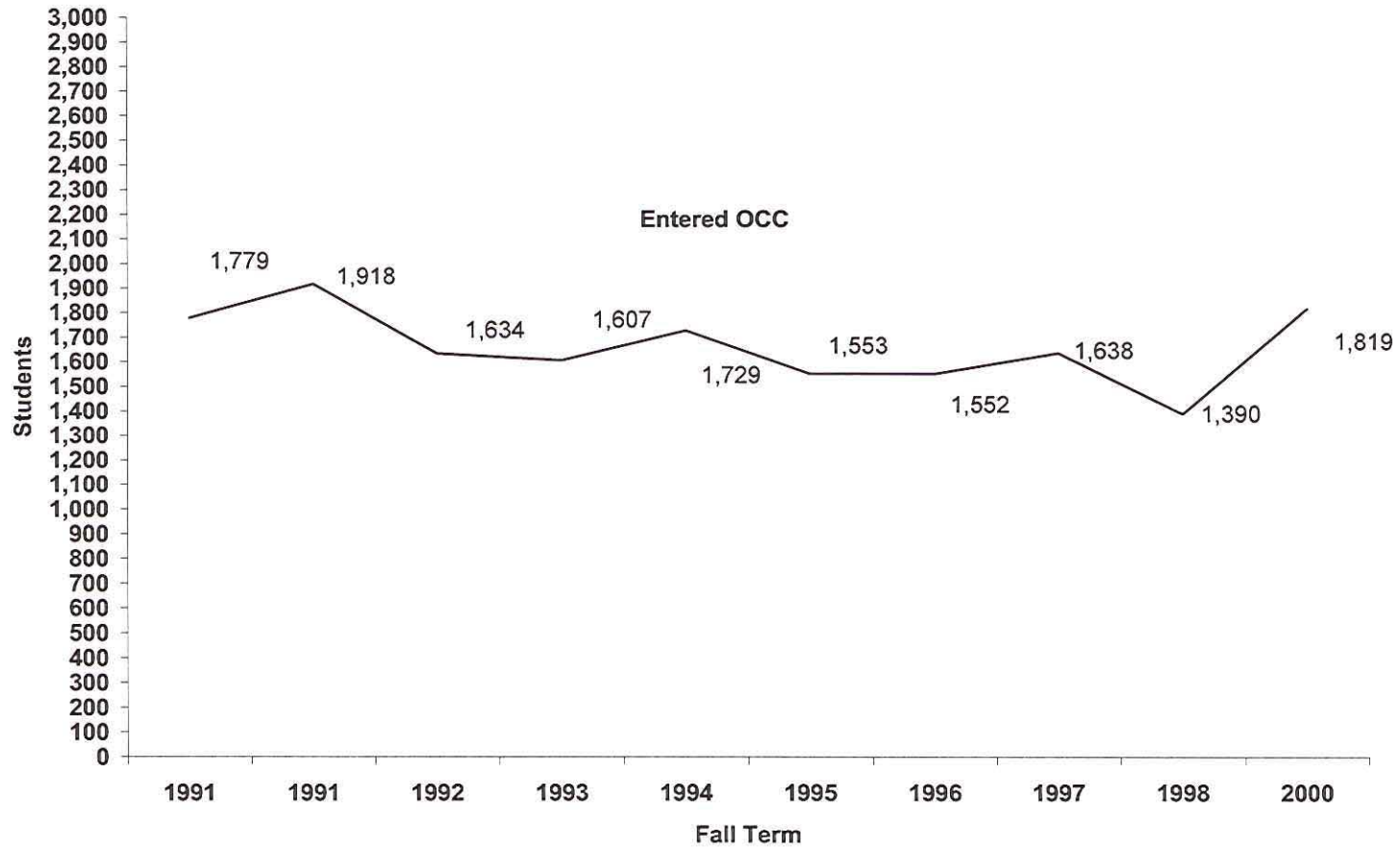
Private High School	2000			5-year Percent Change			10-year Percent Change		
	High School Grads	Entering OCC	Percent	High School Grads 1996	Entered OCC	Absolute Percent	High School Grads 1991	Entered OCC	Absolute Percent
Academy of Sacred Heart	34	1	2.9	22	1	4.5	20	0	
Akiva Hebrew Day	16	1	6.3	0	0		9	0	
Bethany Christian	29	0		16	1	6.3	27	0	
Bishop Foley	141	8	5.7	174	13	7.5	207	22	10.6
Brother Rice	146	6	4.1	147	2	1.4	161	11	6.8
Cranbrook Kingswood	183	0		178	1	0.6	172	0	
Detroit Country Day	141	0		140	0		123	1	0.8
Eton Academy	11	0		13	0		15	0	
Franklin Road Christian	21	0		0	0		0	0	
Greater Life Academy	15	1	6.7	7	3	42.9	7	3	42.9
Highland Hills Christian Academy	3	0		0	0		0	0	
Indianwood Christian	0	0		6	1	16.7	5	0	
Lutheran NW High School	85	8	9.4	59	3	5.1	60	8	13.3
Marian	133	1	0.8	109	1	0.9	142	15	10.6
Mercy	249	4	1.6	192	1	0.5	179	4	2.2
Pontiac Academy for Excellence (for	24	0		0	0		0	0	
Notre Dame Prep.(Pontiac/Oakland)	147	0		30	4	13.3	43	2	4.7
Novi Christian	30	0		0	0		0	0	
Oakland Christian School	54	5	9.3	31	11	35.5	39	19	48.7
Our Lady of the Lakes	55	14	25.5	58	8	13.8	53	6	11.3
Oxford Christian Academy	8	2	25.0	11	3	27.3	7	0	
Roch Hls Christ. School	17	2	11.8	10	2	20.0	15	2	13.3
Roeper City & Country	56	0		40	0		20	0	
SAA Beth Jacob	20	0		20	0		16	0	
Shrine	63	7	11.1	60	6	10.0	120	2	1.7
Southfield Christian	67	1	1.5	5	5	100.0	63	10	15.9
Springfld Christ. Acad.	20	2	10.0	21	5	23.8	17	1	5.9
St. Mary Prep.	81	12	14.8	58	4	6.9	41	3	7.3
Temple Christ. Academy	3	0		7	2	28.6	1	0	
West Highland Christian	10	0		5	0		10	0	
Wixom Christian	6	0		0	0		0	0	
Yeshivath Gedoloh	20	0		0	0		9	0	
Total - Private	1,888	75	4.0	1,419	77	5.4	1,581	109	6.9

Source: OCC, Office of Institutional Research

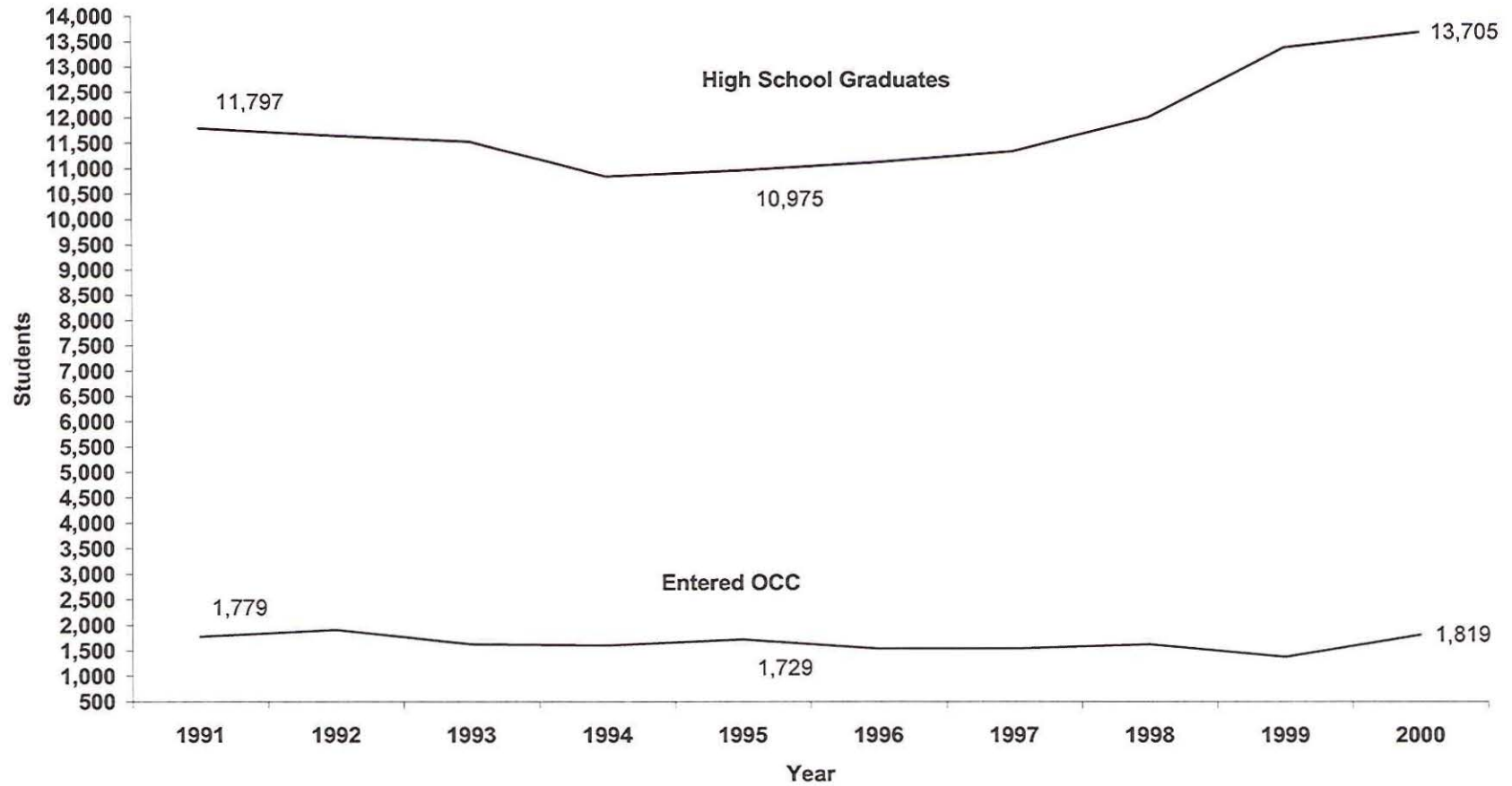
Oakland Community College
2000 High School Penetration Report
Figure 1, Trend in High School Graduates
(1991-2000)



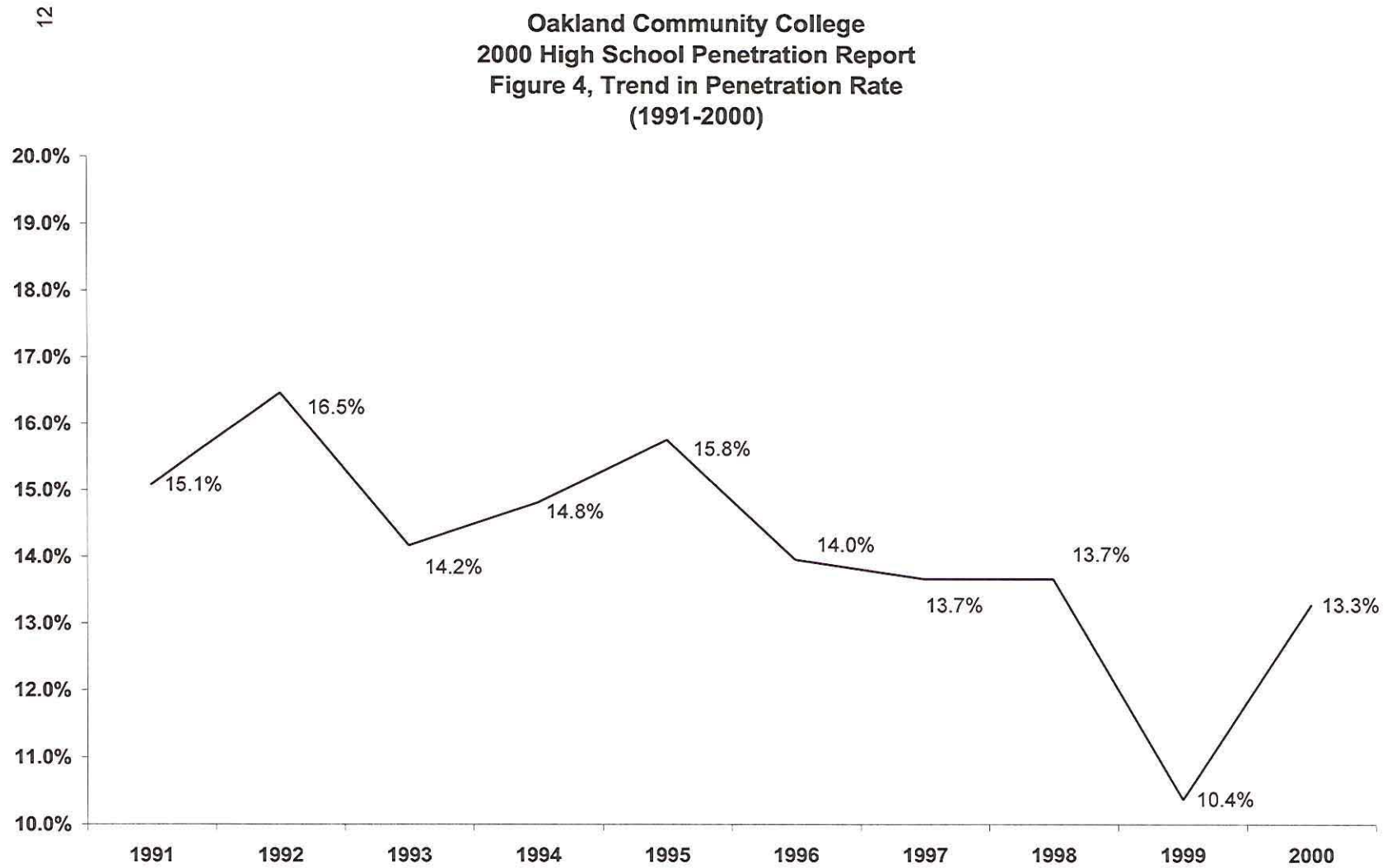
Oakland Community College
2000 High School Penetration Report
Figure 2, Trend in High School Graduates Entering OCC
(1991-2000)



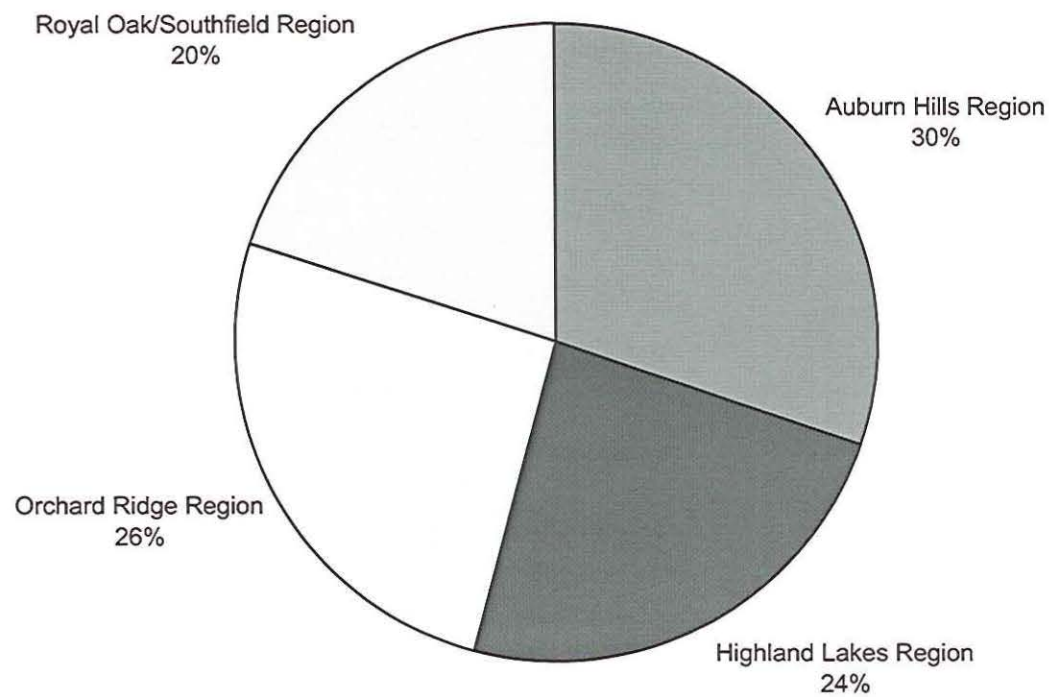
Oakland Community College
2000 High School Penetration Report
Figure 3, Comparison Between High School Graduates and Those Entering OCC
(1991-2000)



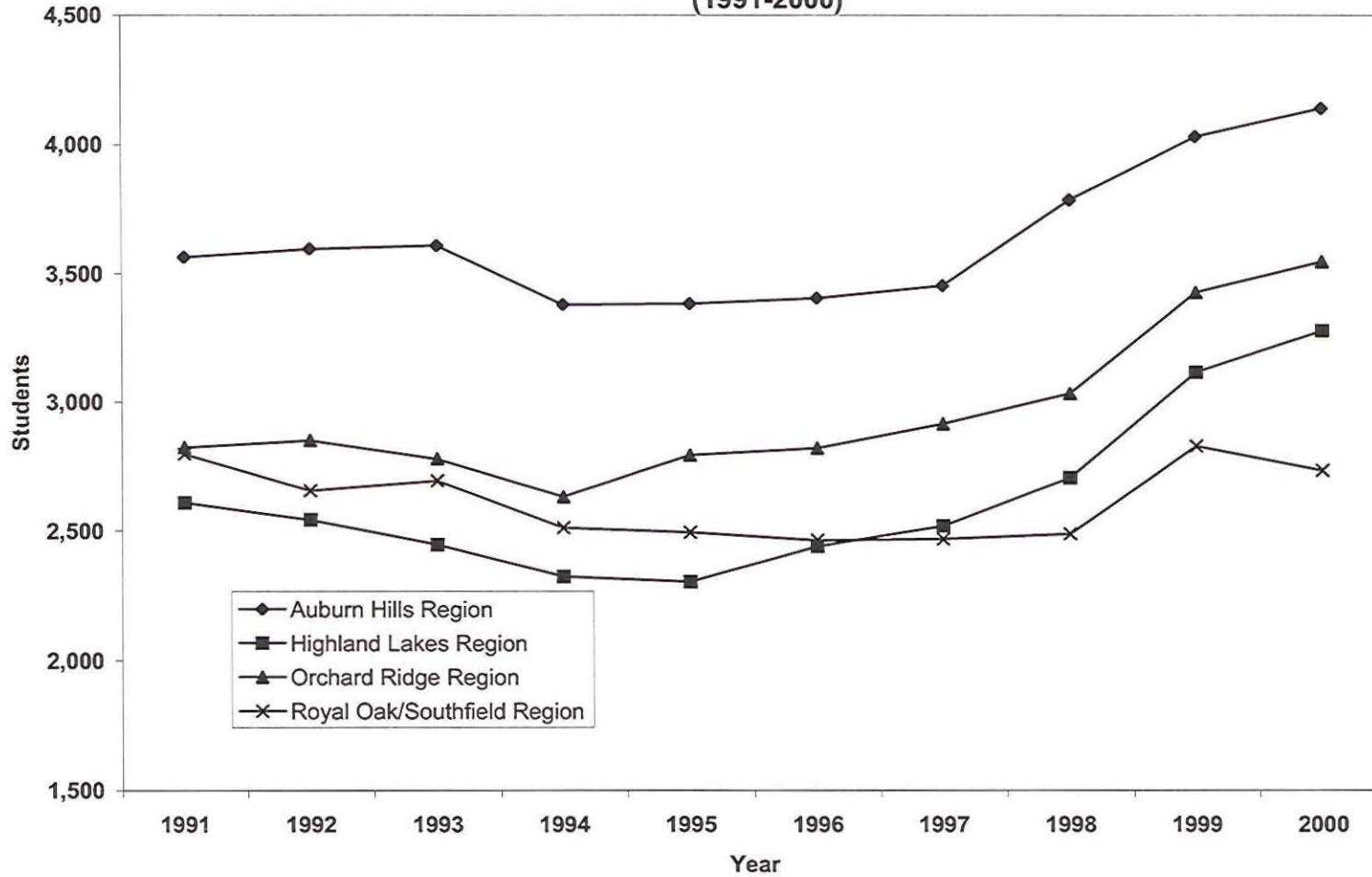
Oakland Community College
2000 High School Penetration Report
Figure 4, Trend in Penetration Rate
(1991-2000)



**Oakland Community College
2000 High School Penetration Report
Figure 5, Percent of High School Graduates by OCC Recruiting Region**

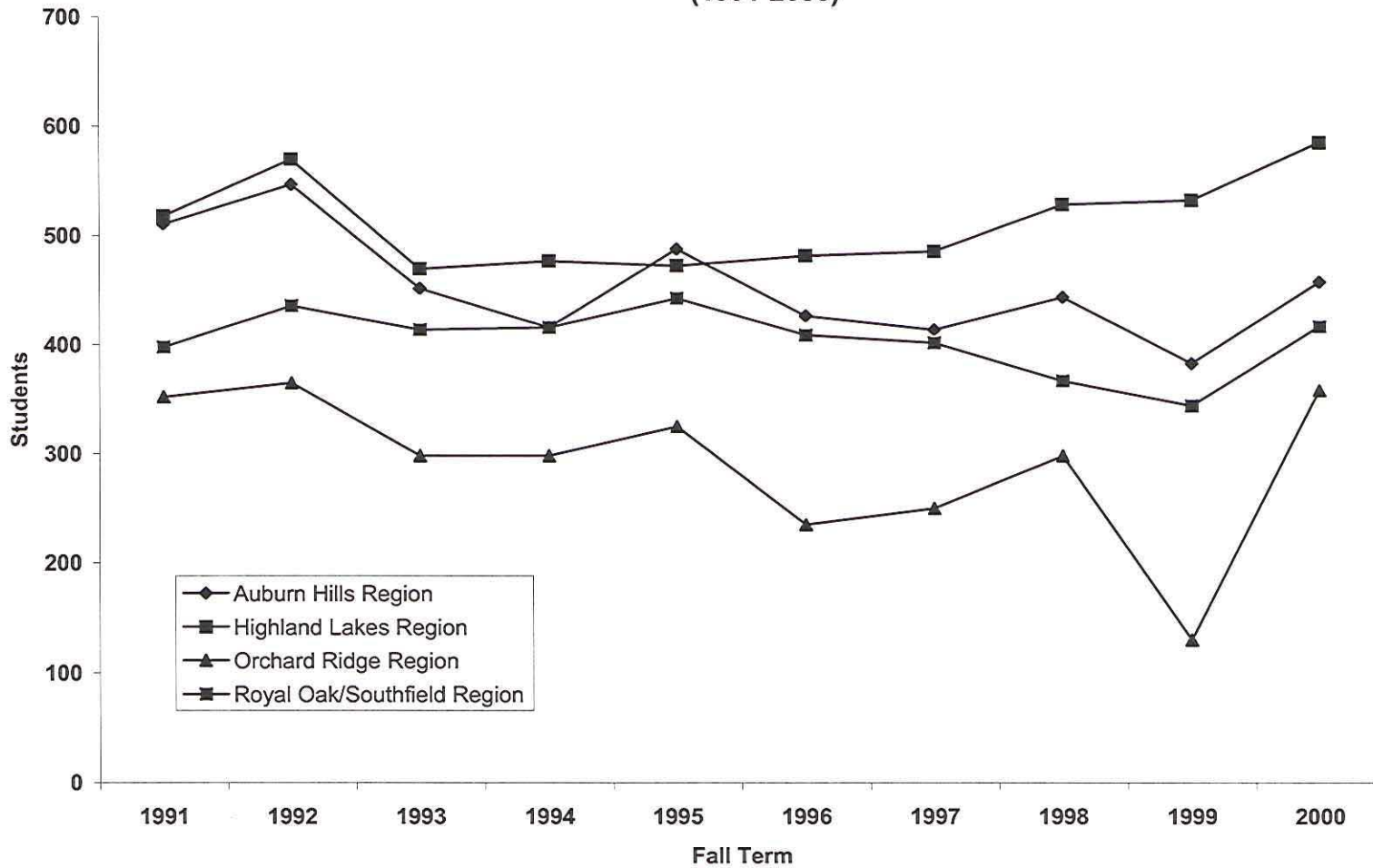


Oakland Community College
2000 High School Penetration Report
Figure 6, Trend in High School Graduates by OCC Recruiting Region
(1991-2000)



Source: OCC, Office of Institutional Research

Oakland Community College
2000 High School Penetration Report
Figure 7, Trend in High School Graduates Entering OCC by Recruiting Region
(1991-2000)



Frequencies

Fall 2000

Statistics

		PREVCMP	CURRCMP	CMPAH	CMPDO	CMPHL	CMPOR
N	Valid	3912	3912	3912	3912	3912	3912
	Missing	0	0	0	0	0	0

Statistics

		CMPRO	CMPSF
N	Valid	3912	3912
	Missing	0	0

Frequency Table

PREVCMP

		Frequency	Percent	Valid Percent	Cumulative Percent
Valid		3897	99.6	99.6	99.6
	AH	1	.0	.0	99.6
	HL	5	.1	.1	99.8
	OR	3	.1	.1	99.8
	SE	6	.2	.2	100.0
	Total	3912	100.0	100.0	

CURRCMP

		Frequency	Percent	Valid Percent	Cumulative Percent
Valid	AH	1116	28.5	28.5	28.5
	HL	784	20.0	20.0	48.6
	OR	972	24.8	24.8	73.4
	SE	1040	26.6	26.6	100.0
	Total	3912	100.0	100.0	

CMPAH

		Frequency	Percent	Valid Percent	Cumulative Percent
Valid	0	2625	67.1	67.1	67.1
	1	398	10.2	10.2	77.3
	2	294	7.5	7.5	84.8
	3	252	6.4	6.4	91.2
	4	307	7.8	7.8	99.1
	5	34	.9	.9	99.9
	6	1	.0	.0	100.0
	40	1	.0	.0	100.0
	Total	3912	100.0	100.0	

1287

CMPDO

	Frequency	Percent	Valid Percent	Cumulative Percent
Valid 0	3912	100.0	100.0	100.0

0

CMPHL

	Frequency	Percent	Valid Percent	Cumulative Percent
Valid 0	3136	80.2	80.2	80.2
1	246	6.3	6.3	86.5
2	169	4.3	4.3	90.8
3	185	4.7	4.7	95.5
4	160	4.1	4.1	99.6
5	16	.4	.4	100.0
Total	3912	100.0	100.0	

776

CMPOR

	Frequency	Percent	Valid Percent	Cumulative Percent
Valid 0	2674	68.4	68.4	68.4
1	377	9.6	9.6	78.0
2	271	6.9	6.9	84.9
3	250	6.4	6.4	91.3
4	297	7.6	7.6	98.9
5	39	1.0	1.0	99.9
7	1	.0	.0	99.9
8	3	.1	.1	100.0
Total	3912	100.0	100.0	

1238

CMPRO

	Frequency	Percent	Valid Percent	Cumulative Percent
Valid 0	3033	77.5	77.5	77.5
1	329	8.4	8.4	85.9
2	240	6.1	6.1	92.1
3	146	3.7	3.7	95.8
4	148	3.8	3.8	99.6
5	16	.4	.4	100.0
Total	3912	100.0	100.0	

879

4180 - due to overlap

268 incidents of overlapping campus among FTIACS

CMPSF

	Frequency	Percent	Valid Percent	Cumulative Percent
Valid 0	3563	91.1	91.1	91.1
1	173	4.4	4.4	95.5
2	107	2.7	2.7	98.2
3	53	1.4	1.4	99.6
4	14	.4	.4	99.9
5	2	.1	.1	100.0
Total	3912	100.0	100.0	

349

Frequencies

Statistics

PREVDEG

N	Valid	3912
	Missing	0

PREVDEG

	Frequency	Percent	Valid Percent	Cumulative Percent
Valid	2220	56.7	56.7	56.7
1	73	1.9	1.9	58.6
2	1073	27.4	27.4	86.0
3	491	12.6	12.6	98.6
4	33	.8	.8	99.4
A	6	.2	.2	99.6
B	12	.3	.3	99.9
M	4	.1	.1	100.0
Total	3912	100.0	100.0	

2

Use to Select First Time In Any College Students (FTIACs):

**Delete those who are NOT SELECTED:

USE ALL.

```
COMPUTE filter_$=credreg > 0 and prevsess = ' ' and  
(tcoll1 = ' ' or tcoll1 = '1943' or tcoll1 = '1944' or tcoll1 = '1945' or  
 tcoll1 = '1946' or tcoll1 = '1947' or tcoll1 = '1948' or tcoll1 = '1949' or  
 tcoll1 = '1950' or tcoll1 = '1951' or tcoll1 = '1952' or tcoll1 = '1953') and tcoll2 = ' ' and tcoll3 = ' ' and tcoll4 = ' ' and curric  
~= 'GUE' and curric ~= 'HSG'.
```

```
VARIABLE LABEL filter_$ "credreg > 0 and tcoll1 = ' ' or tcoll1 = '1943' or tcoll1 = '1944' or tcoll1 = "+  
" '1945' or tcoll1 = '1946' or tcoll1 = '1947' or tcoll1 = '194... (FILTER)".
```

```
FORMAT filter_$ (f1.0).
```

```
FILTER BY filter_$.
```

```
EXECUTE .
```

Frequencies

Statistics

	PREVCMP	CURRCMP	CMPAH	CMP
N Valid	3876	3876	3876	
Missing	0	0	0	

Statistics

	CMPRO	CMPSF
N Valid	3876	3876
Missing	0	0

Fall 101

**Get High School*

*Info **

**Call Enrollment Services*

Frequency Table

PREVCMP

	Frequency	Percent	Valid Percent	Cumulative Percent
Valid	3858	99.5	99.5	99.5
AH	3	.1	.1	99.6
HL	3	.1	.1	99.7
OR	4	.1	.1	99.8
SE	8	.2	.2	100.0
Total	3876	100.0	100.0	

CURRCMP

	Frequency	Percent	Valid Percent	Cumulative Percent
Valid AH	1131	29.2	29.2	29.2
HL	803	20.7	20.7	49.9
OR	893	23.0	23.0	72.9
SE	1049	27.1	27.1	100.0
Total	3876	100.0	100.0	

SE: Southfield and Royal Oak comprise Southeast campus network.

CMPAH

	Frequency	Percent	Valid Percent	Cumulative Percent
Valid 0	2612	67.4	67.4	67.4
1	365	9.4	9.4	76.8
2	267	6.9	6.9	83.7
3	301	7.8	7.8	91.5
4	297	7.7	7.7	99.1
5	32	.8	.8	99.9
6	2	.1	.1	100.0
Total	3876	100.0	100.0	

1264

CMPDO

	Frequency	Percent	Valid Percent	Cumulative Percent
Valid 0	3876	100.0	100.0	100.0

CMPHL

	Frequency	Percent	Valid Percent	Cumulative Percent
Valid 0	3088	79.7	79.7	79.7
1	249	6.4	6.4	86.1
2	153	3.9	3.9	90.0
3	169	4.4	4.4	94.4
4	199	5.1	5.1	99.5
5	18	.5	.5	100.0
Total	3876	100.0	100.0	

788

CMPOR

	Frequency	Percent	Valid Percent	Cumulative Percent
Valid 0	2696	69.6	69.6	69.6
1	368	9.5	9.5	79.1
2	266	6.9	6.9	85.9
3	281	7.2	7.2	93.2
4	230	5.9	5.9	99.1
5	31	.8	.8	99.9
6	2	.1	.1	99.9
7	2	.1	.1	100.0
Total	3876	100.0	100.0	

1180

CMPRO

	Frequency	Percent	Valid Percent	Cumulative Percent
Valid 0	2979	76.9	76.9	76.9
1	359	9.3	9.3	86.1
2	218	5.6	5.6	91.7
3	179	4.6	4.6	96.4
4	127	3.3	3.3	99.6
5	12	.3	.3	99.9
6	2	.1	.1	100.0
Total	3876	100.0	100.0	

897

CMPSF

	Frequency	Percent	Valid Percent	Cumulative Percent
Valid 0	3509	90.5	90.5	90.5
1	194	5.0	5.0	95.5
2	116	3.0	3.0	98.5
3	46	1.2	1.2	99.7
4	11	.3	.3	100.0
Total	3876	100.0	100.0	

367

Frequencies

Statistics

PREVDEG

N	Valid	3876
	Missing	0

PREVDEG

	Frequency	Percent	Valid Percent	Cumulative Percent
Valid	3592	92.7	92.7	92.7
1	7	.2	.2	92.9
2	71	1.8	1.8	94.7
3	203	5.2	5.2	99.9
4	2	.1	.1	100.0
B	1	.0	.0	100.0
Total	3876	100.0	100.0	

Frequencies

Fall '99

Statistics

		PREVCMP	CURRCMP	CMPAH	CMPDO	CMPHL	CMPOR	CMPRO
N	Valid	3757	3757	3757	3757	3757	3757	3757
	Missing	0	0	0	0	0	0	0

Statistics

		CMPSF	PREVDEG
N	Valid	3757	3757
	Missing	0	0

Frequency Table

PREVCMP

		Frequency	Percent	Valid Percent	Cumulative Percent
Valid		3724	99.1	99.1	99.1
	AH	8	.2	.2	99.3
	DO	1	.0	.0	99.4
	HL	6	.2	.2	99.5
	OR	8	.2	.2	99.7
	SE	10	.3	.3	100.0
	Total	3757	100.0	100.0	

CURRCMP

		Frequency	Percent	Valid Percent	Cumulative Percent
Valid	AH	1138	30.3	30.3	30.3
	HL	715	19.0	19.0	49.3
	OR	892	23.7	23.7	73.1
	SE	1012	26.9	26.9	100.0
	Total	3757	100.0	100.0	

CMPAH

		Frequency	Percent	Valid Percent	Cumulative Percent
Valid	0	2501	66.6	66.6	66.6
	1	409	10.9	10.9	77.5
	2	287	7.6	7.6	85.1
	3	271	7.2	7.2	92.3
	4	265	7.1	7.1	99.4
	5	24	.6	.6	100.0
	Total	3757	100.0	100.0	

125p

CMPDO

	Frequency	Percent	Valid Percent	Cumulative Percent
Valid 0	3757	100.0	100.0	100.0

CMPHL

	Frequency	Percent	Valid Percent	Cumulative Percent
Valid 0	3019	80.4	80.4	80.4
1	227	6.0	6.0	86.4
2	177	4.7	4.7	91.1
3	171	4.6	4.6	95.7
4	143	3.8	3.8	99.5
5	16	.4	.4	99.9
6	1	.0	.0	99.9
8	3	.1	.1	100.0
Total	3757	100.0	100.0	

738

CMPOR

	Frequency	Percent	Valid Percent	Cumulative Percent
Valid 0	2656	70.7	70.7	70.7
1	322	8.6	8.6	79.3
2	277	7.4	7.4	86.6
3	247	6.6	6.6	93.2
4	207	5.5	5.5	98.7
5	38	1.0	1.0	99.7
6	4	.1	.1	99.8
7	5	.1	.1	100.0
8	1	.0	.0	100.0
Total	3757	100.0	100.0	

1101

CMPRO

	Frequency	Percent	Valid Percent	Cumulative Percent
Valid 0	2865	76.3	76.3	76.3
1	364	9.7	9.7	85.9
2	223	5.9	5.9	91.9
3	181	4.8	4.8	96.7
4	112	3.0	3.0	99.7
5	12	.3	.3	100.0
Total	3757	100.0	100.0	

892

CMPSF

		Frequency	Percent	Valid Percent	Cumulative Percent
Valid	0	3410	90.8	90.8	90.8
	1	198	5.3	5.3	96.0
	2	99	2.6	2.6	98.7
	3	40	1.1	1.1	99.7
	4	10	.3	.3	100.0
	Total	3757	100.0	100.0	

327

PREVDEG

		Frequency	Percent	Valid Percent	Cumulative Percent
Valid		2152	57.3	57.3	57.3
	1	90	2.4	2.4	59.7
	2	1263	33.6	33.6	93.3
	3	153	4.1	4.1	97.4
	4	30	.8	.8	98.2
	A	16	.4	.4	98.6
	B	36	1.0	1.0	99.5
	M	17	.5	.5	100.0
	Total	3757	100.0	100.0	

3

**Oakland Community College
2000 High School Penetration Report**

**Table 1
Alphabetized Listing**

Public High School	2000			Private High School	2000		
	HS Grads	Entering OCC	Percent		HS Grads	Entering OCC	Percent
Clarkston	533	89	16.7	Our Lady of the Lakes	55	14	25.5
Waterford Mott	349	87	24.9	St. Mary Prep.	81	12	14.8
Rochester	475	85	17.9	Bishop Foley	141	8	5.7
Walled Lake Western	430	77	17.9	Lutheran NW High School	85	8	9.4
Milford	407	73	17.9	Shrine	63	7	11.1
Walled Lake Central	375	64	17.1	Brother Rice	146	6	4.1
Lake Orion	380	62	16.3	Oakland Christian School	54	5	9.3
Lakeland	309	59	19.1	Mercy	249	4	1.6
Troy	522	59	11.3	Oxford Christian Academy	8	2	25.0
West Bloomfield	464	57	12.3	Roch Hls Christ. School	17	2	11.8
Berkley	285	56	19.6	Springfld Christ. Acad.	20	2	10.0
Kimball	336	56	16.7	Academy of Sacred Heart	34	1	2.9
Farmington	280	54	19.3	Akiva Hebrew Day	16	1	6.3
Waterford Kettering	318	53	16.7	Greater Life Academy	15	1	6.7
Athens	436	48	11.0	Marian	133	1	0.8
Harrison	302	48	15.9	Southfield Christian	67	1	1.5
Oxford	279	47	16.8	Academy of Detroit	0	0	
Adams	458	46	10.0	Bethany Christian	29	0	
South Lyon	400	46	11.5	Cranbrook Kingswood	183	0	
Novi	351	45	12.8	Detroit Country Day	141	0	
Avondale	172	41	23.8	Eton Academy	11	0	
Dondero	211	41	19.4	Franklin Road Christian	21	0	
Southfield	287	39	13.6	Highland Hills Christian Academy	3	0	
Ferndale	206	38	18.4	Indianwood Christian	0	0	
Holly	243	38	15.6	Notre Dame Prep.(Pontiac/Oakland)	147	0	
Southfield/Lathrup	288	37	12.8	Novi Christian	30	0	
Lamphere	116	35	30.2	Pontiac Academy for Excellence	24	0	0.0
Hazel Park	227	33	14.5	Roeper City & Country	56	0	
North Farmington	325	32	9.8	SAA Beth Jacob	20	0	
Brandon	217	30	13.8	Temple Christ. Academy	3	0	
Oak Park	210	28	13.3	West Highland Christian	10	0	
Clawson	116	25	21.6	Wixom Christian	6	0	
Seaholm High School	248	23	9.3	Yeshivath Gedoloh	20	0	
Groves	292	21	7.2				
Lahser	220	21	9.5				
Pontiac Northern	202	17	8.4				
Pontiac Central	192	13	6.8				
Madison	100	12	12.0				
Andover	245	9	3.7				
Subtotal - Public	11,806	1,744	14.8%	Subtotal - Private	1,888	75	4.0%
				Subtotal - Public	11,806	1,744	14.8%
				Subtotal - Private	1,888	75	4.0%
				13,694	1,819	13.3%	

Oakland Community College
Oakland County High Schools From Which OCC Students Graduate
Ranked by Number Entering OCC -- 2000

2000

HS Code	Recruiting Region	Public/Private	HS Name	HS Grads	Entered OCC	Percent
63070	HL	P	Clarkston	533	89	16.7
63292	HL	P	Waterford Mott	349	87	24.9
63240	AH	P	Rochester	475	85	17.9
63281	HL	P	Walled Lake Western	430	77	17.9
63150	HL	P	Milford	407	73	17.9
63280	HL	P	Walled Lake Central	375	64	17.1
63160	AH	P	Lake Orion	380	62	16.3
63151	HL	P	Lakeland	309	59	19.1
63270	AH	P	Troy	522	59	11.3
63300	OR	P	West Bloomfield	464	57	12.3
63251	RO/SF	P	Kimball	336	56	16.7
63020	RO/SF	P	Berkley	285	56	19.6
63100	OR	P	Farmington	280	54	19.3
63290	HL	P	Waterford Kettering	318	53	16.7
63268	AH	P	Athens	436	48	11.0
63102	OR	P	Harrison	302	48	15.9
63220	AH	P	Oxford	279	47	16.8
63241	AH	P	Adams	458	46	10.0
63180	OR	P	South Lyon	400	46	11.5
63200	OR	P	Novi	351	45	12.8
63010	AH	P	Avondale	172	41	23.8
63250	RO/SF	P	Dondero	211	41	19.4
63260	RO/SF	P	Southfield	287	39	13.6
63140	HL	P	Holly	243	38	15.6
63110	RO/SF	P	Ferndale	206	38	18.4
63261	RO/SF	P	Southfield/Lathrup	288	37	12.8
63170	RO/SF	P	Lamphere	116	35	30.2
63130	RO/SF	P	Hazel Park	227	33	14.5
63101	OR	P	North Farmington	325	32	9.8
63050	HL	P	Brandon	217	30	13.8
63210	RO/SF	P	Oak Park	210	28	13.3
63080	RO/SF	P	Clawson	116	25	21.6
63031	OR	P	Seaholm High School	248	23	9.3
63041	AH	P	Lahser	220	21	9.5
63030	OR	P	Groves	292	21	7.2
63231	AH	P	Pontiac Northern	202	17	8.4
63600	HL	V	Our Lady of the Lakes	55	14	25.5
63230	AH	P	Pontiac Central	192	13	6.8
63190	RO/SF	P	Madison	100	12	12.0
63640	OR	V	St. Mary Prep.	81	12	14.8
63040	OR	P	Andover	245	9	3.7
63505	RO/SF	V	Bishop Foley	141	8	5.7
63586	AH	V	Lutheran NW High School	85	8	9.4
63670	RO/SF	V	Shrine	63	7	11.1
63520	OR	V	Brother Rice	146	6	4.1

2000

HS Code	Recruiting Region	Public/Pr iVate		HS Grads	Entered OCC	Percent
63612	AH	V	Oakland Christian School	54	5	9.3
63595	OR	V	Mercy	249	4	1.6
63616	AH	V	Roch Hls Christ. School	17	2	11.8
63680	HL	V	Springfld Christ. Acad.	20	2	10.0
63614	AH	V	Oxford Christian Academy	8	2	25.0
63576	AH	V	Greater Life Academy	15	1	6.7
63590	OR	V	Marian	133	1	0.8
63535	RO/SF	V	Southfield Christian	67	1	1.5
63530	AH	V	Academy of Sacred Heart	34	1	2.9
63501	RO/SF	V	Akiva Hebrew Day	16	1	6.3
63615	AH	V	Notre Dame Prep.(Pontiac/Oakland)	147	0	0.0
63618	AH	V	Roeper City & Country	56	0	0.0
63540	AH	V	Cranbrook Kingswood	183	0	0.0
63503	AH	V	Bethany Christian	29	0	0.0
63550	AH	V	Detroit Country Day	141	0	0.0
63502	RO/SF	V	SAA Beth Jacob	20	0	0.0
63690	RO/SF	V	Temple Christ. Academy	3	0	0.0
63697	HL	V	West Highland Christian	10	0	0.0
63750	RO/SF	V	Yeshivath Gedoloh	20	0	0.0
	OR	V	Novi Christian	30		0.0
	AH	V	Eton Academy	11		0.0
63578	AH	V	Indianwood Christian			#DIV/0!

Oakland Community College
Oakland County High Schools From Which OCC Students Graduate
Ranked by Number Entering OCC -- 1999

1999

Recruiting Region	Public/Private	HS	HS		
			Grads	Entered OCC	Percent
AH	P	Rochester	520	99	19.0
HL	P	Clarkston	450	84	18.7
HL	P	Waterford Kettering	388	76	19.6
HL	P	Milford	368	66	17.9
HL	P	Waterford Mott	279	64	22.9
HL	P	Walled Lake Central	315	64	20.3
RO/SF	P	Kimball	280	64	22.9
AH	P	Lake Orion	366	59	16.1
HL	P	Lakeland	347	50	14.4
RO/SF	P	Berkley	288	44	15.3
HL	P	Walled Lake Western	430	43	10.0
AH	P	Athens	460	43	9.3
AH	P	Avondale	219	42	19.2
HL	P	Holly	242	42	17.4
AH	P	Troy	467	41	8.8
RO/SF	P	Dondero	188	32	17.0
RO/SF	P	Southfield	299	31	10.4
RO/SF	P	Ferndale	203	30	14.8
HL	P	Brandon	188	30	16.0
OR	P	West Bloomfield	478	29	6.1
RO/SF	P	Southfield/Lathrup	292	29	9.9
RO/SF	P	Hazel Park	285	27	9.5
RO/SF	P	Lamphere	142	25	17.6
AH	P	Adams	534	24	4.5
RO/SF	P	Clawson	136	23	16.9
AH	P	Oxford	168	20	11.9
OR	P	Novi	349	16	4.6
RO/SF	P	Oak Park	176	16	9.1
OR	P	Harrison	243	15	6.2
OR	P	South Lyon	365	15	4.1
OR	P	Seaholm High School	309	14	4.5
AH	P	Pontiac Northern	182	13	7.1
HL	V	Our Lady of the Lakes	64	13	20.3
RO/SF	P	Madison	125	13	10.4
AH	P	Lahser	264	12	4.5
OR	P	Groves	232	11	4.7
AH	V	Oakland Christian School	55	9	16.4
OR	P	North Farmington	282	8	2.8
AH	P	Pontiac Central	164	8	4.9
OR	P	Farmington	350	6	1.7
RO/SF	V	Bishop Foley	159	5	3.1
OR	V	St. Mary Prep.	106	4	3.8
OR	P	Andover	186	4	2.2
AH	V	Lutheran NW High School	45	4	8.9
RO/SF	V	Shrine	69	4	5.8

1999

Recruiting Region	Public/Private	School Name	HS		
			Grads	Entered OCC	Percent
AH	V	Roch Hls Christ. School	16	4	25.0
OR	V	Brother Rice	163	3	1.8
OR	V	Mercy	204	2	1.0
AH	V	Greater Life Academy	8	2	25.0
OR	V	Novi Christian	30	2	
HL	V	Springfld Christ. Acad.	17	1	5.9
OR	V	Marian	129	1	0.8
RO/SF	V	Southfield Christian	76	1	1.3
AH	V	Academy of Sacred Heart	28	1	3.6
AH	V	Notre Dame Prep.(Pontiac/Oakland)	101	1	1.0
AH	V	Roeper City & Country	50	1	2.0
AH	V	Oxford Christian Academy	13	0	0.0
RO/SF	V	Akiva Hebrew Day	19	0	0.0
AH	V	Cranbrook Kingswood	178	0	0.0
AH	V	Bethany Christian	16	0	0.0
AH	V	Detroit Country Day	143	0	0.0
RO/SF	V	SAA Beth Jacob	18	0	0.0
RO/SF	V	Temple Christ. Academy	6	0	0.0
HL	V	West Highland Christian	11	0	0.0
RO/SF	V	Yeshivath Gedoloh	19	0	0.0
AH	V	Eton Academy	12	0	
AH	V	Indianwood Christian	0	0	0.0

Oakland Community College
Oakland County High Schools From Which OCC Students Graduate
Ranked by Number Entering OCC -- 1998

1998

Recruiting Region	Public/Private	HS Grads	Entered OCC	Percent	
HL	P	Walled Lake Central	310	77	24.8
HL	P	Clarkston	412	76	18.4
HL	P	Milford	357	74	20.7
AH	P	Lake Orion	340	70	20.6
AH	P	Athens	394	68	17.3
HL	P	Walled Lake Western	355	66	18.6
AH	P	Rochester	455	65	14.3
HL	P	Waterford Kettering	236	63	26.7
HL	P	Waterford Mott	290	59	20.3
RO/SF	P	Berkley	250	57	22.8
AH	P	Troy	460	56	12.2
OR	P	Farmington	248	54	21.8
RO/SF	P	Kimball	274	51	18.6
HL	P	Lakeland	258	47	18.2
OR	P	Harrison	238	47	19.7
OR	P	Novi	340	44	12.9
AH	P	Adams	406	43	10.6
RO/SF	P	Ferndale	204	42	20.6
RO/SF	P	Southfield/Lathrup	282	41	14.5
OR	P	West Bloomfield	355	37	10.4
AH	P	Avondale	172	35	20.3
AH	P	Oxford	280	33	11.8
HL	P	Holly	214	32	15.0
RO/SF	P	Lamphere	120	30	25.0
RO/SF	P	Southfield	245	29	11.8
HL	P	Brandon	190	27	14.2
OR	P	South Lyon	281	26	9.3
RO/SF	P	Dondero	180	25	13.9
AH	P	Pontiac Northern	211	23	10.9
OR	P	Groves	237	22	9.3
RO/SF	P	Clawson	108	21	19.4
RO/SF	P	Oak Park	171	21	12.3
OR	P	North Farmington	288	21	7.3
AH	P	Pontiac Central	180	21	11.7
RO/SF	P	Madison	112	19	17.0
RO/SF	P	Hazel Park	171	15	8.8
OR	P	Seaholm High School	236	14	5.9
AH	P	Lahser	216	12	5.6
OR	P	Andover	222	9	4.1
OR	V	St. Mary Prep.	107	8	7.5
OR	V	Mercy	195	8	4.1
HL	V	Our Lady of the Lakes	52	7	13.5
RO/SF	V	Bishop Foley	160	7	4.4
RO/SF	V	Shrine	80	7	8.8
AH	V	Oakland Christian School	48	6	12.5

Recruiting Region	Public/Private		HS Grads	Entered OCC	Percent
AH	V	Lutheran NW High School	49	4	8.2
OR	V	Brother Rice	144	4	2.8
OR	V	Marian	140	4	2.9
AH	V	Notre Dame Prep.(Pontiac/Oakland)	88	3	3.4
RO/SF	V	Southfield Christian	69	2	2.9
AH	V	Cranbrook Kingswood	192	2	1.0
AH	V	Roch Hls Christ. School	19	1	5.3
AH	V	Greater Life Academy	8	1	12.5
HL	V	Springfld Christ. Acad.	25	1	4.0
AH	V	Oxford Christian Academy	11	1	9.1
AH	V	Academy of Sacred Heart	19	0	0.0
AH	V	Roeper City & Country	54	0	0.0
RO/SF	V	Akiva Hebrew Day	10	0	0.0
AH	V	Bethany Christian	16	0	0.0
AH	V	Detroit Country Day	150	0	0.0
RO/SF	V	SAA Beth Jacob	27	0	0.0
RO/SF	V	Temple Christ. Academy	3	0	0.0
HL	V	West Highland Christian	7	0	0.0
RO/SF	V	Yeshivath Gedoloh	23	0	0.0
AH	V	Eton Academy	18	0	
AH	V	Indianwood Christian	0	0	0.0
OR	V	Novi Christian			

Frequencies

Statistics

HSCODE

N	Valid	1795
	Missing	0

HSCODE

		Frequency	Percent	Valid Percent	Cumulative Percent
Valid	010	48	2.7	2.7	2.7
	020	52	2.9	2.9	5.6
	030	23	1.3	1.3	6.9
	031	13	.7	.7	7.6
	040	16	.9	.9	8.5
	041	28	1.6	1.6	10.0
	050	30	1.7	1.7	11.7
	070	76	4.2	4.2	15.9
	080	29	1.6	1.6	17.5
	100	47	2.6	2.6	20.2
	101	19	1.1	1.1	21.2
	102	29	1.6	1.6	22.8
	110	38	2.1	2.1	25.0
	130	34	1.9	1.9	26.9
	140	32	1.8	1.8	28.6
	150	70	3.9	3.9	32.5
	151	53	3.0	3.0	35.5
	160	55	3.1	3.1	38.6
	170	21	1.2	1.2	39.7
	180	39	2.2	2.2	41.9
	190	28	1.6	1.6	43.5
	200	44	2.5	2.5	45.9
	210	30	1.7	1.7	47.6
	220	32	1.8	1.8	49.4
	230	25	1.4	1.4	50.8
	231	22	1.2	1.2	52.0
	240	75	4.2	4.2	56.2
	241	39	2.2	2.2	58.3
	250	30	1.7	1.7	60.0
	251	63	3.5	3.5	63.5
	260	22	1.2	1.2	64.7
	261	36	2.0	2.0	66.7
	268	53	3.0	3.0	69.7
	270	56	3.1	3.1	72.8
	280	69	3.8	3.8	76.7
	281	79	4.4	4.4	81.1
	290	54	3.0	3.0	84.1
	291	1	.1	.1	84.1
	292	83	4.6	4.6	88.7
	300	62	3.5	3.5	92.2
	495	1	.1	.1	92.3
	505	9	.5	.5	92.8

HSCODE

		Frequency	Percent	Valid Percent	Cumulative Percent
Valid	520	4	.2	.2	93.0
	530	1	.1	.1	93.0
	535	2	.1	.1	93.1
	540	1	.1	.1	93.2
	576	2	.1	.1	93.3
	586	7	.4	.4	93.7
	590	3	.2	.2	93.9
	595	6	.3	.3	94.2
	597	1	.1	.1	94.3
	600	18	1.0	1.0	95.3
	612	3	.2	.2	95.4
	614	3	.2	.2	95.6
	615	2	.1	.1	95.7
	616	4	.2	.2	95.9
	640	6	.3	.3	96.3
	670	1	.1	.1	96.3
	680	2	.1	.1	96.4
	975	62	3.5	3.5	99.9
	999	2	.1	.1	100.0
	Total	1795	100.0	100.0	

VLOOKUP

See Also

Searches for a value in the leftmost column of a table, and then returns a value in the same row from a column you specify in the table. Use VLOOKUP instead of HLOOKUP when your comparison values are located in a column to the left of the data you want to find.

Syntax

VLOOKUP(lookup_value,table_array,col_index_num,range_lookup)

Lookup_value is the value to be found in the first column of the array. Lookup_value can be a value, a reference, or a text string.

Table_array is the table of information in which data is looked up. Use a reference to a range or a range name, such as Database or List.

- If range_lookup is TRUE, the values in the first column of table_array must be placed in ascending order: ..., -2, -1, 0, 1, 2, ..., A-Z, FALSE, TRUE; otherwise VLOOKUP may not give the correct value. If range_lookup is FALSE, table_array does not need to be sorted.
- You can put the values in ascending order by choosing the **Sort** command from the **Data** menu and selecting **Ascending**.
- The values in the first column of table_array can be text, numbers, or logical values.
- Uppercase and lowercase text are equivalent.

Col_index_num is the column number in table_array from which the matching value must be returned. A col_index_num of 1 returns the value in the first column in table_array; a col_index_num of 2 returns the value in the second column in table_array, and so on. If col_index_num is less than 1, VLOOKUP returns the #VALUE! error value; if col_index_num is greater than the number of columns in table_array, VLOOKUP returns the #REF! error value.

Range_lookup is a logical value that specifies whether you want VLOOKUP to find an exact match or an approximate match. If TRUE or omitted, an approximate match is returned. In other words, if an exact match is not found, the next largest value that is less than lookup_value is returned. If FALSE, VLOOKUP will find an exact match. If one is not found, the error value #N/A is returned.

Remarks

- If VLOOKUP can't find lookup_value, and range_lookup is TRUE, it uses the largest value that is less than or equal to lookup_value.
- If lookup_value is smaller than the smallest value in the first column of table_array, VLOOKUP returns the #N/A error value.
- If VLOOKUP can't find lookup_value, and range_lookup is FALSE, VLOOKUP returns the #N/A value.

Examples

	A	B	C	D
1	Air at 1 atm pressure			
2	Density	Viscosity	Temp	
3	(kg/cubic m)	(kg/m²s)*1E+05	(degrees C)	
4	0.457	3.55	500	
5	0.525	3.25	400	
6	0.616	2.93	300	
7	0.675	2.75	250	
8	0.746	2.57	200	
9	0.835	2.38	150	
10	0.946	2.17	100	
11	1.09	1.95	50	
12	1.29	1.71	0	

On the preceding worksheet, where the range A4:C12 is named Range:

VLOOKUP (1, Range, 1, TRUE) equals 0.946

VLOOKUP (1, Range, 2) equals 2.17

VLOOKUP (1, Range, 3, TRUE) equals 100

VLOOKUP (.746, Range, 3, FALSE) equals 200

VLOOKUP (0.1, Range, 2, TRUE) equals #N/A, because 0.1 is less than the smallest value in column A

VLOOKUP (2, Range, 2, TRUE) equals 1.71

Lookup and Reference functions

ADDRESS Returns a reference as text to a single cell in a worksheet

AREAS Returns the number of areas in a reference

CHOOSE Chooses a value from a list of values

COLUMN Returns the column number of a reference

COLUMNS Returns the number of columns in a reference

HLOOKUP Looks in the top row of an array and returns the value of the indicated cell

HYPERLINK Creates a shortcut or jump that opens a document stored on a network server, an intranet, or the Internet

INDEX Uses an index to choose a value from a reference or array

INDIRECT Returns a reference indicated by a text value

LOOKUP Looks up values in a vector or array

MATCH Looks up values in a reference or array

OFFSET Returns a reference offset from a given reference

ROW Returns the row number of a reference

ROWS Returns the number of rows in a reference

TRANSPOSE Returns the transpose of an array

VLOOKUP Looks in the first column of an array and moves across the row to return the value of a cell

Additional resources

Oakland Community College 2000 High School Penetration Report

Table 1 Alphabetized Listing

Public High School	2000			Private High School	2000		
	HS Grads	Entering OCC	Percent		HS Grads	Entering OCC	Percent
Adams	458	46	10.0	Academy of Detroit	0	0	
Andover	245	9	3.7	Academy of Sacred Heart	34	1	2.9
Athens	436	48	11.0	Akiva Hebrew Day	16	1	6.3
Avondale	172	41	23.8	Bethany Christian	29	0	
Berkley	285	56	19.6	Bishop Foley	141	8	5.7
Brandon	217	30	13.8	Brother Rice	146	6	4.1
Clarkston	533	89	16.7	Cranbrook Kingswood	183	0	
Clawson	116	25	21.6	Detroit Country Day	141	0	
Dondero	211	41	19.4	Eton Academy	11	0	
Farmington	280	54	19.3	Franklin Road Christian	21	0	
Ferndale	206	38	18.4	Greater Life Academy	15	1	6.7
Groves	292	21	7.2	Highland Hills Christian Academy	3	0	
Harrison	302	48	15.9	Indianwood Christian	0	0	
Hazel Park	227	33	14.5	Lutheran NW High School	85	8	9.4
Holly	243	38	15.6	Marian	133	1	0.8
Kimball	336	56	16.7	Mercy	249	4	1.6
Lahser	220	21	9.5	Notre Dame Prep.(Pontiac/Oakland)	147	0	
Lake Orion	380	62	16.3	Novi Christian	30	0	
Lakeland	309	59	19.1	Oakland Christian School	54	5	9.3
Lamphere	116	35	30.2	Our Lady of the Lakes	55	14	25.5
Madison	100	12	12.0	Oxford Christian Academy	8	2	25.0
Milford	407	73	17.9	Pontiac Academy for Excellence	24	0	0.0
North Farmington	325	32	9.8	Roch Hls Christ. School	17	2	11.8
Novi	351	45	12.8	Roeper City & Country	56	0	
Oak Park	210	28	13.3	SAA Beth Jacob	20	0	
Oxford	279	47	16.8	Shrine	63	7	11.1
Pontiac Central	192	13	6.8	Southfield Christian	67	1	1.5
Pontiac Northern	202	17	8.4	Springfld Christ. Acad.	20	2	10.0
Rochester	475	85	17.9	St. Mary Prep.	81	12	14.8
Seaholm High School	248	23	9.3	Temple Christ. Academy	3	0	
South Lyon	400	46	11.5	West Highland Christian	10	0	
Southfield	287	39	13.6	Wixom Christian	6	0	
Southfield/Lathrup	288	37	12.8	Yeshivath Gedoloh	20	0	
Troy	522	59	11.3				
Walled Lake Central	375	64	17.1				
Walled Lake Western	430	77	17.9				
Waterford Kettering	318	53	16.7				
Waterford Mott	349	87	24.9				
West Bloomfield	464	57	12.3				
Subtotal - Public	11,806	1,744	14.8%	Subtotal - Private	1,888	75	4.0%
				Subtotal - Public	11,806	1,744	14.8%
				Subtotal - Private	1,888	75	4.0%
				Total	13,694	1,819	13.3%

Oakland Community College High School Penetration Report (Alphabetized Listing)

HS Code	Recruiting Region	Public/Private	HS Name	2000			1999			1998		
				HS Grads	Entered OCC	Percent	HS Grads	Entered OCC	Percent	HS Grads	Entered OCC	Percent
	RO/SF	V	Academy of Detroit				22					
63530	AH	V	Academy of Sacred Heart	34	1	2.9	28	1	3.6	19	0	0.0
63241	AH	P	Adams	458	46	10.0	534	24	4.5	406	43	10.6
63501	RO/SF	V	Akiva Hebrew Day	16	1	6.3	19	0	0.0	10	0	0.0
63040	OR	P	Andover	245	9	3.7	186	4	2.2	222	9	4.1
63268	AH	P	Athens	436	48	11.0	460	43	9.3	394	68	17.3
63010	AH	P	Avondale	172	41	23.8	219	42	19.2	172	35	20.3
63020	RO/SF	P	Berkley	285	56	19.6	288	44	15.3	250	57	22.8
63503	AH	V	Bethany Christian	29	0	0.0	16	0	0.0	16	0	0.0
63505	RO/SF	V	Bishop Foley	141	8	5.7	159	5	3.1	160	7	4.4
63050	HL	P	Brandon	217	30	13.8	188	30	16.0	190	27	14.2
63520	OR	V	Brother Rice	146	6	4.1	163	3	1.8	144	4	2.8
		V	Christian Leadership Academy	3		0.0						
63070	HL	P	Clarkston	533	89	16.7	450	84	18.7	412	76	18.4
63080	RO/SF	P	Clawson	116	25	21.6	136	23	16.9	108	21	19.4
63540	AH	V	Cranbrook Kingswood	183	0	0.0	178	0	0.0	192	2	1.0
63550	AH	V	Detroit Country Day	141	0	0.0	143	0	0.0	150	0	0.0
63250	RO/SF	P	Dondero	211	41	19.4	188	32	17.0	180	25	13.9
	AH	V	Eton Academy	11		0.0	12	0		18	0	
63100	OR	P	Farmington	280	54	19.3	350	6	1.7	248	54	21.8
63110	RO/SF	P	Ferndale	206	38	18.4	203	30	14.8	204	42	20.6
	RO/SF	V	Franklin Road Christian	21		0.0	26					
63576	AH	V	Greater Life Academy	15	1	6.7	8	2	25.0	8	1	12.5
63030	OR	P	Groves	292	21	7.2	232	11	4.7	237	22	9.3
63102	OR	P	Harrison	302	48	15.9	243	15	6.2	238	47	19.7
63130	RO/SF	P	Hazel Park	227	33	14.5	285	27	9.5	171	15	8.8
	HL	V	Highland Hills Christian Academy	3		0.0	9					
63140	HL	P	Holly	243	38	15.6	242	42	17.4	214	32	15.0
63578	AH	V	Indianwood Christian			#DIV/0!	0	0	0.0	0	0	0.0
63251	RO/SF	P	Kimball	336	56	16.7	280	64	22.9	274	51	18.6
63041	AH	P	Lahser	220	21	9.5	264	12	4.5	216	12	5.6
63160	AH	P	Lake Orion	380	62	16.3	366	59	16.1	340	70	20.6
63151	HL	P	Lakeland	309	59	19.1	347	50	14.4	258	47	18.2
63170	RO/SF	P	Lamphere	116	35	30.2	142	25	17.6	120	30	25.0
63586	AH	V	Lutheran NW High School	85	8	9.4	45	4	8.9	49	4	8.2
63190	RO/SF	P	Madison	100	12	12.0	125	13	10.4	112	19	17.0
63590	OR	V	Marian	133	1	0.8	129	1	0.8	140	4	2.9
63595	OR	V	Mercy	249	4	1.6	204	2	1.0	195	8	4.1
63150	HL	P	Milford	407	73	17.9	368	66	17.9	357	74	20.7
63101	OR	P	North Farmington	325	32	9.8	282	8	2.8	288	21	7.3
63615	AH	V	Notre Dame Prep.(Pontiac/Oakland)	147	0	0.0	101	1	1.0	88	3	3.4
63200	OR	P	Novi	351	45	12.8	349	16	4.6	340	44	12.9
	OR	V	Novi Christian	30		0.0	30	2				
63210	RO/SF	P	Oak Park	210	28	13.3	176	16	9.1	171	21	12.3
63612	AH	V	Oakland Christian School	54	5	9.3	55	9	16.4	48	6	12.5
63600	HL	V	Our Lady of the Lakes	55	14	25.5	64	13	20.3	52	7	13.5

Oakland Community College High School Penetration Report (Alphabetized Listing)

HS Code	Recruiting Region	Public/Private		2000			1999			1998		
				HS Grads	Entered OCC	Percent	HS Grads	Entered OCC	Percent	HS Grads	Entered OCC	Percent
63180	OR	P	South Lyon	400	46	11.5	365	15	4.1	281	26	9.3
63260	RO/SF	P	Southfield	287	39	13.6	299	31	10.4	245	29	11.8
63535	RO/SF	V	Southfield Christian	67	1	1.5	76	1	1.3	69	2	2.9
63261	RO/SF	P	Southfield/Lathrup	288	37	12.8	292	29	9.9	282	41	14.5
63680	HL	V	Springfld Christ. Acad.	20	2	10.0	17	1	5.9	25	1	4.0
63640	OR	V	St. Mary Prep.	81	12	14.8	106	4	3.8	107	8	7.5
63690	RO/SF	V	Temple Christ. Academy	3	0	0.0	6	0	0.0	3	0	0.0
63270	AH	P	Troy	522	59	11.3	467	41	8.8	460	56	12.2
63280	HL	P	Walled Lake Central	375	64	17.1	315	64	20.3	310	77	24.8
63281	HL	P	Walled Lake Western	430	77	17.9	430	43	10.0	355	66	18.6
63290	HL	P	Waterford Kettering	318	53	16.7	388	76	19.6	236	63	26.7
63292	HL	P	Waterford Mott	349	87	24.9	279	64	22.9	290	59	20.3
63300	OR	P	West Bloomfield	464	57	12.3	478	29	6.1	355	37	10.4
63697	HL	V	West Highland Christian	10	0	0.0	11	0	0.0	7	0	0.0
	HL	V	Wixom Christian	6		0.0	6					
63750	RO/SF	V	Yeshivath Gedoloh	20	0	0.0	19	0	0.0	23	0	0.0

Oakland Community College High School Penetration Report (Alphabetized Listing)

	1997			1996			1995			1994		
	HS Grads	Entered OCC	Percent	HS Grads	Entered OCC	Percent	HS Grads	Entered OCC	Percent	HS Grads	Entered OCC	Percent
Academy of Detroit												
Academy of Sacred Heart	28	0	0.0	22	1	4.5	21	0	0	26	0	0.0
Adams	412	56	13.6	409	44	10.8	430	71	16.5	423	55	13.0
Akiva Hebrew Day	10	0	0.0	--	--	--	--	--	--	--	--	--
Andover	226	3	1.3	197	8	4.1	201	12	6.0	218	17	7.8
Athens	315	46	14.6	360	54	15.0	371	64	17.3	382	63	16.5
Avondale	162	29	17.9	168	29	17.3	151	37	24.5	133	28	21.1
Berkley	258	43	16.7	230	27	11.7	250	60	24.0	222	46	20.7
Bethany Christian	26	0	0.0	16	1	6.3	23	0	0.0	16	0	0.0
Bishop Foley	155	14	9.0	174	13	7.5	163	9	5.5	197	10	5.1
Brandon	187	31	16.6	161	31	19.3	165	29	17.6	161	24	14.9
Brother Rice	161	3	1.9	147	2	1.4	135	4	3.0	135	12	8.9
Christian Leadership Academy												
Clarkston	340	66	19.4	401	80	20.0	352	65	18.5	338	71	21.0
Clawson	99	16	16.2	111	20	18.0	115	17	14.8	113	35	31.0
Cranbrook Kingswood	177	0	0.0	178	1	0.6	182	3	1.6	151	1	0.7
Detroit Country Day	154	0	0.0	140	0	0.0	112	0	0.0	117	0	0.0
Dondero	175	48	27.4	175	44	25.1	175	46	26.3	186	38	20.4
Eton Academy	10	0		13	0		12	0		13	0	
Farmington	257	40	15.6	270	26	9.6	236	46	19.5	228	30	13.2
Ferndale	189	41	21.7	214	48	22.4	205	35	17.1	190	28	14.7
Franklin Road Christian												
Greater Life Academy	5	2	40.0	7	3	42.9	10	0	0.0	5	3	60.0
Groves	257	21	8.2	235	29	12.3	230	33	14.3	217	22	10.1
Harrison	213	25	11.7	229	35	15.3	264	41	15.5	203	42	20.7
Hazel Park	171	31	18.1	237	29	12.2	195	37	19.0	200	30	15.0
Highland Hills Christian Academy												
Holly	209	19	9.1	201	27	13.4	192	21	10.9	205	20	9.8
Indianwood Christian	0	0	0.0	6	1	16.7	1	0	0.0	3	0	0.0
Kimball	280	58	20.7	298	78	26.2	322	50	15.5	270	66	24.4
Lahser	250	13	5.2	263	23	8.7	210	11	5.2	210	18	8.6
Lake Orion	297	56	18.9	272	50	18.4	288	57	19.8	316	40	12.7
Lakeland	263	52	19.8	245	48	19.6	235	53	22.6	212	42	19.8
Lamphere	135	33	24.4	145	21	14.5	135	29	21.5	125	26	20.8
Lutheran NW High School	56	4	7.1	59	3	5.1	49	4	8.2	54	6	11.1
Madison	88	15	17.0	89	19	21.3	93	27	29.0	103	20	19.4
Marian	128	1	0.8	109	1	0.9	109	5	4.6	96	5	5.2
Mercy	176	1	0.6	192	1	0.5	196	7	3.6	190	10	5.3
Milford	328	72	22.0	341	47	13.8	297	49	16.5	333	65	19.5
North Farmington	260	44	16.9	242	36	14.9	255	41	16.1	292	35	12.0
Notre Dame Prep.(Pontiac/Oakland)	44	3	6.8	30	4	13.3	22	5	22.7	36	13	36.1
Novi	276	36	13.0	285	28	9.8	294	47	16.0	244	33	13.5
Novi Christian												
Oak Park	156	20	12.8	143	18	12.6	154	36	23.4	174	17	9.8
Oakland Christian School	53	7	13.2	31	11	35.5	52	11	21.2	40	4	10.0
Our Lady of the Lakes	58	3	5.2	58	8	13.8	48	10	20.8	49	7	14.3

Oakland Community College High School Penetration Report (Alphabetized Listing)

	1997			1996			1995			1994		
	HS Grads	Entered OCC	Percent	HS Grads	Entered OCC	Percent	HS Grads	Entered OCC	Percent	HS Grads	Entered OCC	Percent
South Lyon	298	16	5.4	243	15	6.2	240	20	8.3	219	31	14.2
Southfield	298	46	15.4	287	46	16.0	237	45	19.0	258	45	17.4
Southfield Christian	75	1	1.3	5	5	100.0	73	5	6.8	72	3	4.2
Southfield/Lathrup	292	35	12.0	269	33	12.3	277	40	14.4	300	47	15.7
Springfld Christ. Acad.	14	0	0.0	21	5	23.8	12	0	0.0	15	6	40.0
St. Mary Prep.	67	5	7.5	58	4	6.9	46	4	8.7	49	6	12.2
Temple Christ. Academy	6	1	16.7	7	2	28.6	6	0	0.0	4	0	0.0
Troy	458	62	13.5	435	60	13.8	399	63	15.8	425	46	10.8
Walled Lake Central	326	65	19.9	256	71	27.7	257	59	23.0	256	58	22.7
Walled Lake Western	335	61	18.2	265	55	20.8	252	64	25.4	248	57	23.0
Waterford Kettering	209	55	26.3	234	43	18.4	237	66	27.8	253	56	22.1
Waterford Mott	243	62	25.5	253	67	26.5	250	57	22.8	254	71	28.0
West Bloomfield	347	37	10.7	347	34	9.8	318	42	13.2	311	32	10.3
West Highland Christian	7	0	0.0	5	0	0.0	7	0	0.0	0	0	--
Wixom Christian												
Yeshivath Gedoloh	15	0	0.0	--	--	--	24	3	12.5	19	0	0.0

Oakland Community College High School Penetration Report (Alphabetized Listing)

	1993			1992			1991		
	HS Grads	Entered OCC	Percent	HS Grads	Entered OCC	Percent	HS Grads	Entered OCC	Percent
Academy of Detroit									
Academy of Sacred Heart	24	1	4.2	13	0	0.0	20	0	0.0
Adams	425	55	12.9	441	64	14.5	403	61	15.1
Akiva Hebrew Day	--	--	--	11	0	0.0	9	0	0.0
Andover	208	13	6.3	240	17	7.1	241	11	4.6
Athens	412	62	15.0	397	65	16.4	376	74	19.7
Avondale	165	35	21.2	180	48	26.7	163	37	22.7
Berkley	250	35	14.0	217	43	19.8	254	44	17.3
Bethany Christian	26	2	7.7	25	1	4.0	27	0	0.0
Bishop Foley	203	21	10.3	203	13	6.4	207	22	10.6
Brandon	195	29	14.9	160	33	20.6	167	33	19.8
Brother Rice	127	6	4.7	145	12	8.3	161	11	6.8
Christian Leadership Academy									
Clarkston	405	76	18.8	384	81	21.1	372	69	18.5
Clawson	115	28	24.3	140	43	30.7	152	20	13.2
Cranbrook Kingswood	181	2	1.1	156	1	0.6	172	0	0.0
Detroit Country Day	118	0	0.0	117	0	0.0	123	1	0.8
Dondero	183	48	26.2	203	54	26.6	203	37	18.2
Eton Academy	16	0		12	0		15	0	
Farmington	235	40	17.0	249	50	20.1	249	47	18.9
Ferndale	192	24	12.5	218	30	13.8	228	20	8.8
Franklin Road Christian									
Greater Life Academy	5	0	0.0	6	0	0.0	7	3	42.9
Groves	252	17	6.7	233	41	17.6	214	24	11.2
Harrison	229	30	13.1	230	34	14.8	171	42	24.6
Hazel Park	221	36	16.3	204	35	17.2	201	34	16.9
Highland Hills Christian Academy									
Holly	177	21	11.9	218	32	14.7	217	22	10.1
Indianwood Christian	1	0	0.0	0	0	0.0	5	0	0.0
Kimball	252	70	27.8	279	67	24.0	261	65	24.9
Lahser	247	20	8.1	228	22	9.6	230	26	11.3
Lake Orion	282	54	19.1	350	45	12.9	305	58	19.0
Lakeland	253	53	20.9	272	66	24.3	253	56	22.1
Lamphere	129	29	22.5	136	28	20.6	137	23	16.8
Lutheran NW High School	60	9	15.0	52	10	19.2	60	8	13.3
Madison	133	20	15.0	110	13	11.8	130	21	16.2
Marian	98	13	13.3	129	11	8.5	142	15	10.6
Mercy	196	4	2.0	173	11	6.4	179	4	2.2
Milford	273	68	24.9	316	74	23.4	287	67	23.3
North Farmington	277	29	10.5	290	41	14.1	278	43	15.5
Notre Dame Prep.(Pontiac/Oakland)	20	2	10.0	16	1	6.3	43	2	4.7
Novi	261	42	16.1	258	57	22.1	256	48	18.8
Novi Christian									
Oak Park	169	16	9.5	177	16	9.0	180	20	11.1
Oakland Christian School	53	11	20.8	39	11	28.2	39	19	48.7
Our Lady of the Lakes	36	6	16.7	37	9	24.3	53	6	11.3

**Oakland Community College
High School Penetration Report (Alphabetized Listing)**

	1993			1992			1991		
	HS Grads	Entered OCC	Percent	HS Grads	Entered OCC	Percent	HS Grads	Entered OCC	Percent
South Lyon	221	37	16.7	238	25	10.5	257	24	9.3
Southfield	294	38	12.9	278	54	19.4	327	46	14.1
Southfield Christian	72	8	11.1	66	6	9.1	63	10	15.9
Southfield/Lathrup	370	38	10.3	303	30	9.9	300	34	11.3
Springfld Christ. Acad.	27	2	7.4	23	0	0.0	17	1	5.9
St. Mary Prep.	39	1	2.6	42	1	2.4	41	3	7.3
Temple Christ. Academy	8	1	12.5	4	1	25.0	1	0	0.0
Troy	425	52	12.2	383	65	17.0	402	42	10.4
Walled Lake Central	307	60	19.5	267	59	22.1	276	50	18.1
Walled Lake Western	269	46	17.1	241	48	19.9	295	70	23.7
Waterford Kettering	260	59	22.7	301	74	24.6	346	80	23.1
Waterford Mott	246	50	20.3	325	94	28.9	317	64	20.2
West Bloomfield	337	44	13.1	336	39	11.6	330	47	14.2
West Highland Christian	0	0	—	0	0	—	10	0	0.0
Wixom Christian									
Yeshivath Gedoloh	10	0	0.0	8	0	0.0	9	0	0.0

High Sch	2000			1999			1998			1997			1996		
	HS Grads	Entered OCC	Percent	HS Grads	Entered OCC	Percent	HS Grads	Entered OCC	Percent	HS Grads	Entered OCC	Percent	HS Grads	Entered OCC	Percent
Auburn Hills Region															
Auburn Hills - Public															
Adams	458	46	10.044	534	24	4.4944	406	43	10.591	412	56	13.592	409	44	10.758
Athens	436	48	11.009	460	43	9.3478	394	68	17.259	315	46	14.603	360	54	15
Avondale	172	41	23.837	219	42	19.178	172	35	20.349	162	29	17.901	168	29	17.262
Lahser	220	21	9.5455	264	12	4.5455	216	12	5.5556	250	13	5.2	263	23	8.7452
Lake Oric	380	62	16.316	366	59	16.12	340	70	20.588	297	56	18.855	272	50	18.382
Oxford	279	47	16.846	168	20	11.905	280	33	11.786	180	33	18.333	180	35	19.444
Pontiac C	192	13	6.7708	164	8	4.878	180	21	11.667	197	15	7.6142	171	9	5.2632
Pontiac N	202	17	8.4158	182	13	7.1429	211	23	10.9	157	7	4.4586	182	32	17.582
Rochester	475	85	17.895	520	99	19.038	455	65	14.286	421	77	18.29	401	61	15.212
Troy	522	59	11.303	467	41	8.7794	460	56	12.174	458	62	13.537	435	60	13.793
Subtotal -	3336	439	13.2	3344	361	10.8	3,114	426	13.7	2,849	394	13.8	2,841	397	14.0
Auburn Hills - Private															
Academy	34	1	2.9412	28	1	3.5714	19	0	0	28	0	0	22	1	4.5455
Bethany C	29	0	0	16	0	0	16	0	0	26	0	0	16	1	6.25
Cranbrook	183	0	0	178	0	0	192	2	1.0417	177	0	0	178	1	0.5618
Detroit C	141	0	0	143	0	0	150	0	0	154	0	0	140	0	0
Eton Acac	11	0	0	12	0	0	18	0	0	10	0	0	13	0	0
Greater L	15	1	6.6667	8	2	25	8	1	12.5	5	2	40	7	3	42.857
Indianwo	0	0	#DIV/0!	0	0	0	0	0	0	0	0	0	6	1	16.667
Lutheran	85	8	9.4118	45	4	8.8889	49	4	8.1633	56	4	7.1429	59	3	5.0847
Pontiac A	24	0	0	22	0	0	0	0	0	0	0	0	0	0	0
Notre Dar	147	0	0	101	1	0.9901	88	3	3.4091	44	3	6.8182	30	4	13.333
Oakland C	54	5	9.2593	55	9	16.364	48	6	12.5	53	7	13.208	31	11	35.484
Oxford C]	8	2	25	13	0	0	11	1	9.0909	6	3	50	11	3	27.273
Roch Hls	17	2	11.765	16	4	25	19	1	5.2632	10	0	0	10	2	20
Roeper C	56	0	0	50	1	2	54	0	0	35	1	2.8571	40	0	0
Subtotal -	804	19	2.4	687	22	3.2	672	18	2.7	604	20	3.3	563	30	5.3
Total - A	4,140	458	11.1	4,031	383	9.5	3,786	444	11.7	3,453	414	12.0	3,404	427	12.5

Highland Lakes Region

Highland Lakes - Public

Brandon	217	30	13.825	188	30	15.957	190	27	14.211	187	31	16.578	161	31	19.255
Clarkston	533	89	16.698	450	84	18.667	412	76	18.447	340	66	19.412	401	80	19.95
Holly	243	38	15.638	242	42	17.355	214	32	14.953	209	19	9.0909	201	27	13.433
Lakeland	309	59	19.094	347	50	14.409	258	47	18.217	263	52	19.772	245	48	19.592
Milford	407	73	17.936	368	66	17.935	357	74	20.728	328	72	21.951	341	47	13.783
Walled L:	375	64	17.067	315	64	20.317	310	77	24.839	326	65	19.939	256	71	27.734
Walled L:	430	77	17.907	430	43	10	355	66	18.592	335	61	18.209	265	55	20.755
Waterforc	318	53	16.667	388	76	19.588	236	63	26.695	209	55	26.316	234	43	18.376
Waterforc	349	87	24.928	279	64	22.939	290	59	20.345	243	62	25.514	253	67	26.482
Subtotal -	3,181	570	17.9	3,007	519	17.3	2,622	521	19.9	2,440	483	19.8	2,357	469	19.9

Highland Lakes - Private

Highland	3	0	0	9	0	0	0	0	0	0	0	0	0	0	0
Our Lady	55	14	25.455	64	13	20.313	52	7	13.462	58	3	5.1724	58	8	13.793
Springfld	20	2	10	17	1	5.8824	25	1	4	14	0	0	21	5	23.81
West Hig	10	0	0	11	0	0	7	0	0	7	0	0	5	0	0
Wixom C	6	0	0	6	0	0	0	0	0	0	0	0	0	0	0
Subtotal -	94	16	17.0	107	14	0.1	84	8	9.5	79	3	3.8	84	13	0.2

Total - H	3,275	586	17.9	3,114	533	17.1	2,706	529	19.5	2,519	486	19.3	2,441	482	19.7
------------------	--------------	------------	-------------	--------------	------------	-------------	--------------	------------	-------------	--------------	------------	-------------	--------------	------------	-------------

Orchard Ridge Region

Orchard Ridge - Public

Andover	245	9	3.6735	186	4	2.1505	222	9	4.0541	226	3	1.3274	197	8	4.0609
Farmingto	280	54	19.286	350	6	1.7143	248	54	21.774	257	40	15.564	270	26	9.6296
Groves	292	21	7.1918	232	11	4.7414	237	22	9.2827	257	21	8.1712	235	29	12.34
Harrison	302	48	15.894	243	15	6.1728	238	47	19.748	213	25	11.737	229	35	15.284
North Far	325	32	9.8462	282	8	2.8369	288	21	7.2917	260	44	16.923	242	36	14.876
Novi	351	45	12.821	349	16	4.5845	340	44	12.941	276	36	13.043	285	28	9.8246
Seaholm]	248	23	9.2742	309	14	4.5307	236	14	5.9322	248	18	7.2581	267	16	5.9925
South Lyc	400	46	11.5	365	15	4.1096	281	26	9.2527	298	16	5.3691	243	15	6.1728
West Blo	464	57	12.284	478	29	6.0669	355	37	10.423	347	37	10.663	347	34	9.7983
Subtotal -	2,907	335	11.5	2,794	118	4.2	2,445	274	11.2	2,382	240	10.1	2,315	227	9.8

Orchard Ridge - Private

Brother R	146	6	4.1096	163	3	1.8405	144	4	2.7778	161	3	1.8634	147	2	1.3605
Marian	133	1	0.7519	129	1	0.7752	140	4	2.8571	128	1	0.7813	109	1	0.9174
Mercy	249	4	1.6064	204	2	0.9804	195	8	4.1026	176	1	0.5682	192	1	0.5208
Novi Chri	30	0	0	30	2	0	0	0	0	0	0	0	0	0	0
St. Mary	81	12	14.815	106	4	3.7736	107	8	7.4766	67	5	7.4627	58	4	6.8966
Subtotal -	639	23	3.6	632	12	1.9	586	24	4.1	532	10	1.9	506	8	1.6
Total - O	3,546	358	10.1	3,426	130	3.8	3,031	298	9.8	2,914	250	8.6	2,821	235	8.3

Royal Oak/Southfield Region

Royal Oak/Southfield - Public

Berkley	285	56	19.649	288	44	15.278	250	57	22.8	258	43	16.667	230	27	11.739
Clawson	116	25	21.552	136	23	16.912	108	21	19.444	99	16	16.162	111	20	18.018
Dondero	211	41	19.431	188	32	17.021	180	25	13.889	175	48	27.429	175	44	25.143
Ferndale	206	38	18.447	203	30	14.778	204	42	20.588	189	41	21.693	214	48	22.43
Hazel Par	227	33	14.537	285	27	9.4737	171	15	8.7719	171	31	18.129	237	29	12.236
Kimball	336	56	16.667	280	64	22.857	274	51	18.613	280	58	20.714	298	78	26.174
Lamphere	116	35	30.172	142	25	17.606	120	30	25	135	33	24.444	145	21	14.483
Madison	100	12	12	125	13	10.4	112	19	16.964	88	15	17.045	89	19	21.348
Oak Park	210	28	13.333	176	16	9.0909	171	21	12.281	156	20	12.821	143	18	12.587
Southfield	287	39	13.589	299	31	10.368	245	29	11.837	298	46	15.436	287	46	16.028
Southfield	288	37	12.847	292	29	9.9315	282	41	14.539	292	35	11.986	269	33	12.268
Subtotal -	2,382	400	16.8	2,414	334	13.8	2,117	351	16.6	2,141	386	18.0	2,198	383	17.4

Royal Oak/Southfield - Private

Academy	0	0	0	22	0	0	0	0	0	0	0	0	0	0	0
Akiva He	16	1	6.25	19	0	0	10	0	0	10	0	0	--	--	--
Bishop Fc	141	8	5.6738	159	5	3.1447	160	7	4.375	155	14	9.0323	174	13	7.4713
Franklin J	21	0	0	26	0	0	0	0	0	0	0	0	0	0	0
SAA Beth	20	0	0	18	0	0	27	0	0	21	0	0	20	0	0
Shrine	63	7	11.111	69	4	5.7971	80	7	8.75	46	0	0	60	6	10
Southfield	67	1	1.4925	76	1	1.3158	69	2	2.8986	75	1	1.3333	5	5	100
Temple C	3	0	0	6	0	0	3	0	0	6	1	16.667	7	2	28.571
Yeshivat	20	0	0	19	0	0	23	0	0	15	0	0	--	--	--
Subtotal -	351	17	4.8	414	10	2.4	372	16	4.3	328	16	4.9	266	26	9.8
Total - R	2,733	417	15.3	2,828	344	12.2	2,489	367	14.7	2,469	402	16.3	2,464	409	16.6

College-Wide

Public	11,806	1,744	14.8	11,559	1,332	11.5	10,298	1,572	15.3	9,812	1,503	15.3	9,711	1,476	15.2
Private	1,888	75	4.0	1,840	58	3.2	1,714	66	3.9	1,543	49	3.2	1,419	77	5.4
Grand Total	13,694	1,819	13.3	13,399	1,390	10.4	12,012	1,638	13.6	11,355	1,552	13.7	11,130	1,553	14.0

1995			1994			1993			1992			1991			5-Year Percent High School Entered	
HS Grads	Entered OCC	Percent	HS Grads	Entered OCC	Percent	HS Grads	Entered OCC	Percent	HS Grads	Entered OCC	Percent	HS Grads	Entered OCC	Percent	Grads	OCC
430	71	16.512	423	55	13.002	425	55	12.941	441	64	14.512	403	61	15.136		
371	64	17.251	382	63	16.492	412	62	15.049	397	65	16.373	376	74	19.681		
151	37	24.503	133	28	21.053	165	35	21.212	180	48	26.667	163	37	22.699		
210	11	5.2381	210	18	8.5714	247	20	8.0972	228	22	9.6491	230	26	11.304		
288	57	19.792	316	40	12.658	282	54	19.149	350	45	12.857	305	58	19.016		
170	38	22.353	164	32	19.512	169	33	19.527	172	38	22.093	179	38	21.229		
193	32	16.58	185	39	21.081	292	29	9.9315	265	34	12.83	301	27	8.9701		
227	10	4.4053	227	11	4.8458	272	23	8.4559	321	39	12.15	326	34	10.429		
395	79	20	392	55	14.031	373	59	15.818	384	100	26.042	327	79	24.159		
399	63	15.789	425	46	10.824	425	52	12.235	383	65	16.971	402	42	10.448		
2,834	462	16.3	2,857	387	13.5	3,062	422	13.8	3,121	520	16.7	3,012	476	15.8		
21	0	0	26	0	0	24	1	4.1667	13	0	0	20	0	0		
23	0	0	16	0	0	26	2	7.6923	25	1	4	27	0	0		
182	3	1.6484	151	1	0.6623	181	2	1.105	156	1	0.641	172	0	0		
112	0	0	117	0	0	118	0	0	117	0	0	123	1	0.813		
12	0	0	13	0	0	16	0	0	12	0	0	15	0	0		
10	0	0	5	3	60	5	0	0	6	0	0	7	3	42.857		
1	0	0	3	0	0	1	0	0	0	0	0	5	0	0		
49	4	8.1633	54	6	11.111	60	9	15	52	10	19.231	60	8	13.333		
0	0	0	0	0	0	0	0	0	0	0	0	0	0	0		
22	5	22.727	36	13	36.111	20	2	10	16	1	6.25	43	2	4.6512		
52	11	21.154	40	4	10	53	11	20.755	39	11	28.205	39	19	48.718		
6	1	16.667	10	1	10	5	2	40	4	1	25	7	0	0		
15	1	6.6667	14	1	7.1429	16	0	0	13	2	15.385	15	2	13.333		
44	1	2.2727	38	0	0	23	1	4.3478	23	0	0	20	0	0		
549	26	4.7	523	29	5.5	548	30	5.5	476	27	5.7	553	35	6.3		
3,383	488	14.4	3,380	416	12.3	3,610	452	12.5	3,597	547	15.2	3,565	511	14.3		

165	29	17.576	161	24	14.907	195	29	14.872	160	33	20.625	167	33	19.76
352	65	18.466	338	71	21.006	405	76	18.765	384	81	21.094	372	69	18.548
192	21	10.938	205	20	9.7561	177	21	11.864	218	32	14.679	217	22	10.138
235	53	22.553	212	42	19.811	253	53	20.949	272	66	24.265	253	56	22.134
297	49	16.498	333	65	19.52	273	68	24.908	316	74	23.418	287	67	23.345
257	59	22.957	256	58	22.656	307	60	19.544	267	59	22.097	276	50	18.116
252	64	25.397	248	57	22.984	269	46	17.1	241	48	19.917	295	70	23.729
237	66	27.848	253	56	22.134	260	59	22.692	301	74	24.585	346	80	23.121
250	57	22.8	254	71	27.953	246	50	20.325	325	94	28.923	317	64	20.189
2,237	463	20.7	2,260	464	20.5	2,385	462	19.4	2,484	561	22.6	2,530	511	20.2

0	0	0	0	0	0	0	0	0	0	0	0	0	0	0
48	10	20.833	49	7	14.286	36	6	16.667	37	9	24.324	53	6	11.321
12	0	0	15	6	40	27	2	7.4074	23	0	0	17	1	5.8824
7	0	0	0	0	--	0	0	--	0	0	--	10	0	0
0	0	0	0	0	0	0	0	0	0	0	0	0	0	0
67	10	14.9	64	13	20.3	63	8	12.7	60	9	15.0	80	7	8.8
2,304	473	20.5	2,324	477	20.5	2,448	470	19.2	2,544	570	22.4	2,610	518	19.8

201	12	5.9701	218	17	7.7982	208	13	6.25	240	17	7.0833	241	11	4.5643
236	46	19.492	228	30	13.158	235	40	17.021	249	50	20.08	249	47	18.876
230	33	14.348	217	22	10.138	252	17	6.746	233	41	17.597	214	24	11.215
264	41	15.53	203	42	20.69	229	30	13.1	230	34	14.783	171	42	24.561
255	41	16.078	292	35	11.986	277	29	10.469	290	41	14.138	278	43	15.468
294	47	15.986	244	33	13.525	261	42	16.092	258	57	22.093	256	48	18.75
269	23	8.5502	230	23	10	299	22	7.3579	288	26	9.0278	305	33	10.82
240	20	8.3333	219	31	14.155	221	37	16.742	238	25	10.504	257	24	9.3385
318	42	13.208	311	32	10.289	337	44	13.056	336	39	11.607	330	47	14.242
2,307	305	13.2	2,162	265	12.3	2,319	274	11.8	2,362	330	14.0	2,301	319	13.9

135	4	2.963	135	12	8.8889	127	6	4.7244	145	12	8.2759	161	11	6.8323
109	5	4.5872	96	5	5.2083	98	13	13.265	129	11	8.5271	142	15	10.563
196	7	3.5714	190	10	5.2632	196	4	2.0408	173	11	6.3584	179	4	2.2346
0	0	0	0	0	0	0	0	0	0	0	0	0	0	0
46	4	8.6957	49	6	12.245	39	1	2.5641	42	1	2.381	41	3	7.3171
486	20	4.1	470	33	7.0	460	24	5.2	489	35	7.2	523	33	6.3
2,793	325	11.6	2,632	298	11.3	2,779	298	10.7	2,851	365	12.8	2,824	352	12.5

250	60	24	222	46	20.721	250	35	14	217	43	19.816	254	44	17.323
115	17	14.783	113	35	30.973	115	28	24.348	140	43	30.714	152	20	13.158
175	46	26.286	186	38	20.43	183	48	26.23	203	54	26.601	203	37	18.227
205	35	17.073	190	28	14.737	192	24	12.5	218	30	13.761	228	20	8.7719
195	37	18.974	200	30	15	221	36	16.29	204	35	17.157	201	34	16.915
322	50	15.528	270	66	24.444	252	70	27.778	279	67	24.014	261	65	24.904
135	29	21.481	125	26	20.8	129	29	22.481	136	28	20.588	137	23	16.788
93	27	29.032	103	20	19.417	133	20	15.038	110	13	11.818	130	21	16.154
154	36	23.377	174	17	9.7701	169	16	9.4675	177	16	9.0395	180	20	11.111
237	45	18.987	258	45	17.442	294	38	12.925	278	54	19.424	327	46	14.067
277	40	14.44	300	47	15.667	370	38	10.27	303	30	9.901	300	34	11.333
2,158	422	19.6	2,141	398	18.6	2,308	382	16.6	2,265	413	18.2	2,373	364	15.3

0	0	0	0	0	0	0	0	0	0	0	0	0	0	0
-	-	-	-	-	-	-	-	-	11	0	0	9	0	0
163	9	5.5215	197	10	5.0761	203	21	10.345	203	13	6.4039	207	22	10.628
0	0	0	0	0	0	0	0	0	0	0	0	0	0	0
18	1	5.5556	18	0	0	20	0	0	16	0	0	16	0	0
53	3	5.6604	62	5	8.0645	74	2	2.7027	84	3	3.5714	120	2	1.6667
73	5	6.8493	72	3	4.1667	72	8	11.111	66	6	9.0909	63	10	15.873
6	0	0	4	0	0	8	1	12.5	4	1	25	1	0	0
24	3	12.5	19	0	0	10	0	0	8	0	0	9	0	0
337	21	6.2	372	18	4.8	387	32	8.3	392	23	5.9	425	34	8.0
2,495	443	17.8	2,513	416	16.6	2,695	414	15.4	2,657	436	16.4	2,798	398	14.2

9,536	1,652	17.3	9,420	1,514	16.1	10,074	1,540	15.3	10,232	1,824	17.8	10,216	1,670	16.3
1,439	77	5.4	1,429	93	6.5	1,458	94	6.4	1,417	94	6.6	1,581	109	6.9
10,975	1,729	15.8	10,849	1,607	14.8	11,532	1,634	14.2	11,649	1,918	16.5	11,797	1,779	15.1

: Change

Absolute
Percent

10-Year Percent Change
High

School Entered Absolute
Grads Occ Percent

**Oakland Community College
2000 High School Penetration Report
Table 2
Top Five High Schools**

**Table 2.a.
2000 Schools with the Largest Number of Graduates**

<u>High School</u>	<u>2000 HS Grads</u>
Clarkston	533
Troy	522
Rochester	475
West Bloomfield	464
Adams	458

**Table 2.b.
2000 Schools with the Largest Number of Students Sent to OCC**

<u>High School</u>	<u>2000 Entering OCC</u>
Clarkston	89
Waterford Mott	87
Rochester	85
Walled Lake Westerr	77
Milford	73

**Table 2.c.
2000 Schools with the Highest Penetration Rate**

<u>High School</u>	<u>2000 Penetration Rate</u>
Lamphere	30.2
Our Lady of the Lakes	25.5
Oxford Christian Academy	25.0
Waterford Mott	24.9
Avondale	23.8

**Oakland Community College
2000 High School Penetration Report**

**Table 3
Five Year Trend in High School Graduates**

**Table 3.a. Greatest Increase in Public High School Graduates
Five Year Percent Change**

High School	1996 HS Grads	2000 HS Grads	Percent Change
South Lyon	243	400	64.6
Walled Lake Western	265	430	62.3
Oxford	180	279	55.0
Oak Park	143	210	46.9
Walled Lake Central	256	375	46.5

**Table 3.b. Greatest Increase of Students from Public Schools
that Entered OCC Five Percent Change**

High School	1996 Entered OCC	2000 Entering OCC	Percent Change
South Lyon	15	46	206.7
Farmington	26	54	107.7
Berkley	27	56	107.4
West Bloomfield	34	57	67.6
Lamphere	21	35	66.7

**Table 3.c. Greatest Increase in Penetration Rate from
Public Schools Five Year Percent Change**

High School	1996 Penetration Rate	2000 Penetration Rate	Percent Change
Lamphere	14.5	30.2	15.7
Farmington	9.6	19.3	9.7
Berkley	11.7	19.6	7.9
Avondale	17.3	23.8	6.6
South Lyon	6.2	11.5	5.3

**Table 3.d. Greatest D
Five Year Percent Ch:**

High School
Lamphere
Lahser
Seaholm High School
Hazel Park
Ferndale

**Table 3.e. Greatest D
Entered OCC Five Ye**

High School
Pontiac Northern
Madison
Kimball
Groves
Ferndale

**Table 3.f. Greatest D
Schools Five Year Per**

High School
Walled Lake Central
Kimball
Madison
Pontiac Northern
Dondero

**Oakland Community College
2000 High School Penetration Report**

**Table 3
Five Year Trend in High School Graduates**

Decrease in Public High School Graduates
Age

1996 HS Grads	2000 HS Grads	Percent Change
145	116	-20.0
263	220	-16.3
267	248	-7.1
237	227	-4.2
214	206	-3.7

Decrease of Students from Public Schools that
Enter OCC Percent Change

1996 Entered OCC	2000 Entering OCC	Percent Change
32	17	-46.9
19	12	-36.8
78	56	-28.2
29	21	-27.6
48	38	-20.8

Decrease in Penetration Rate from Public
Schools Percent Change

1996 Penetration Rate	2000 Penetration Rate	Percent Change
27.7	17.1	-10.7
26.2	16.7	-9.5
21.3	12.0	-9.3
17.6	8.4	-9.2
25.1	19.4	-5.7

**Oakland Community College
2000 High School Penetration Report**

**Table 4
Ten Year Trend in High School Graduates**

**Table 4.a. Greatest Increase in Public High School Graduates
Ten Year Percent Change**

High School	1991 HS Grads	2000 HS Grads	Percent Change
Harrison	171	302	76.6
Walled Lake Western	295	430	45.8
Rochester	327	475	45.3
Clarkston	372	533	43.3
Milford	287	407	41.8

**Table 4.b. Greatest Increase of Students from Public Schools that
Entered OCC Ten Year Percent Change**

High School	1991 Entered OCC	2000 Entering OCC	Percent Change
South Lyon	24	46	91.7
Ferndale	20	38	90.0
Holly	22	38	72.7
Lamphere	23	35	52.2
Troy	42	59	40.5

**Table 4.c. Greatest Increase in Penetration Rate from Public Schools
Ten Year Percent Change**

High School	1991 Penetration Rate	2000 Penetration Rate	Percent Change
Lamphere	16.8	30.2	13.4
Ferndale	8.8	18.4	9.7
Clawson	13.2	21.6	8.4
Holly	10.1	15.6	5.5
Waterford Mott	20.2	24.9	4.7

**Table 4.d. Greatest Decrease in Public High School Graduates
Ten Year Percent Change**

High School	1991 HS Grads	2000 HS Grads	Percent Change
Pontiac Northern	326	202	-38.0
Pontiac Central	301	192	-36.2
Clawson	152	116	-23.7
Madison	130	100	-23.1
Seaholm High School	305	248	-18.7

**Table 4.e. Greatest Decrease of Students from Public Schools
that Entered OCC Ten Year Percent Change**

High School	1991 Entered OCC	2000 Entering OCC	Percent Change
Pontiac Central	27	13	-51.9
Pontiac Northern	34	17	-50.0
Madison	21	12	-42.9
Athens	74	48	-35.1
Waterford Kettering	80	53	-33.8

**Table 4.f. Greatest Decrease in Penetration Rate from Public
Schools Ten Year Percent Change**

High School	1991 Penetration Rate	2000 Penetration Rate	Percent Change
Athens	19.7	11.0	-8.7
Harrison	24.6	15.9	-8.7
Kimball	24.9	16.7	-8.2
Waterford Kettering	23.1	16.7	-6.5
Rochester	24.2	17.9	-6.3

	RO/SF	V	Academy of Detroit	0	0	0	0	0	0	0	0
63,501	RO/SF	V	Akiva Hebrew Day	16	1	6.25	--	--	--	9	0
0	0	V	Christian Leadership Ac	3	0	0	0	0	0	0	0
0	RO/SF	V	Franklin Road Christian	21	0	0	0	0	0	0	0
0	HL	V	Highland Hills Christian	3	0	0	0	0	0	0	0
0	OR	V	Novi Christian	30	0	0	0	0	0	0	0
0	AH	V	Pontiac Academy for Ex	24	0	0	0	0	0	0	0
0	0	V	Shalom Baptist	8	0	0	0	0	0	0	0
0	HL	V	Wixom Christian	6	0	0	0	0	0	0	0
63,750	RO/SF	V	Yeshivath Gedoloh	20	0	0	--	--	--	9	0
63,535	RO/SF	V	Southfield Christian	67	1	1.4925	5	5	100	63	10
63,615	AH	V	Notre Dame Prep.(Ponti	147	0	0	30	4	13.333	43	2
63,576	AH	V	Greater Life Academy	15	1	6.6667	7	3	42.857	7	3
63,697	HL	V	West Highland Christian	10	0	0	5	0	0	10	0
63,503	AH	V	Bethany Christian	29	0	0	16	1	6.25	27	0
63,612	AH	V	Oakland Christian Schoc	54	5	9.2593	31	11	35.484	39	19
63,616	AH	V	Roch Hls Christ. School	17	2	11.765	10	2	20	15	2
63,180	OR	P	South Lyon	400	46	11.5	243	15	6.1728	257	24
63,281	HL	P	Walled Lake Western	430	77	17.907	265	55	20.755	295	70
63,220	AH	P	Oxford	279	47	16.846	180	35	19.444	179	38
63530	AH	V	Academy of Sacred Hear	34	1	2.9412	22	1	4.5455	20	0
63,210	RO/SF	P	Oak Park	210	28	13.333	143	18	12.587	180	20
63,280	HL	P	Walled Lake Central	375	64	17.067	256	71	27.734	276	50
63,586	AH	V	Lutheran NW High Scho	85	8	9.4118	59	3	5.0847	60	8
63,618	AH	V	Roeper City & Country	56	0	0	40	0	0	20	0
63,160	AH	P	Lake Orion	380	62	16.316	272	50	18.382	305	58
63,640	OR	V	St. Mary Prep.	81	12	14.815	58	4	6.8966	41	3
63,292	HL	P	Waterford Mott	349	87	24.928	253	67	26.482	317	64
63,290	HL	P	Waterford Kettering	318	53	16.667	234	43	18.376	346	80
63,050	HL	P	Brandon	217	30	13.825	161	31	19.255	167	33
63,101	OR	P	North Farmington	325	32	9.8462	242	36	14.876	278	43
63,300	OR	P	West Bloomfield	464	57	12.284	347	34	9.7983	330	47
63,070	HL	P	Clarkston	533	89	16.698	401	80	19.95	372	69
63,102	OR	P	Harrison	302	48	15.894	229	35	15.284	171	42
63,595	OR	V	Mercy	249	4	1.6064	192	1	0.5208	179	4
63,151	HL	P	Lakeland	309	59	19.094	245	48	19.592	253	56
63,040	OR	P	Andover	245	9	3.6735	197	8	4.0609	241	11
63,030	OR	P	Groves	292	21	7.1918	235	29	12.34	214	24
63,020	RO/SF	P	Berkley	285	56	19.649	230	27	11.739	254	44
63,200	OR	P	Novi	351	45	12.821	285	28	9.8246	256	48
63,590	OR	V	Marian	133	1	0.7519	109	1	0.9174	142	15
63,268	AH	P	Athens	436	48	11.009	360	54	15	376	74
63,140	HL	P	Holly	243	38	15.638	201	27	13.433	217	22
63,250	RO/SF	P	Dondero	211	41	19.431	175	44	25.143	203	37
63,270	AH	P	Troy	522	59	11.303	435	60	13.793	402	42
63,150	HL	P	Milford	407	73	17.936	341	47	13.783	287	67
63,240	AH	P	Rochester	475	85	17.895	401	61	15.212	327	79
63,251	RO/SF	P	Kimball	336	56	16.667	298	78	26.174	261	65
63,190	RO/SF	P	Madison	100	12	12	89	19	21.348	130	21
63,230	AH	P	Pontiac Central	192	13	6.7708	171	9	5.2632	301	27
63,241	AH	P	Adams	458	46	10.044	409	44	10.758	403	61
63,231	AH	P	Pontiac Northern	202	17	8.4158	182	32	17.582	326	34
63,261	RO/SF	P	Southfield/Lathrup	288	37	12.847	269	33	12.268	300	34
63,670	RO/SF	V	Shrine	63	7	11.111	60	6	10	120	2

	RO/SF	V	Academy of Detroit	0	0	0	0	0	0	0	0
63,501	RO/SF	V	Akiva Hebrew Day	16	1	6.25	--	--	--	9	0
0	0	V	Christian Leadership Ac	3	0	0	0	0	0	0	0
0	RO/SF	V	Franklin Road Christian	21	0	0	0	0	0	0	0
63,080	RO/SF	P	Clawson	116	25	21.552	111	20	18.018	152	20
63,100	OR	P	Farmington	280	54	19.286	270	26	9.6296	249	47
63,540	AH	V	Cranbrook Kingswood	183	0	0	178	1	0.5618	172	0
63,010	AH	P	Avondale	172	41	23.837	168	29	17.262	163	37
63,550	AH	V	Detroit Country Day	141	0	0	140	0	0	123	1
63,502	RO/SF	V	SAA Beth Jacob	20	0	0	20	0	0	16	0
63,260	RO/SF	P	Southfield	287	39	13.589	287	46	16.028	327	46
63,520	OR	V	Brother Rice	146	6	4.1096	147	2	1.3605	161	11
63,110	RO/SF	P	Ferndale	206	38	18.447	214	48	22.43	228	20
63,130	RO/SF	P	Hazel Park	227	33	14.537	237	29	12.236	201	34
63,680	HL	V	Springfld Christ. Acad.	20	2	10	21	5	23.81	17	1
63,600	HL	V	Our Lady of the Lakes	55	14	25.455	58	8	13.793	53	6
63,031	OR	P	Seaholm High School	248	23	9.2742	267	16	5.9925	305	33
0	AH	V	Eton Academy	11	0	0	13	0	0	15	0
63,041	AH	P	Lahser	220	21	9.5455	263	23	8.7452	230	26
63,505	RO/SF	V	Bishop Foley	141	8	5.6738	174	13	7.4713	207	22
63,170	RO/SF	P	Lamphere	116	35	30.172	145	21	14.483	137	23
63,614	AH	V	Oxford Christian Acader	8	2	25	11	3	27.273	7	0
63,690	RO/SF	V	Temple Christ. Academy	3	0	0	7	2	28.571	1	0
63,578	AH	V	Indianwood Christian	0	0	#DIV/0!	6	1	16.667	5	0

	RO/SF	V	Academy of Detroit	0	#DIV/0!	#DIV/0!	0.00	#DIV/0!
63,501	RO/SF	V	Akiva Hebrew Day	0	#VALUE!	#VALUE!	#VALUE!	77.78
0	0	V	Christian Leadership Ac.	0	#DIV/0!	#DIV/0!	0.00	#DIV/0!
0	RO/SF	V	Franklin Road Christian	0	#DIV/0!	#DIV/0!	0.00	#DIV/0!
0	HL	V	Highland Hills Christian	0	#DIV/0!	#DIV/0!	0.00	#DIV/0!
0	OR	V	Novi Christian	0	#DIV/0!	#DIV/0!	0.00	#DIV/0!
0	AH	V	Pontiac Academy for Ext	0	#DIV/0!	#DIV/0!	0.00	#DIV/0!
0	0	V	Shalom Baptist	0	#DIV/0!	#DIV/0!	0.00	#DIV/0!
0	HL	V	Wixom Christian	0	#DIV/0!	#DIV/0!	0.00	#DIV/0!
63,750	RO/SF	V	Yeshivath Gedoloh	0	#VALUE!	#VALUE!	#VALUE!	122.22
63,535	RO/SF	V	Southfield Christian	15.873	1240.00	-80.00	98.51	6.35
63,615	AH	V	Notre Dame Prep.(Ponti	4.6512	390.00	-100.00	13.33	241.86
63,576	AH	V	Greater Life Academy	42.857	114.29	-66.67	36.19	114.29
63,697	HL	V	West Highland Christian	0	100.00	#DIV/0!	0.00	0.00
63,503	AH	V	Bethany Christian	0	81.25	-100.00	6.25	7.41
63,612	AH	V	Oakland Christian Schoc	48.718	74.19	-54.55	26.22	38.46
63,616	AH	V	Roch Hls Christ. School	13.333	70.00	0.00	8.24	13.33
63,180	OR	P	South Lyon	9.3385	64.61	206.67	-5.33	55.64
63,281	HL	P	Walled Lake Western	23.729	62.26	40.00	2.85	45.76
63,220	AH	P	Oxford	21.229	55.00	34.29	2.60	55.87
63530	AH	V	Academy of Sacred Hear	0	54.55	0.00	1.60	70.00
63,210	RO/SF	P	Oak Park	11.111	46.85	55.56	-0.75	16.67
63,280	HL	P	Walled Lake Central	18.116	46.48	-9.86	10.67	35.87
63,586	AH	V	Lutheran NW High Scho	13.333	44.07	166.67	-4.33	41.67
63,618	AH	V	Roeper City & Country	0	40.00	#DIV/0!	0.00	180.00
63,160	AH	P	Lake Orion	19.016	39.71	24.00	2.07	24.59
63,640	OR	V	St. Mary Prep.	7.3171	39.66	200.00	-7.92	97.56
63,292	HL	P	Waterford Mott	20.189	37.94	29.85	1.55	10.09
63,290	HL	P	Waterford Kettering	23.121	35.90	23.26	1.71	-8.09
63,050	HL	P	Brandon	19.76	34.78	-3.23	5.43	29.94
63,101	OR	P	North Farmington	15.468	34.30	-11.11	5.03	16.91
63,300	OR	P	West Bloomfield	14.242	33.72	67.65	-2.49	40.61
63,070	HL	P	Clarkston	18.548	32.92	11.25	3.25	43.28
63,102	OR	P	Harrison	24.561	31.88	37.14	-0.61	76.61
63,595	OR	V	Mercy	2.2346	29.69	300.00	-1.09	39.11
63,151	HL	P	Lakeland	22.134	26.12	22.92	0.50	22.13
63,040	OR	P	Andover	4.5643	24.37	12.50	0.39	1.66
63,030	OR	P	Groves	11.215	24.26	-27.59	5.15	36.45
63,020	RO/SF	P	Berkley	17.323	23.91	107.41	-7.91	12.20
63,200	OR	P	Novi	18.75	23.16	60.71	-3.00	37.11
63,590	OR	V	Marian	10.563	22.02	0.00	0.17	-6.34
63,268	AH	P	Athens	19.681	21.11	-11.11	3.99	15.96
63,140	HL	P	Holly	10.138	20.90	40.74	-2.21	11.98
63,250	RO/SF	P	Dondero	18.227	20.57	-6.82	5.71	3.94
63,270	AH	P	Troy	10.448	20.00	-1.67	2.49	29.85
63,150	HL	P	Milford	23.345	19.35	55.32	-4.15	41.81
63,240	AH	P	Rochester	24.159	18.45	39.34	-2.68	45.26
63,251	RO/SF	P	Kimball	24.904	12.75	-28.21	9.51	28.74
63,190	RO/SF	P	Madison	16.154	12.36	-36.84	9.35	-23.08
63,230	AH	P	Pontiac Central	8.9701	12.28	44.44	-1.51	-36.21
63,241	AH	P	Adams	15.136	11.98	4.55	0.71	13.65
63,231	AH	P	Pontiac Northern	10.429	10.99	-46.88	9.17	-38.04
63,261	RO/SF	P	Southfield/Lathrup	11.333	7.06	12.12	-0.58	-4.00
63,670	RO/SF	V	Shrine	1.6667	5.00	16.67	-1.11	-47.50

Linked to data
in other worksheets

Ten Year Trend in High School Graduates Chart

=Alpha-Master!\$AF\$1
=Alpha-Master!\$AC\$1
=Alpha-Master!\$Z\$1
=Alpha-Master!\$W\$1
=Alpha-Master!\$T\$1
=Alpha-Master!\$Q\$1
=Alpha-Master!\$N\$1
=Alpha-Master!\$K\$1
=Alpha-Master!\$H\$1
=Alpha-Master!\$E\$1

Graduates
=Alpha-Master!\$AF\$78
=Alpha-Master!\$AC\$78
=Alpha-Master!\$Z\$78
=Alpha-Master!\$W\$78
=Alpha-Master!\$T\$78
=Alpha-Master!\$Q\$78
=Alpha-Master!\$N\$78
=Alpha-Master!\$K\$78
=Alpha-Master!\$H\$78
=Alpha-Master!\$E\$78

% Change
=(B4-B3)/B3
=(B5-B4)/B4
=(B6-B5)/B5
=(B7-B6)/B6
=(B8-B7)/B7
=(B9-B8)/B8
=(B10-B9)/B9
=(B11-B10)/B10
=(B12-B11)/B11

Ten Year Trend in Penetration Rate

=Alpha-Master!\$AF\$1
=Alpha-Master!\$AC\$1
=Alpha-Master!\$Z\$1
=Alpha-Master!\$W\$1
=Alpha-Master!\$T\$1
=Alpha-Master!\$Q\$1
=Alpha-Master!\$N\$1
=Alpha-Master!\$K\$1
=Alpha-Master!\$H\$1
=Alpha-Master!\$E\$1

Penetration Rate
=Alpha-Master!\$AH\$78
=Alpha-Master!\$AE\$78
=Alpha-Master!\$AB\$78
=Alpha-Master!\$Y\$78
=Alpha-Master!\$V\$78
=Alpha-Master!\$S\$78
=Alpha-Master!\$P\$78
=Alpha-Master!\$J\$78
=Alpha-Master!\$G\$78

Share of High School Graduates by Recruiting Region

=By Campus Recruiting Area!\$C\$4
=By Campus Recruiting Area!\$C\$38
=By Campus Recruiting Area!\$C\$62
=By Campus Recruiting Area!\$C\$86
Total

of Grads
=Alpha-Master!\$AF\$1
=By Campus Recruiting Area!\$AE\$36
=By Campus Recruiting Area!\$AE\$60
=By Campus Recruiting Area!\$AE\$84
=By Campus Recruiting Area!\$AE\$114
=SUM(B32:B35)

=Alpha-Master!\$AC\$1
=By Campus Recruiting Area!\$AB\$36
=By Campus Recruiting Area!\$AB\$60
=By Campus Recruiting Area!\$AB\$84
=By Campus Recruiting Area!\$AB\$114
=SUM(C32:C35)

Trend in Number of Graduates Entering OCC by Recruiting Region

of Students Entering OCC
=Alpha-Master!\$AF\$1

=Alpha-Master!\$AC\$1

Chart Data

=By Campus Recruiting Area!\$C\$4
=By Campus Recruiting Area!\$C\$38
=By Campus Recruiting Area!\$C\$62
=By Campus Recruiting Area!\$C\$86
Total

Trend in Penetration Rate by Recruiting Region
Region

=By Campus Recruiting Area!\$C\$4
=By Campus Recruiting Area!\$C\$38
=By Campus Recruiting Area!\$C\$62
=By Campus Recruiting Area!\$C\$86
Total

=By Campus Recruiting Area!\$AF\$36
=By Campus Recruiting Area!\$AF\$60
=By Campus Recruiting Area!\$AF\$84
=By Campus Recruiting Area!\$AF\$114
=SUM(B41:B44)

Penetration Rate

=Alpha-Master!\$AF\$1
=By Campus Recruiting Area!\$AG\$36
=By Campus Recruiting Area!\$AG\$60
=By Campus Recruiting Area!\$AG\$84
=By Campus Recruiting Area!\$AG\$114
=B45/B36

=By Campus Recruiting Area!\$AC\$36
=By Campus Recruiting Area!\$AC\$60
=By Campus Recruiting Area!\$AC\$84
=By Campus Recruiting Area!\$AC\$114
=SUM(C41:C44)

=Alpha-Master!\$AC\$1
=By Campus Recruiting Area!\$AD\$36
=By Campus Recruiting Area!\$AD\$60
=By Campus Recruiting Area!\$AD\$84
=By Campus Recruiting Area!\$AD\$114
=C45/C36

Trend in Grads Entering OCC

=Alpha-Master!\$AF\$1
=Alpha-Master!\$AF\$1
=Alpha-Master!\$AC\$1
=Alpha-Master!\$Z\$1
=Alpha-Master!\$W\$1
=Alpha-Master!\$T\$1
=Alpha-Master!\$Q\$1
=Alpha-Master!\$N\$1
=Alpha-Master!\$K\$1
=Alpha-Master!\$E\$1

Entering OCC

=Alpha-Master!\$AG\$78
=Alpha-Master!\$AD\$78
=Alpha-Master!\$AA\$78
=Alpha-Master!\$X\$78
=Alpha-Master!\$U\$78
=Alpha-Master!\$R\$78
=Alpha-Master!\$O\$78
=Alpha-Master!\$L\$78
=Alpha-Master!\$I\$78
=Alpha-Master!\$F\$78

=Alpha-Master!\$Z\$1
=By Campus Recruiting Area!\$Y\$36
=By Campus Recruiting Area!\$Y\$60
=By Campus Recruiting Area!\$Y\$84
=By Campus Recruiting Area!\$Y\$114
=SUM(D32:D35)

=Alpha-Master!\$W\$1
=By Campus Recruiting Area!\$V\$36
=By Campus Recruiting Area!\$V\$60
=By Campus Recruiting Area!\$V\$84
=By Campus Recruiting Area!\$V\$114
=SUM(E32:E35)

=Alpha-Master!\$T\$1
=By Campus Recruiting Area!\$S\$36
=By Campus Recruiting Area!\$S\$60
=By Campus Recruiting Area!\$S\$84
=By Campus Recruiting Area!\$S\$114
=SUM(F32:F35)

=Alpha-Master!\$Q\$1
=By Campus Recruiting Area!\$P\$36
=By Campus Recruiting Area!\$P\$60
=By Campus Recruiting Area!\$P\$84
=By Campus Recruiting Area!\$P\$114
=SUM(G32:G35)

=Alpha-Master!\$Z\$1

=Alpha-Master!\$W\$1

=Alpha-Master!\$T\$1

=Alpha-Master!\$Q\$1

=By Campus Recruiting Area!\$Z\$36
=By Campus Recruiting Area!\$Z\$60
=By Campus Recruiting Area!\$Z\$84
=By Campus Recruiting Area!\$Z\$114
=SUM(D41:D44)

=By Campus Recruiting Area!\$W\$36
=By Campus Recruiting Area!\$W\$60
=By Campus Recruiting Area!\$W\$84
=By Campus Recruiting Area!\$W\$114
=SUM(E41:E44)

=By Campus Recruiting Area!\$T\$36
=By Campus Recruiting Area!\$T\$60
=By Campus Recruiting Area!\$T\$84
=By Campus Recruiting Area!\$T\$114
=SUM(F41:F44)

=By Campus Recruiting Area!\$Q\$36
=By Campus Recruiting Area!\$Q\$60
=By Campus Recruiting Area!\$Q\$84
=By Campus Recruiting Area!\$Q\$114
=SUM(G41:G44)

=Alpha-Master!\$Z\$1
=By Campus Recruiting Area!\$AA\$36
=By Campus Recruiting Area!\$AA\$60
=By Campus Recruiting Area!\$AA\$84
=By Campus Recruiting Area!\$AA\$114
=D45/D36

=Alpha-Master!\$W\$1
=By Campus Recruiting Area!\$X\$36
=By Campus Recruiting Area!\$X\$60
=By Campus Recruiting Area!\$X\$84
=By Campus Recruiting Area!\$X\$114
=E45/E36

=Alpha-Master!\$T\$1
=By Campus Recruiting Area!\$U\$36
=By Campus Recruiting Area!\$U\$60
=By Campus Recruiting Area!\$U\$84
=By Campus Recruiting Area!\$U\$114
=F45/F36

=Alpha-Master!\$Q\$1
=By Campus Recruiting Area!\$R\$36
=By Campus Recruiting Area!\$R\$60
=By Campus Recruiting Area!\$R\$84
=By Campus Recruiting Area!\$R\$114
=G45/G36

% Change

- =(G4-G3)/G3
- =(G5-G4)/G4
- =(G6-G5)/G5
- =(G7-G6)/G6
- =(G8-G7)/G7
- =(G9-G8)/G8
- =(G10-G9)/G9
- =(G11-G10)/G10
- =(G12-G11)/G11

=Alpha-Master!\$N\$1

- =By Campus Recruiting Area!\$M\$36
- =By Campus Recruiting Area!\$M\$60
- =By Campus Recruiting Area!\$M\$84
- =By Campus Recruiting Area!\$M\$114
- =SUM(H32:H35)

=Alpha-Master!\$K\$1

- =By Campus Recruiting Area!\$J\$36
- =By Campus Recruiting Area!\$J\$60
- =By Campus Recruiting Area!\$J\$84
- =By Campus Recruiting Area!\$J\$114
- =SUM(I32:I35)

=Alpha-Master!\$H\$1

- =By Campus Recruiting Area!\$G\$36
- =By Campus Recruiting Area!\$G\$60
- =By Campus Recruiting Area!\$G\$84
- =By Campus Recruiting Area!\$G\$114
- =SUM(J32:J35)

=Alpha-Master!\$E\$1

- =By Campus Recruiting Area!\$D\$36 =K32/K36
- =By Campus Recruiting Area!\$D\$60 =K33/K36
- =By Campus Recruiting Area!\$D\$84 =K34/K36
- =By Campus Recruiting Area!\$D\$114 =K35/K36
- =SUM(K32:K35)

=Alpha-Master!\$N\$1

=Alpha-Master!\$K\$1

=Alpha-Master!\$H\$1

=Alpha-Master!\$E\$1

=By Campus Recruiting Area!\$N\$36
=By Campus Recruiting Area!\$N\$60
=By Campus Recruiting Area!\$N\$84
=By Campus Recruiting Area!\$N\$114
=SUM(H41:H44)

=By Campus Recruiting Area!\$K\$36
=By Campus Recruiting Area!\$K\$60
=By Campus Recruiting Area!\$K\$84
=By Campus Recruiting Area!\$K\$114
=SUM(I41:I44)

=By Campus Recruiting Area!\$H\$36
=By Campus Recruiting Area!\$H\$60
=By Campus Recruiting Area!\$H\$84
=By Campus Recruiting Area!\$H\$114
=SUM(J41:J44)

=By Campus Recruiting Area!\$E\$36
=By Campus Recruiting Area!\$E\$60
=By Campus Recruiting Area!\$E\$84
=By Campus Recruiting Area!\$E\$114
=SUM(K41:K44)

=K41/K45
=K42/K45
=K43/K45
=K44/K45

=Alpha-Master!\$N\$1
=By Campus Recruiting Area!\$O\$36
=By Campus Recruiting Area!\$O\$60
=By Campus Recruiting Area!\$O\$84
=By Campus Recruiting Area!\$O\$114
=H45/H36

=Alpha-Master!\$K\$1
=By Campus Recruiting Area!\$L\$36
=By Campus Recruiting Area!\$L\$60
=By Campus Recruiting Area!\$L\$84
=By Campus Recruiting Area!\$L\$114
=I45/I36

=Alpha-Master!\$H\$1
=By Campus Recruiting Area!\$I\$36
=By Campus Recruiting Area!\$I\$60
=By Campus Recruiting Area!\$I\$84
=By Campus Recruiting Area!\$I\$114
=J45/J36

=Alpha-Master!\$E\$1
=By Campus Recruiting Area!\$F\$36
=By Campus Recruiting Area!\$F\$60
=By Campus Recruiting Area!\$F\$84
=By Campus Recruiting Area!\$F\$114
=K45/K36

**Oakland Community College
2000 High School Penetration Report
Table 6 Private Schools - 5 and 10 Year Percent Change**

2000

Private High School	High School Grads
Academy of Sacred Heart	=VLOOKUP(A3,'Alpha-Master'!\$D\$4:\$AK\$76,2,FALSE)
Akiva Hebrew Day	=VLOOKUP(A4,'Alpha-Master'!\$D\$4:\$AK\$76,2,FALSE)
Bethany Christian	=VLOOKUP(A5,'Alpha-Master'!\$D\$4:\$AK\$76,2,FALSE)
Bishop Foley	=VLOOKUP(A6,'Alpha-Master'!\$D\$4:\$AK\$76,2,FALSE)
Brother Rice	=VLOOKUP(A7,'Alpha-Master'!\$D\$4:\$AK\$76,2,FALSE)
Cranbrook Kingswood	=VLOOKUP(A8,'Alpha-Master'!\$D\$4:\$AK\$76,2,FALSE)
Detroit Country Day	=VLOOKUP(A9,'Alpha-Master'!\$D\$4:\$AK\$76,2,FALSE)
Eton Academy	=VLOOKUP(A10,'Alpha-Master'!\$D\$4:\$AK\$76,2,FALSE)
Franklin Road Christian	=VLOOKUP(A11,'Alpha-Master'!\$D\$4:\$AK\$76,2,FALSE)
Greater Life Academy	=VLOOKUP(A12,'Alpha-Master'!\$D\$4:\$AK\$76,2,FALSE)
Highland Hills Christian Academy	=VLOOKUP(A13,'Alpha-Master'!\$D\$4:\$AK\$76,2,FALSE)
Indianwood Christian	=VLOOKUP(A14,'Alpha-Master'!\$D\$4:\$AK\$76,2,FALSE)
Lutheran NW High School	=VLOOKUP(A15,'Alpha-Master'!\$D\$4:\$AK\$76,2,FALSE)
Marian	=VLOOKUP(A16,'Alpha-Master'!\$D\$4:\$AK\$76,2,FALSE)
Mercy	=VLOOKUP(A17,'Alpha-Master'!\$D\$4:\$AK\$76,2,FALSE)
Pontiac Academy for Excellence (formerly New Directions Institute)	=VLOOKUP(A18,'Alpha-Master'!\$D\$4:\$AK\$76,2,FALSE)
Notre Dame Prep.(Pontiac/Oakland)	=VLOOKUP(A19,'Alpha-Master'!\$D\$4:\$AK\$76,2,FALSE)
Novi Christian	=VLOOKUP(A20,'Alpha-Master'!\$D\$4:\$AK\$76,2,FALSE)
Oakland Christian School	=VLOOKUP(A21,'Alpha-Master'!\$D\$4:\$AK\$76,2,FALSE)
Our Lady of the Lakes	=VLOOKUP(A22,'Alpha-Master'!\$D\$4:\$AK\$76,2,FALSE)
Oxford Christian Academy	=VLOOKUP(A23,'Alpha-Master'!\$D\$4:\$AK\$76,2,FALSE)
Roch Hls Christ. School	=VLOOKUP(A24,'Alpha-Master'!\$D\$4:\$AK\$76,2,FALSE)
Roeper City & Country	=VLOOKUP(A25,'Alpha-Master'!\$D\$4:\$AK\$76,2,FALSE)
SAA Beth Jacob	=VLOOKUP(A26,'Alpha-Master'!\$D\$4:\$AK\$76,2,FALSE)
Shrine	=VLOOKUP(A27,'Alpha-Master'!\$D\$4:\$AK\$76,2,FALSE)
Southfield Christian	=VLOOKUP(A28,'Alpha-Master'!\$D\$4:\$AK\$76,2,FALSE)
Springfld Christ. Acad.	=VLOOKUP(A29,'Alpha-Master'!\$D\$4:\$AK\$76,2,FALSE)
St. Mary Prep.	=VLOOKUP(A30,'Alpha-Master'!\$D\$4:\$AK\$76,2,FALSE)
Temple Christ. Academy	=VLOOKUP(A31,'Alpha-Master'!\$D\$4:\$AK\$76,2,FALSE)
West Highland Christian	=VLOOKUP(A32,'Alpha-Master'!\$D\$4:\$AK\$76,2,FALSE)
Wixom Christian	=VLOOKUP(A33,'Alpha-Master'!\$D\$4:\$AK\$76,2,FALSE)
Yeshivath Gedoloh	=VLOOKUP(A34,'Alpha-Master'!\$D\$4:\$AK\$76,2,FALSE)
Total - Private	=SUM(B3:B34)

*Five and Ten Year
Rollwise Private*

**Oakland Community College
2000 High School Penetration Report
Table 6 Private Schools - 5 and 10 Year Percent Change**

Entering OCC	Percent	High School Grads 1996
=VLOOKUP(A3,'Alpha-Master'!\$D\$4:\$AK\$76,3,FALSE)	=IF(C3=0,"",(C3/B3)*100)	=VLOOKUP(A3,'Alpha-Master'!\$D\$4:\$AK\$76,14,FALSE)
=VLOOKUP(A4,'Alpha-Master'!\$D\$4:\$AK\$76,3,FALSE)	=IF(C4=0,"",(C4/B4)*100)	0
=VLOOKUP(A5,'Alpha-Master'!\$D\$4:\$AK\$76,3,FALSE)	=IF(C5=0,"",(C5/B5)*100)	=VLOOKUP(A5,'Alpha-Master'!\$D\$4:\$AK\$76,14,FALSE)
=VLOOKUP(A6,'Alpha-Master'!\$D\$4:\$AK\$76,3,FALSE)	=IF(C6=0,"",(C6/B6)*100)	=VLOOKUP(A6,'Alpha-Master'!\$D\$4:\$AK\$76,14,FALSE)
=VLOOKUP(A7,'Alpha-Master'!\$D\$4:\$AK\$76,3,FALSE)	=IF(C7=0,"",(C7/B7)*100)	=VLOOKUP(A7,'Alpha-Master'!\$D\$4:\$AK\$76,14,FALSE)
=VLOOKUP(A8,'Alpha-Master'!\$D\$4:\$AK\$76,3,FALSE)	=IF(C8=0,"",(C8/B8)*100)	=VLOOKUP(A8,'Alpha-Master'!\$D\$4:\$AK\$76,14,FALSE)
=VLOOKUP(A9,'Alpha-Master'!\$D\$4:\$AK\$76,3,FALSE)	=IF(C9=0,"",(C9/B9)*100)	=VLOOKUP(A9,'Alpha-Master'!\$D\$4:\$AK\$76,14,FALSE)
=VLOOKUP(A10,'Alpha-Master'!\$D\$4:\$AK\$76,3,FALSE)	=IF(C10=0,"",(C10/B10)*100)	=VLOOKUP(A10,'Alpha-Master'!\$D\$4:\$AK\$76,14,FALSE)
=VLOOKUP(A11,'Alpha-Master'!\$D\$4:\$AK\$76,3,FALSE)	=IF(C11=0,"",(C11/B11)*100)	=VLOOKUP(A11,'Alpha-Master'!\$D\$4:\$AK\$76,14,FALSE)
=VLOOKUP(A12,'Alpha-Master'!\$D\$4:\$AK\$76,3,FALSE)	=IF(C12=0,"",(C12/B12)*100)	=VLOOKUP(A12,'Alpha-Master'!\$D\$4:\$AK\$76,14,FALSE)
=VLOOKUP(A13,'Alpha-Master'!\$D\$4:\$AK\$76,3,FALSE)	=IF(C13=0,"",(C13/B13)*100)	=VLOOKUP(A13,'Alpha-Master'!\$D\$4:\$AK\$76,14,FALSE)
=VLOOKUP(A14,'Alpha-Master'!\$D\$4:\$AK\$76,3,FALSE)	=IF(C14=0,"",(C14/B14)*100)	=VLOOKUP(A14,'Alpha-Master'!\$D\$4:\$AK\$76,14,FALSE)
=VLOOKUP(A15,'Alpha-Master'!\$D\$4:\$AK\$76,3,FALSE)	=IF(C15=0,"",(C15/B15)*100)	=VLOOKUP(A15,'Alpha-Master'!\$D\$4:\$AK\$76,14,FALSE)
=VLOOKUP(A16,'Alpha-Master'!\$D\$4:\$AK\$76,3,FALSE)	=IF(C16=0,"",(C16/B16)*100)	=VLOOKUP(A16,'Alpha-Master'!\$D\$4:\$AK\$76,14,FALSE)
=VLOOKUP(A17,'Alpha-Master'!\$D\$4:\$AK\$76,3,FALSE)	=IF(C17=0,"",(C17/B17)*100)	=VLOOKUP(A17,'Alpha-Master'!\$D\$4:\$AK\$76,14,FALSE)
=VLOOKUP(A18,'Alpha-Master'!\$D\$4:\$AK\$76,3,FALSE)	=IF(C18=0,"",(C18/B18)*100)	=VLOOKUP(A18,'Alpha-Master'!\$D\$4:\$AK\$76,14,FALSE)
=VLOOKUP(A19,'Alpha-Master'!\$D\$4:\$AK\$76,3,FALSE)	=IF(C19=0,"",(C19/B19)*100)	=VLOOKUP(A19,'Alpha-Master'!\$D\$4:\$AK\$76,14,FALSE)
=VLOOKUP(A20,'Alpha-Master'!\$D\$4:\$AK\$76,3,FALSE)	=IF(C20=0,"",(C20/B20)*100)	=VLOOKUP(A20,'Alpha-Master'!\$D\$4:\$AK\$76,14,FALSE)
=VLOOKUP(A21,'Alpha-Master'!\$D\$4:\$AK\$76,3,FALSE)	=IF(C21=0,"",(C21/B21)*100)	=VLOOKUP(A21,'Alpha-Master'!\$D\$4:\$AK\$76,14,FALSE)
=VLOOKUP(A22,'Alpha-Master'!\$D\$4:\$AK\$76,3,FALSE)	=IF(C22=0,"",(C22/B22)*100)	=VLOOKUP(A22,'Alpha-Master'!\$D\$4:\$AK\$76,14,FALSE)
=VLOOKUP(A23,'Alpha-Master'!\$D\$4:\$AK\$76,3,FALSE)	=IF(C23=0,"",(C23/B23)*100)	=VLOOKUP(A23,'Alpha-Master'!\$D\$4:\$AK\$76,14,FALSE)
=VLOOKUP(A24,'Alpha-Master'!\$D\$4:\$AK\$76,3,FALSE)	=IF(C24=0,"",(C24/B24)*100)	=VLOOKUP(A24,'Alpha-Master'!\$D\$4:\$AK\$76,14,FALSE)
=VLOOKUP(A25,'Alpha-Master'!\$D\$4:\$AK\$76,3,FALSE)	=IF(C25=0,"",(C25/B25)*100)	=VLOOKUP(A25,'Alpha-Master'!\$D\$4:\$AK\$76,14,FALSE)
=VLOOKUP(A26,'Alpha-Master'!\$D\$4:\$AK\$76,3,FALSE)	=IF(C26=0,"",(C26/B26)*100)	=VLOOKUP(A26,'Alpha-Master'!\$D\$4:\$AK\$76,14,FALSE)
=VLOOKUP(A27,'Alpha-Master'!\$D\$4:\$AK\$76,3,FALSE)	=IF(C27=0,"",(C27/B27)*100)	=VLOOKUP(A27,'Alpha-Master'!\$D\$4:\$AK\$76,14,FALSE)
=VLOOKUP(A28,'Alpha-Master'!\$D\$4:\$AK\$76,3,FALSE)	=IF(C28=0,"",(C28/B28)*100)	=VLOOKUP(A28,'Alpha-Master'!\$D\$4:\$AK\$76,14,FALSE)
=VLOOKUP(A29,'Alpha-Master'!\$D\$4:\$AK\$76,3,FALSE)	=IF(C29=0,"",(C29/B29)*100)	=VLOOKUP(A29,'Alpha-Master'!\$D\$4:\$AK\$76,14,FALSE)
=VLOOKUP(A30,'Alpha-Master'!\$D\$4:\$AK\$76,3,FALSE)	=IF(C30=0,"",(C30/B30)*100)	=VLOOKUP(A30,'Alpha-Master'!\$D\$4:\$AK\$76,14,FALSE)
=VLOOKUP(A31,'Alpha-Master'!\$D\$4:\$AK\$76,3,FALSE)	=IF(C31=0,"",(C31/B31)*100)	=VLOOKUP(A31,'Alpha-Master'!\$D\$4:\$AK\$76,14,FALSE)
=VLOOKUP(A32,'Alpha-Master'!\$D\$4:\$AK\$76,3,FALSE)	=IF(C32=0,"",(C32/B32)*100)	=VLOOKUP(A32,'Alpha-Master'!\$D\$4:\$AK\$76,14,FALSE)
=VLOOKUP(A33,'Alpha-Master'!\$D\$4:\$AK\$76,3,FALSE)	=IF(C33=0,"",(C33/B33)*100)	=VLOOKUP(A33,'Alpha-Master'!\$D\$4:\$AK\$76,14,FALSE)
=VLOOKUP(A34,'Alpha-Master'!\$D\$4:\$AK\$76,3,FALSE)	=IF(C34=0,"",(C34/B34)*100)	0
=SUM(C3:C34)	=C36/B36*100	=SUM(F3:F34)

Oakland Community College
2000 High School Penetration Report
Table 6 Private Schools - 5 and 10 Year Percent Change

Entered OCC	Absolute Percent	High School Grads 1991
=VLOOKUP(A3,'Alpha-Master'!\$D\$4:\$AK\$76,15,FALSE) 0	=IF(G3=0,"",(G3/F3)*100)	=VLOOKUP(A3,'Alpha-Master'!\$D\$4:\$AK\$76,29,FALSE)
=VLOOKUP(A5,'Alpha-Master'!\$D\$4:\$AK\$76,15,FALSE)	=IF(G4=0,"",(G4/F4)*100)	=VLOOKUP(A4,'Alpha-Master'!\$D\$4:\$AK\$76,29,FALSE)
=VLOOKUP(A6,'Alpha-Master'!\$D\$4:\$AK\$76,15,FALSE)	=IF(G5=0,"",(G5/F5)*100)	=VLOOKUP(A5,'Alpha-Master'!\$D\$4:\$AK\$76,29,FALSE)
=VLOOKUP(A7,'Alpha-Master'!\$D\$4:\$AK\$76,15,FALSE)	=IF(G6=0,"",(G6/F6)*100)	=VLOOKUP(A6,'Alpha-Master'!\$D\$4:\$AK\$76,29,FALSE)
=VLOOKUP(A8,'Alpha-Master'!\$D\$4:\$AK\$76,15,FALSE)	=IF(G7=0,"",(G7/F7)*100)	=VLOOKUP(A7,'Alpha-Master'!\$D\$4:\$AK\$76,29,FALSE)
=VLOOKUP(A9,'Alpha-Master'!\$D\$4:\$AK\$76,15,FALSE)	=IF(G8=0,"",(G8/F8)*100)	=VLOOKUP(A8,'Alpha-Master'!\$D\$4:\$AK\$76,29,FALSE)
=VLOOKUP(A10,'Alpha-Master'!\$D\$4:\$AK\$76,15,FALSE)	=IF(G9=0,"",(G9/F9)*100)	=VLOOKUP(A9,'Alpha-Master'!\$D\$4:\$AK\$76,29,FALSE)
=VLOOKUP(A11,'Alpha-Master'!\$D\$4:\$AK\$76,15,FALSE)	=IF(G10=0,"",(G10/F10)*100)	=VLOOKUP(A10,'Alpha-Master'!\$D\$4:\$AK\$76,29,FALSE)
=VLOOKUP(A12,'Alpha-Master'!\$D\$4:\$AK\$76,15,FALSE)	=IF(G11=0,"",(G11/F11)*100)	=VLOOKUP(A11,'Alpha-Master'!\$D\$4:\$AK\$76,29,FALSE)
=VLOOKUP(A13,'Alpha-Master'!\$D\$4:\$AK\$76,15,FALSE)	=IF(G12=0,"",(G12/F12)*100)	=VLOOKUP(A12,'Alpha-Master'!\$D\$4:\$AK\$76,29,FALSE)
=VLOOKUP(A14,'Alpha-Master'!\$D\$4:\$AK\$76,15,FALSE)	=IF(G13=0,"",(G13/F13)*100)	=VLOOKUP(A13,'Alpha-Master'!\$D\$4:\$AK\$76,29,FALSE)
=VLOOKUP(A15,'Alpha-Master'!\$D\$4:\$AK\$76,15,FALSE)	=IF(G14=0,"",(G14/F14)*100)	=VLOOKUP(A14,'Alpha-Master'!\$D\$4:\$AK\$76,29,FALSE)
=VLOOKUP(A16,'Alpha-Master'!\$D\$4:\$AK\$76,15,FALSE)	=IF(G15=0,"",(G15/F15)*100)	=VLOOKUP(A15,'Alpha-Master'!\$D\$4:\$AK\$76,29,FALSE)
=VLOOKUP(A17,'Alpha-Master'!\$D\$4:\$AK\$76,15,FALSE)	=IF(G16=0,"",(G16/F16)*100)	=VLOOKUP(A16,'Alpha-Master'!\$D\$4:\$AK\$76,29,FALSE)
=VLOOKUP(A18,'Alpha-Master'!\$D\$4:\$AK\$76,15,FALSE)	=IF(G17=0,"",(G17/F17)*100)	=VLOOKUP(A17,'Alpha-Master'!\$D\$4:\$AK\$76,29,FALSE)
=VLOOKUP(A19,'Alpha-Master'!\$D\$4:\$AK\$76,15,FALSE)	=IF(G18=0,"",(G18/F18)*100)	=VLOOKUP(A18,'Alpha-Master'!\$D\$4:\$AK\$76,29,FALSE)
=VLOOKUP(A20,'Alpha-Master'!\$D\$4:\$AK\$76,15,FALSE)	=IF(G19=0,"",(G19/F19)*100)	=VLOOKUP(A19,'Alpha-Master'!\$D\$4:\$AK\$76,29,FALSE)
=VLOOKUP(A21,'Alpha-Master'!\$D\$4:\$AK\$76,15,FALSE)	=IF(G20=0,"",(G20/F20)*100)	=VLOOKUP(A20,'Alpha-Master'!\$D\$4:\$AK\$76,29,FALSE)
=VLOOKUP(A22,'Alpha-Master'!\$D\$4:\$AK\$76,15,FALSE)	=IF(G21=0,"",(G21/F21)*100)	=VLOOKUP(A21,'Alpha-Master'!\$D\$4:\$AK\$76,29,FALSE)
=VLOOKUP(A23,'Alpha-Master'!\$D\$4:\$AK\$76,15,FALSE)	=IF(G22=0,"",(G22/F22)*100)	=VLOOKUP(A22,'Alpha-Master'!\$D\$4:\$AK\$76,29,FALSE)
=VLOOKUP(A24,'Alpha-Master'!\$D\$4:\$AK\$76,15,FALSE)	=IF(G23=0,"",(G23/F23)*100)	=VLOOKUP(A23,'Alpha-Master'!\$D\$4:\$AK\$76,29,FALSE)
=VLOOKUP(A25,'Alpha-Master'!\$D\$4:\$AK\$76,15,FALSE)	=IF(G24=0,"",(G24/F24)*100)	=VLOOKUP(A24,'Alpha-Master'!\$D\$4:\$AK\$76,29,FALSE)
=VLOOKUP(A26,'Alpha-Master'!\$D\$4:\$AK\$76,15,FALSE)	=IF(G25=0,"",(G25/F25)*100)	=VLOOKUP(A25,'Alpha-Master'!\$D\$4:\$AK\$76,29,FALSE)
=VLOOKUP(A27,'Alpha-Master'!\$D\$4:\$AK\$76,15,FALSE)	=IF(G26=0,"",(G26/F26)*100)	=VLOOKUP(A26,'Alpha-Master'!\$D\$4:\$AK\$76,29,FALSE)
=VLOOKUP(A28,'Alpha-Master'!\$D\$4:\$AK\$76,15,FALSE)	=IF(G27=0,"",(G27/F27)*100)	=VLOOKUP(A27,'Alpha-Master'!\$D\$4:\$AK\$76,29,FALSE)
=VLOOKUP(A29,'Alpha-Master'!\$D\$4:\$AK\$76,15,FALSE)	=IF(G28=0,"",(G28/F28)*100)	=VLOOKUP(A28,'Alpha-Master'!\$D\$4:\$AK\$76,29,FALSE)
=VLOOKUP(A30,'Alpha-Master'!\$D\$4:\$AK\$76,15,FALSE)	=IF(G29=0,"",(G29/F29)*100)	=VLOOKUP(A29,'Alpha-Master'!\$D\$4:\$AK\$76,29,FALSE)
=VLOOKUP(A31,'Alpha-Master'!\$D\$4:\$AK\$76,15,FALSE)	=IF(G30=0,"",(G30/F30)*100)	=VLOOKUP(A30,'Alpha-Master'!\$D\$4:\$AK\$76,29,FALSE)
=VLOOKUP(A32,'Alpha-Master'!\$D\$4:\$AK\$76,15,FALSE)	=IF(G31=0,"",(G31/F31)*100)	=VLOOKUP(A31,'Alpha-Master'!\$D\$4:\$AK\$76,29,FALSE)
=VLOOKUP(A33,'Alpha-Master'!\$D\$4:\$AK\$76,15,FALSE)	=IF(G32=0,"",(G32/F32)*100)	=VLOOKUP(A32,'Alpha-Master'!\$D\$4:\$AK\$76,29,FALSE)
0	=IF(G33=0,"",(G33/F33)*100)	=VLOOKUP(A33,'Alpha-Master'!\$D\$4:\$AK\$76,29,FALSE)
=SUM(G3:G34)	=G36/F36*100	=SUM(J3:J34)

Oakland Community College
2000 High School Penetration Report
Table 6 Private Schools - 5 and 10 Year Percent Change

Entered OCC	Absolute Percent
=VLOOKUP(A3,'Alpha-Master'!\$D\$4:\$AK\$76,30,FALSE)	=IF(K3=0,"",(K3/J3)*100)
=VLOOKUP(A4,'Alpha-Master'!\$D\$4:\$AK\$76,30,FALSE)	=IF(K4=0,"",(K4/J4)*100)
=VLOOKUP(A5,'Alpha-Master'!\$D\$4:\$AK\$76,30,FALSE)	=IF(K5=0,"",(K5/J5)*100)
=VLOOKUP(A6,'Alpha-Master'!\$D\$4:\$AK\$76,30,FALSE)	=IF(K6=0,"",(K6/J6)*100)
=VLOOKUP(A7,'Alpha-Master'!\$D\$4:\$AK\$76,30,FALSE)	=IF(K7=0,"",(K7/J7)*100)
=VLOOKUP(A8,'Alpha-Master'!\$D\$4:\$AK\$76,30,FALSE)	=IF(K8=0,"",(K8/J8)*100)
=VLOOKUP(A9,'Alpha-Master'!\$D\$4:\$AK\$76,30,FALSE)	=IF(K9=0,"",(K9/J9)*100)
=VLOOKUP(A10,'Alpha-Master'!\$D\$4:\$AK\$76,30,FALSE)	=IF(K10=0,"",(K10/J10)*100)
=VLOOKUP(A11,'Alpha-Master'!\$D\$4:\$AK\$76,30,FALSE)	=IF(K11=0,"",(K11/J11)*100)
=VLOOKUP(A12,'Alpha-Master'!\$D\$4:\$AK\$76,30,FALSE)	=IF(K12=0,"",(K12/J12)*100)
=VLOOKUP(A13,'Alpha-Master'!\$D\$4:\$AK\$76,30,FALSE)	=IF(K13=0,"",(K13/J13)*100)
=VLOOKUP(A14,'Alpha-Master'!\$D\$4:\$AK\$76,30,FALSE)	=IF(K14=0,"",(K14/J14)*100)
=VLOOKUP(A15,'Alpha-Master'!\$D\$4:\$AK\$76,30,FALSE)	=IF(K15=0,"",(K15/J15)*100)
=VLOOKUP(A16,'Alpha-Master'!\$D\$4:\$AK\$76,30,FALSE)	=IF(K16=0,"",(K16/J16)*100)
=VLOOKUP(A17,'Alpha-Master'!\$D\$4:\$AK\$76,30,FALSE)	=IF(K17=0,"",(K17/J17)*100)
=VLOOKUP(A18,'Alpha-Master'!\$D\$4:\$AK\$76,30,FALSE)	=IF(K18=0,"",(K18/J18)*100)
=VLOOKUP(A19,'Alpha-Master'!\$D\$4:\$AK\$76,30,FALSE)	=IF(K19=0,"",(K19/J19)*100)
=VLOOKUP(A20,'Alpha-Master'!\$D\$4:\$AK\$76,30,FALSE)	=IF(K20=0,"",(K20/J20)*100)
=VLOOKUP(A21,'Alpha-Master'!\$D\$4:\$AK\$76,30,FALSE)	=IF(K21=0,"",(K21/J21)*100)
=VLOOKUP(A22,'Alpha-Master'!\$D\$4:\$AK\$76,30,FALSE)	=IF(K22=0,"",(K22/J22)*100)
=VLOOKUP(A23,'Alpha-Master'!\$D\$4:\$AK\$76,30,FALSE)	=IF(K23=0,"",(K23/J23)*100)
=VLOOKUP(A24,'Alpha-Master'!\$D\$4:\$AK\$76,30,FALSE)	=IF(K24=0,"",(K24/J24)*100)
=VLOOKUP(A25,'Alpha-Master'!\$D\$4:\$AK\$76,30,FALSE)	=IF(K25=0,"",(K25/J25)*100)
=VLOOKUP(A26,'Alpha-Master'!\$D\$4:\$AK\$76,30,FALSE)	=IF(K26=0,"",(K26/J26)*100)
=VLOOKUP(A27,'Alpha-Master'!\$D\$4:\$AK\$76,30,FALSE)	=IF(K27=0,"",(K27/J27)*100)
=VLOOKUP(A28,'Alpha-Master'!\$D\$4:\$AK\$76,30,FALSE)	=IF(K28=0,"",(K28/J28)*100)
=VLOOKUP(A29,'Alpha-Master'!\$D\$4:\$AK\$76,30,FALSE)	=IF(K29=0,"",(K29/J29)*100)
=VLOOKUP(A30,'Alpha-Master'!\$D\$4:\$AK\$76,30,FALSE)	=IF(K30=0,"",(K30/J30)*100)
=VLOOKUP(A31,'Alpha-Master'!\$D\$4:\$AK\$76,30,FALSE)	=IF(K31=0,"",(K31/J31)*100)
=VLOOKUP(A32,'Alpha-Master'!\$D\$4:\$AK\$76,30,FALSE)	=IF(K32=0,"",(K32/J32)*100)
=VLOOKUP(A33,'Alpha-Master'!\$D\$4:\$AK\$76,30,FALSE)	=IF(K33=0,"",(K33/J33)*100)
=VLOOKUP(A34,'Alpha-Master'!\$D\$4:\$AK\$76,30,FALSE)	=IF(K34=0,"",(K34/J34)*100)
=SUM(K3:K34)	=K36/J36*100

Oakland Community College
2000 High School Penetration Report
Table 5 Public Schools - 5 and 10 Year Percent Change

= 'Alpha-Master'!E1

No data entry

Public High School	High School Grads	Entering OCC
Adams	=VLOOKUP(A3,'Alpha-Master'!\$D\$4:\$AK\$76,2,FALSE)	=VLOOKUP(A3,'Alpha-Master'!\$D\$4:\$AK\$76,3,FALSE)
Andover	=VLOOKUP(A4,'Alpha-Master'!\$D\$4:\$AK\$76,2,FALSE)	=VLOOKUP(A4,'Alpha-Master'!\$D\$4:\$AK\$76,3,FALSE)
Athens	=VLOOKUP(A5,'Alpha-Master'!\$D\$4:\$AK\$76,2,FALSE)	=VLOOKUP(A5,'Alpha-Master'!\$D\$4:\$AK\$76,3,FALSE)
Avondale	=VLOOKUP(A6,'Alpha-Master'!\$D\$4:\$AK\$76,2,FALSE)	=VLOOKUP(A6,'Alpha-Master'!\$D\$4:\$AK\$76,3,FALSE)
Berkley	=VLOOKUP(A7,'Alpha-Master'!\$D\$4:\$AK\$76,2,FALSE)	=VLOOKUP(A7,'Alpha-Master'!\$D\$4:\$AK\$76,3,FALSE)
Brandon	=VLOOKUP(A8,'Alpha-Master'!\$D\$4:\$AK\$76,2,FALSE)	=VLOOKUP(A8,'Alpha-Master'!\$D\$4:\$AK\$76,3,FALSE)
Clarkston	=VLOOKUP(A9,'Alpha-Master'!\$D\$4:\$AK\$76,2,FALSE)	=VLOOKUP(A9,'Alpha-Master'!\$D\$4:\$AK\$76,3,FALSE)
Clawson	=VLOOKUP(A10,'Alpha-Master'!\$D\$4:\$AK\$76,2,FALSE)	=VLOOKUP(A10,'Alpha-Master'!\$D\$4:\$AK\$76,3,FALSE)
Dondero	=VLOOKUP(A11,'Alpha-Master'!\$D\$4:\$AK\$76,2,FALSE)	=VLOOKUP(A11,'Alpha-Master'!\$D\$4:\$AK\$76,3,FALSE)
Farmington	=VLOOKUP(A12,'Alpha-Master'!\$D\$4:\$AK\$76,2,FALSE)	=VLOOKUP(A12,'Alpha-Master'!\$D\$4:\$AK\$76,3,FALSE)
Ferndale	=VLOOKUP(A13,'Alpha-Master'!\$D\$4:\$AK\$76,2,FALSE)	=VLOOKUP(A13,'Alpha-Master'!\$D\$4:\$AK\$76,3,FALSE)
Groves	=VLOOKUP(A14,'Alpha-Master'!\$D\$4:\$AK\$76,2,FALSE)	=VLOOKUP(A14,'Alpha-Master'!\$D\$4:\$AK\$76,3,FALSE)
Harrison	=VLOOKUP(A15,'Alpha-Master'!\$D\$4:\$AK\$76,2,FALSE)	=VLOOKUP(A15,'Alpha-Master'!\$D\$4:\$AK\$76,3,FALSE)
Hazel Park	=VLOOKUP(A16,'Alpha-Master'!\$D\$4:\$AK\$76,2,FALSE)	=VLOOKUP(A16,'Alpha-Master'!\$D\$4:\$AK\$76,3,FALSE)
Holly	=VLOOKUP(A17,'Alpha-Master'!\$D\$4:\$AK\$76,2,FALSE)	=VLOOKUP(A17,'Alpha-Master'!\$D\$4:\$AK\$76,3,FALSE)
Kimball	=VLOOKUP(A18,'Alpha-Master'!\$D\$4:\$AK\$76,2,FALSE)	=VLOOKUP(A18,'Alpha-Master'!\$D\$4:\$AK\$76,3,FALSE)
Lahser	=VLOOKUP(A19,'Alpha-Master'!\$D\$4:\$AK\$76,2,FALSE)	=VLOOKUP(A19,'Alpha-Master'!\$D\$4:\$AK\$76,3,FALSE)
Lake Orion	=VLOOKUP(A20,'Alpha-Master'!\$D\$4:\$AK\$76,2,FALSE)	=VLOOKUP(A20,'Alpha-Master'!\$D\$4:\$AK\$76,3,FALSE)
Lakeland	=VLOOKUP(A21,'Alpha-Master'!\$D\$4:\$AK\$76,2,FALSE)	=VLOOKUP(A21,'Alpha-Master'!\$D\$4:\$AK\$76,3,FALSE)
Lamphere	=VLOOKUP(A22,'Alpha-Master'!\$D\$4:\$AK\$76,2,FALSE)	=VLOOKUP(A22,'Alpha-Master'!\$D\$4:\$AK\$76,3,FALSE)
Madison	=VLOOKUP(A23,'Alpha-Master'!\$D\$4:\$AK\$76,2,FALSE)	=VLOOKUP(A23,'Alpha-Master'!\$D\$4:\$AK\$76,3,FALSE)
Milford	=VLOOKUP(A24,'Alpha-Master'!\$D\$4:\$AK\$76,2,FALSE)	=VLOOKUP(A24,'Alpha-Master'!\$D\$4:\$AK\$76,3,FALSE)
North Farmington	=VLOOKUP(A25,'Alpha-Master'!\$D\$4:\$AK\$76,2,FALSE)	=VLOOKUP(A25,'Alpha-Master'!\$D\$4:\$AK\$76,3,FALSE)
Novi	=VLOOKUP(A26,'Alpha-Master'!\$D\$4:\$AK\$76,2,FALSE)	=VLOOKUP(A26,'Alpha-Master'!\$D\$4:\$AK\$76,3,FALSE)
Oak Park	=VLOOKUP(A27,'Alpha-Master'!\$D\$4:\$AK\$76,2,FALSE)	=VLOOKUP(A27,'Alpha-Master'!\$D\$4:\$AK\$76,3,FALSE)
Oxford	=VLOOKUP(A28,'Alpha-Master'!\$D\$4:\$AK\$76,2,FALSE)	=VLOOKUP(A28,'Alpha-Master'!\$D\$4:\$AK\$76,3,FALSE)
Pontiac Central	=VLOOKUP(A29,'Alpha-Master'!\$D\$4:\$AK\$76,2,FALSE)	=VLOOKUP(A29,'Alpha-Master'!\$D\$4:\$AK\$76,3,FALSE)
Pontiac Northern	=VLOOKUP(A30,'Alpha-Master'!\$D\$4:\$AK\$76,2,FALSE)	=VLOOKUP(A30,'Alpha-Master'!\$D\$4:\$AK\$76,3,FALSE)
Rochester	=VLOOKUP(A31,'Alpha-Master'!\$D\$4:\$AK\$76,2,FALSE)	=VLOOKUP(A31,'Alpha-Master'!\$D\$4:\$AK\$76,3,FALSE)
Seaholm High School	=VLOOKUP(A32,'Alpha-Master'!\$D\$4:\$AK\$76,2,FALSE)	=VLOOKUP(A32,'Alpha-Master'!\$D\$4:\$AK\$76,3,FALSE)
South Lyon	=VLOOKUP(A33,'Alpha-Master'!\$D\$4:\$AK\$76,2,FALSE)	=VLOOKUP(A33,'Alpha-Master'!\$D\$4:\$AK\$76,3,FALSE)
Southfield	=VLOOKUP(A34,'Alpha-Master'!\$D\$4:\$AK\$76,2,FALSE)	=VLOOKUP(A34,'Alpha-Master'!\$D\$4:\$AK\$76,3,FALSE)
Southfield/Lathrup	=VLOOKUP(A35,'Alpha-Master'!\$D\$4:\$AK\$76,2,FALSE)	=VLOOKUP(A35,'Alpha-Master'!\$D\$4:\$AK\$76,3,FALSE)
Troy	=VLOOKUP(A36,'Alpha-Master'!\$D\$4:\$AK\$76,2,FALSE)	=VLOOKUP(A36,'Alpha-Master'!\$D\$4:\$AK\$76,3,FALSE)
Walled Lake Central	=VLOOKUP(A37,'Alpha-Master'!\$D\$4:\$AK\$76,2,FALSE)	=VLOOKUP(A37,'Alpha-Master'!\$D\$4:\$AK\$76,3,FALSE)
Walled Lake Western	=VLOOKUP(A38,'Alpha-Master'!\$D\$4:\$AK\$76,2,FALSE)	=VLOOKUP(A38,'Alpha-Master'!\$D\$4:\$AK\$76,3,FALSE)
Waterford Kettering	=VLOOKUP(A39,'Alpha-Master'!\$D\$4:\$AK\$76,2,FALSE)	=VLOOKUP(A39,'Alpha-Master'!\$D\$4:\$AK\$76,3,FALSE)
Waterford Mott	=VLOOKUP(A40,'Alpha-Master'!\$D\$4:\$AK\$76,2,FALSE)	=VLOOKUP(A40,'Alpha-Master'!\$D\$4:\$AK\$76,3,FALSE)
West Bloomfield	=VLOOKUP(A41,'Alpha-Master'!\$D\$4:\$AK\$76,2,FALSE)	=VLOOKUP(A41,'Alpha-Master'!\$D\$4:\$AK\$76,3,FALSE)
Total - Public	=SUM(B3:B41)	=SUM(C3:C41)

5+10 Year Public

Oakland Community College
2000 High School Penetration Report
Table 5 Public Schools - 5 and 10 Year Percent Change

5-year Percent Change

Percent	High School Grads 1996	Entered OCC
=IF(C3=0,"",(C3/B3)*100)	=VLOOKUP(A3,'Alpha-Master'!\$D\$4:\$AK\$76,14,FALSE)	=VLOOKUP(A3,'Alpha-Master'!\$D\$4:\$AK\$76,15,FALSE)
=IF(C4=0,"",(C4/B4)*100)	=VLOOKUP(A4,'Alpha-Master'!\$D\$4:\$AK\$76,14,FALSE)	=VLOOKUP(A4,'Alpha-Master'!\$D\$4:\$AK\$76,15,FALSE)
=IF(C5=0,"",(C5/B5)*100)	=VLOOKUP(A5,'Alpha-Master'!\$D\$4:\$AK\$76,14,FALSE)	=VLOOKUP(A5,'Alpha-Master'!\$D\$4:\$AK\$76,15,FALSE)
=IF(C6=0,"",(C6/B6)*100)	=VLOOKUP(A6,'Alpha-Master'!\$D\$4:\$AK\$76,14,FALSE)	=VLOOKUP(A6,'Alpha-Master'!\$D\$4:\$AK\$76,15,FALSE)
=IF(C7=0,"",(C7/B7)*100)	=VLOOKUP(A7,'Alpha-Master'!\$D\$4:\$AK\$76,14,FALSE)	=VLOOKUP(A7,'Alpha-Master'!\$D\$4:\$AK\$76,15,FALSE)
=IF(C8=0,"",(C8/B8)*100)	=VLOOKUP(A8,'Alpha-Master'!\$D\$4:\$AK\$76,14,FALSE)	=VLOOKUP(A8,'Alpha-Master'!\$D\$4:\$AK\$76,15,FALSE)
=IF(C9=0,"",(C9/B9)*100)	=VLOOKUP(A9,'Alpha-Master'!\$D\$4:\$AK\$76,14,FALSE)	=VLOOKUP(A9,'Alpha-Master'!\$D\$4:\$AK\$76,15,FALSE)
=IF(C10=0,"",(C10/B10)*100)	=VLOOKUP(A10,'Alpha-Master'!\$D\$4:\$AK\$76,14,FALSE)	=VLOOKUP(A10,'Alpha-Master'!\$D\$4:\$AK\$76,15,FALSE)
=IF(C11=0,"",(C11/B11)*100)	=VLOOKUP(A11,'Alpha-Master'!\$D\$4:\$AK\$76,14,FALSE)	=VLOOKUP(A11,'Alpha-Master'!\$D\$4:\$AK\$76,15,FALSE)
=IF(C12=0,"",(C12/B12)*100)	=VLOOKUP(A12,'Alpha-Master'!\$D\$4:\$AK\$76,14,FALSE)	=VLOOKUP(A12,'Alpha-Master'!\$D\$4:\$AK\$76,15,FALSE)
=IF(C13=0,"",(C13/B13)*100)	=VLOOKUP(A13,'Alpha-Master'!\$D\$4:\$AK\$76,14,FALSE)	=VLOOKUP(A13,'Alpha-Master'!\$D\$4:\$AK\$76,15,FALSE)
=IF(C14=0,"",(C14/B14)*100)	=VLOOKUP(A14,'Alpha-Master'!\$D\$4:\$AK\$76,14,FALSE)	=VLOOKUP(A14,'Alpha-Master'!\$D\$4:\$AK\$76,15,FALSE)
=IF(C15=0,"",(C15/B15)*100)	=VLOOKUP(A15,'Alpha-Master'!\$D\$4:\$AK\$76,14,FALSE)	=VLOOKUP(A15,'Alpha-Master'!\$D\$4:\$AK\$76,15,FALSE)
=IF(C16=0,"",(C16/B16)*100)	=VLOOKUP(A16,'Alpha-Master'!\$D\$4:\$AK\$76,14,FALSE)	=VLOOKUP(A16,'Alpha-Master'!\$D\$4:\$AK\$76,15,FALSE)
=IF(C17=0,"",(C17/B17)*100)	=VLOOKUP(A17,'Alpha-Master'!\$D\$4:\$AK\$76,14,FALSE)	=VLOOKUP(A17,'Alpha-Master'!\$D\$4:\$AK\$76,15,FALSE)
=IF(C18=0,"",(C18/B18)*100)	=VLOOKUP(A18,'Alpha-Master'!\$D\$4:\$AK\$76,14,FALSE)	=VLOOKUP(A18,'Alpha-Master'!\$D\$4:\$AK\$76,15,FALSE)
=IF(C19=0,"",(C19/B19)*100)	=VLOOKUP(A19,'Alpha-Master'!\$D\$4:\$AK\$76,14,FALSE)	=VLOOKUP(A19,'Alpha-Master'!\$D\$4:\$AK\$76,15,FALSE)
=IF(C20=0,"",(C20/B20)*100)	=VLOOKUP(A20,'Alpha-Master'!\$D\$4:\$AK\$76,14,FALSE)	=VLOOKUP(A20,'Alpha-Master'!\$D\$4:\$AK\$76,15,FALSE)
=IF(C21=0,"",(C21/B21)*100)	=VLOOKUP(A21,'Alpha-Master'!\$D\$4:\$AK\$76,14,FALSE)	=VLOOKUP(A21,'Alpha-Master'!\$D\$4:\$AK\$76,15,FALSE)
=IF(C22=0,"",(C22/B22)*100)	=VLOOKUP(A22,'Alpha-Master'!\$D\$4:\$AK\$76,14,FALSE)	=VLOOKUP(A22,'Alpha-Master'!\$D\$4:\$AK\$76,15,FALSE)
=IF(C23=0,"",(C23/B23)*100)	=VLOOKUP(A23,'Alpha-Master'!\$D\$4:\$AK\$76,14,FALSE)	=VLOOKUP(A23,'Alpha-Master'!\$D\$4:\$AK\$76,15,FALSE)
=IF(C24=0,"",(C24/B24)*100)	=VLOOKUP(A24,'Alpha-Master'!\$D\$4:\$AK\$76,14,FALSE)	=VLOOKUP(A24,'Alpha-Master'!\$D\$4:\$AK\$76,15,FALSE)
=IF(C25=0,"",(C25/B25)*100)	=VLOOKUP(A25,'Alpha-Master'!\$D\$4:\$AK\$76,14,FALSE)	=VLOOKUP(A25,'Alpha-Master'!\$D\$4:\$AK\$76,15,FALSE)
=IF(C26=0,"",(C26/B26)*100)	=VLOOKUP(A26,'Alpha-Master'!\$D\$4:\$AK\$76,14,FALSE)	=VLOOKUP(A26,'Alpha-Master'!\$D\$4:\$AK\$76,15,FALSE)
=IF(C27=0,"",(C27/B27)*100)	=VLOOKUP(A27,'Alpha-Master'!\$D\$4:\$AK\$76,14,FALSE)	=VLOOKUP(A27,'Alpha-Master'!\$D\$4:\$AK\$76,15,FALSE)
=IF(C28=0,"",(C28/B28)*100)	=VLOOKUP(A28,'Alpha-Master'!\$D\$4:\$AK\$76,14,FALSE)	=VLOOKUP(A28,'Alpha-Master'!\$D\$4:\$AK\$76,15,FALSE)
=IF(C29=0,"",(C29/B29)*100)	=VLOOKUP(A29,'Alpha-Master'!\$D\$4:\$AK\$76,14,FALSE)	=VLOOKUP(A29,'Alpha-Master'!\$D\$4:\$AK\$76,15,FALSE)
=IF(C30=0,"",(C30/B30)*100)	=VLOOKUP(A30,'Alpha-Master'!\$D\$4:\$AK\$76,14,FALSE)	=VLOOKUP(A30,'Alpha-Master'!\$D\$4:\$AK\$76,15,FALSE)
=IF(C31=0,"",(C31/B31)*100)	=VLOOKUP(A31,'Alpha-Master'!\$D\$4:\$AK\$76,14,FALSE)	=VLOOKUP(A31,'Alpha-Master'!\$D\$4:\$AK\$76,15,FALSE)
=IF(C32=0,"",(C32/B32)*100)	=VLOOKUP(A32,'Alpha-Master'!\$D\$4:\$AK\$76,14,FALSE)	=VLOOKUP(A32,'Alpha-Master'!\$D\$4:\$AK\$76,15,FALSE)
=IF(C33=0,"",(C33/B33)*100)	=VLOOKUP(A33,'Alpha-Master'!\$D\$4:\$AK\$76,14,FALSE)	=VLOOKUP(A33,'Alpha-Master'!\$D\$4:\$AK\$76,15,FALSE)
=IF(C34=0,"",(C34/B34)*100)	=VLOOKUP(A34,'Alpha-Master'!\$D\$4:\$AK\$76,14,FALSE)	=VLOOKUP(A34,'Alpha-Master'!\$D\$4:\$AK\$76,15,FALSE)
=IF(C35=0,"",(C35/B35)*100)	=VLOOKUP(A35,'Alpha-Master'!\$D\$4:\$AK\$76,14,FALSE)	=VLOOKUP(A35,'Alpha-Master'!\$D\$4:\$AK\$76,15,FALSE)
=IF(C36=0,"",(C36/B36)*100)	=VLOOKUP(A36,'Alpha-Master'!\$D\$4:\$AK\$76,14,FALSE)	=VLOOKUP(A36,'Alpha-Master'!\$D\$4:\$AK\$76,15,FALSE)
=IF(C37=0,"",(C37/B37)*100)	=VLOOKUP(A37,'Alpha-Master'!\$D\$4:\$AK\$76,14,FALSE)	=VLOOKUP(A37,'Alpha-Master'!\$D\$4:\$AK\$76,15,FALSE)
=IF(C38=0,"",(C38/B38)*100)	=VLOOKUP(A38,'Alpha-Master'!\$D\$4:\$AK\$76,14,FALSE)	=VLOOKUP(A38,'Alpha-Master'!\$D\$4:\$AK\$76,15,FALSE)
=IF(C39=0,"",(C39/B39)*100)	=VLOOKUP(A39,'Alpha-Master'!\$D\$4:\$AK\$76,14,FALSE)	=VLOOKUP(A39,'Alpha-Master'!\$D\$4:\$AK\$76,15,FALSE)
=IF(C40=0,"",(C40/B40)*100)	=VLOOKUP(A40,'Alpha-Master'!\$D\$4:\$AK\$76,14,FALSE)	=VLOOKUP(A40,'Alpha-Master'!\$D\$4:\$AK\$76,15,FALSE)
=IF(C41=0,"",(C41/B41)*100)	=VLOOKUP(A41,'Alpha-Master'!\$D\$4:\$AK\$76,14,FALSE)	=VLOOKUP(A41,'Alpha-Master'!\$D\$4:\$AK\$76,15,FALSE)
=C43/B43*100	=SUM(F3:F41)	=SUM(G3:G41)

Oakland Community College
2000 High School Penetration Report
Table 5 Public Schools - 5 and 10 Year Percent Change

10-year Percent Change

Absolute Percent	High School Grads 1991	Entered OCC
=IF(G3=0,"",(G3/F3)*100)	=VLOOKUP(A3,'Alpha-Master'!\$D\$4:\$AK\$76,29,FALSE)	=VLOOKUP(A3,'Alpha-Master'!\$D\$4:\$AK\$76,30,FALSE)
=IF(G4=0,"",(G4/F4)*100)	=VLOOKUP(A4,'Alpha-Master'!\$D\$4:\$AK\$76,29,FALSE)	=VLOOKUP(A4,'Alpha-Master'!\$D\$4:\$AK\$76,30,FALSE)
=IF(G5=0,"",(G5/F5)*100)	=VLOOKUP(A5,'Alpha-Master'!\$D\$4:\$AK\$76,29,FALSE)	=VLOOKUP(A5,'Alpha-Master'!\$D\$4:\$AK\$76,30,FALSE)
=IF(G6=0,"",(G6/F6)*100)	=VLOOKUP(A6,'Alpha-Master'!\$D\$4:\$AK\$76,29,FALSE)	=VLOOKUP(A6,'Alpha-Master'!\$D\$4:\$AK\$76,30,FALSE)
=IF(G7=0,"",(G7/F7)*100)	=VLOOKUP(A7,'Alpha-Master'!\$D\$4:\$AK\$76,29,FALSE)	=VLOOKUP(A7,'Alpha-Master'!\$D\$4:\$AK\$76,30,FALSE)
=IF(G8=0,"",(G8/F8)*100)	=VLOOKUP(A8,'Alpha-Master'!\$D\$4:\$AK\$76,29,FALSE)	=VLOOKUP(A8,'Alpha-Master'!\$D\$4:\$AK\$76,30,FALSE)
=IF(G9=0,"",(G9/F9)*100)	=VLOOKUP(A9,'Alpha-Master'!\$D\$4:\$AK\$76,29,FALSE)	=VLOOKUP(A9,'Alpha-Master'!\$D\$4:\$AK\$76,30,FALSE)
=IF(G10=0,"",(G10/F10)*100)	=VLOOKUP(A10,'Alpha-Master'!\$D\$4:\$AK\$76,29,FALSE)	=VLOOKUP(A10,'Alpha-Master'!\$D\$4:\$AK\$76,30,FALSE)
=IF(G11=0,"",(G11/F11)*100)	=VLOOKUP(A11,'Alpha-Master'!\$D\$4:\$AK\$76,29,FALSE)	=VLOOKUP(A11,'Alpha-Master'!\$D\$4:\$AK\$76,30,FALSE)
=IF(G12=0,"",(G12/F12)*100)	=VLOOKUP(A12,'Alpha-Master'!\$D\$4:\$AK\$76,29,FALSE)	=VLOOKUP(A12,'Alpha-Master'!\$D\$4:\$AK\$76,30,FALSE)
=IF(G13=0,"",(G13/F13)*100)	=VLOOKUP(A13,'Alpha-Master'!\$D\$4:\$AK\$76,29,FALSE)	=VLOOKUP(A13,'Alpha-Master'!\$D\$4:\$AK\$76,30,FALSE)
=IF(G14=0,"",(G14/F14)*100)	=VLOOKUP(A14,'Alpha-Master'!\$D\$4:\$AK\$76,29,FALSE)	=VLOOKUP(A14,'Alpha-Master'!\$D\$4:\$AK\$76,30,FALSE)
=IF(G15=0,"",(G15/F15)*100)	=VLOOKUP(A15,'Alpha-Master'!\$D\$4:\$AK\$76,29,FALSE)	=VLOOKUP(A15,'Alpha-Master'!\$D\$4:\$AK\$76,30,FALSE)
=IF(G16=0,"",(G16/F16)*100)	=VLOOKUP(A16,'Alpha-Master'!\$D\$4:\$AK\$76,29,FALSE)	=VLOOKUP(A16,'Alpha-Master'!\$D\$4:\$AK\$76,30,FALSE)
=IF(G17=0,"",(G17/F17)*100)	=VLOOKUP(A17,'Alpha-Master'!\$D\$4:\$AK\$76,29,FALSE)	=VLOOKUP(A17,'Alpha-Master'!\$D\$4:\$AK\$76,30,FALSE)
=IF(G18=0,"",(G18/F18)*100)	=VLOOKUP(A18,'Alpha-Master'!\$D\$4:\$AK\$76,29,FALSE)	=VLOOKUP(A18,'Alpha-Master'!\$D\$4:\$AK\$76,30,FALSE)
=IF(G19=0,"",(G19/F19)*100)	=VLOOKUP(A19,'Alpha-Master'!\$D\$4:\$AK\$76,29,FALSE)	=VLOOKUP(A19,'Alpha-Master'!\$D\$4:\$AK\$76,30,FALSE)
=IF(G20=0,"",(G20/F20)*100)	=VLOOKUP(A20,'Alpha-Master'!\$D\$4:\$AK\$76,29,FALSE)	=VLOOKUP(A20,'Alpha-Master'!\$D\$4:\$AK\$76,30,FALSE)
=IF(G21=0,"",(G21/F21)*100)	=VLOOKUP(A21,'Alpha-Master'!\$D\$4:\$AK\$76,29,FALSE)	=VLOOKUP(A21,'Alpha-Master'!\$D\$4:\$AK\$76,30,FALSE)
=IF(G22=0,"",(G22/F22)*100)	=VLOOKUP(A22,'Alpha-Master'!\$D\$4:\$AK\$76,29,FALSE)	=VLOOKUP(A22,'Alpha-Master'!\$D\$4:\$AK\$76,30,FALSE)
=IF(G23=0,"",(G23/F23)*100)	=VLOOKUP(A23,'Alpha-Master'!\$D\$4:\$AK\$76,29,FALSE)	=VLOOKUP(A23,'Alpha-Master'!\$D\$4:\$AK\$76,30,FALSE)
=IF(G24=0,"",(G24/F24)*100)	=VLOOKUP(A24,'Alpha-Master'!\$D\$4:\$AK\$76,29,FALSE)	=VLOOKUP(A24,'Alpha-Master'!\$D\$4:\$AK\$76,30,FALSE)
=IF(G25=0,"",(G25/F25)*100)	=VLOOKUP(A25,'Alpha-Master'!\$D\$4:\$AK\$76,29,FALSE)	=VLOOKUP(A25,'Alpha-Master'!\$D\$4:\$AK\$76,30,FALSE)
=IF(G26=0,"",(G26/F26)*100)	=VLOOKUP(A26,'Alpha-Master'!\$D\$4:\$AK\$76,29,FALSE)	=VLOOKUP(A26,'Alpha-Master'!\$D\$4:\$AK\$76,30,FALSE)
=IF(G27=0,"",(G27/F27)*100)	=VLOOKUP(A27,'Alpha-Master'!\$D\$4:\$AK\$76,29,FALSE)	=VLOOKUP(A27,'Alpha-Master'!\$D\$4:\$AK\$76,30,FALSE)
=IF(G28=0,"",(G28/F28)*100)	=VLOOKUP(A28,'Alpha-Master'!\$D\$4:\$AK\$76,29,FALSE)	=VLOOKUP(A28,'Alpha-Master'!\$D\$4:\$AK\$76,30,FALSE)
=IF(G29=0,"",(G29/F29)*100)	=VLOOKUP(A29,'Alpha-Master'!\$D\$4:\$AK\$76,29,FALSE)	=VLOOKUP(A29,'Alpha-Master'!\$D\$4:\$AK\$76,30,FALSE)
=IF(G30=0,"",(G30/F30)*100)	=VLOOKUP(A30,'Alpha-Master'!\$D\$4:\$AK\$76,29,FALSE)	=VLOOKUP(A30,'Alpha-Master'!\$D\$4:\$AK\$76,30,FALSE)
=IF(G31=0,"",(G31/F31)*100)	=VLOOKUP(A31,'Alpha-Master'!\$D\$4:\$AK\$76,29,FALSE)	=VLOOKUP(A31,'Alpha-Master'!\$D\$4:\$AK\$76,30,FALSE)
=IF(G32=0,"",(G32/F32)*100)	=VLOOKUP(A32,'Alpha-Master'!\$D\$4:\$AK\$76,29,FALSE)	=VLOOKUP(A32,'Alpha-Master'!\$D\$4:\$AK\$76,30,FALSE)
=IF(G33=0,"",(G33/F33)*100)	=VLOOKUP(A33,'Alpha-Master'!\$D\$4:\$AK\$76,29,FALSE)	=VLOOKUP(A33,'Alpha-Master'!\$D\$4:\$AK\$76,30,FALSE)
=IF(G34=0,"",(G34/F34)*100)	=VLOOKUP(A34,'Alpha-Master'!\$D\$4:\$AK\$76,29,FALSE)	=VLOOKUP(A34,'Alpha-Master'!\$D\$4:\$AK\$76,30,FALSE)
=IF(G35=0,"",(G35/F35)*100)	=VLOOKUP(A35,'Alpha-Master'!\$D\$4:\$AK\$76,29,FALSE)	=VLOOKUP(A35,'Alpha-Master'!\$D\$4:\$AK\$76,30,FALSE)
=IF(G36=0,"",(G36/F36)*100)	=VLOOKUP(A36,'Alpha-Master'!\$D\$4:\$AK\$76,29,FALSE)	=VLOOKUP(A36,'Alpha-Master'!\$D\$4:\$AK\$76,30,FALSE)
=IF(G37=0,"",(G37/F37)*100)	=VLOOKUP(A37,'Alpha-Master'!\$D\$4:\$AK\$76,29,FALSE)	=VLOOKUP(A37,'Alpha-Master'!\$D\$4:\$AK\$76,30,FALSE)
=IF(G38=0,"",(G38/F38)*100)	=VLOOKUP(A38,'Alpha-Master'!\$D\$4:\$AK\$76,29,FALSE)	=VLOOKUP(A38,'Alpha-Master'!\$D\$4:\$AK\$76,30,FALSE)
=IF(G39=0,"",(G39/F39)*100)	=VLOOKUP(A39,'Alpha-Master'!\$D\$4:\$AK\$76,29,FALSE)	=VLOOKUP(A39,'Alpha-Master'!\$D\$4:\$AK\$76,30,FALSE)
=IF(G40=0,"",(G40/F40)*100)	=VLOOKUP(A40,'Alpha-Master'!\$D\$4:\$AK\$76,29,FALSE)	=VLOOKUP(A40,'Alpha-Master'!\$D\$4:\$AK\$76,30,FALSE)
=IF(G41=0,"",(G41/F41)*100)	=VLOOKUP(A41,'Alpha-Master'!\$D\$4:\$AK\$76,29,FALSE)	=VLOOKUP(A41,'Alpha-Master'!\$D\$4:\$AK\$76,30,FALSE)
=G43/F43*100	=SUM(J3:J41)	=SUM(K3:K41)

Oakland Community College
2000 High School Penetration Report
Table 5 Public Schools - 5 and 10 Year Percent Change

Absolute Percent
=IF(K3=0,"",(K3/J3)*100)
=IF(K4=0,"",(K4/J4)*100)
=IF(K5=0,"",(K5/J5)*100)
=IF(K6=0,"",(K6/J6)*100)
=IF(K7=0,"",(K7/J7)*100)
=IF(K8=0,"",(K8/J8)*100)
=IF(K9=0,"",(K9/J9)*100)
=IF(K10=0,"",(K10/J10)*100)
=IF(K11=0,"",(K11/J11)*100)
=IF(K12=0,"",(K12/J12)*100)
=IF(K13=0,"",(K13/J13)*100)
=IF(K14=0,"",(K14/J14)*100)
=IF(K15=0,"",(K15/J15)*100)
=IF(K16=0,"",(K16/J16)*100)
=IF(K17=0,"",(K17/J17)*100)
=IF(K18=0,"",(K18/J18)*100)
=IF(K19=0,"",(K19/J19)*100)
=IF(K20=0,"",(K20/J20)*100)
=IF(K21=0,"",(K21/J21)*100)
=IF(K22=0,"",(K22/J22)*100)
=IF(K23=0,"",(K23/J23)*100)
=IF(K24=0,"",(K24/J24)*100)
=IF(K25=0,"",(K25/J25)*100)
=IF(K26=0,"",(K26/J26)*100)
=IF(K27=0,"",(K27/J27)*100)
=IF(K28=0,"",(K28/J28)*100)
=IF(K29=0,"",(K29/J29)*100)
=IF(K30=0,"",(K30/J30)*100)
=IF(K31=0,"",(K31/J31)*100)
=IF(K32=0,"",(K32/J32)*100)
=IF(K33=0,"",(K33/J33)*100)
=IF(K34=0,"",(K34/J34)*100)
=IF(K35=0,"",(K35/J35)*100)
=IF(K36=0,"",(K36/J36)*100)
=IF(K37=0,"",(K37/J37)*100)
=IF(K38=0,"",(K38/J38)*100)
=IF(K39=0,"",(K39/J39)*100)
=IF(K40=0,"",(K40/J40)*100)
=IF(K41=0,"",(K41/J41)*100)
=K43/J43*100

	RO/SF	V	Academy of Detroit	=VLOOKUP(\$D4,master,2)	=VLOOKUP(\$D4,master,3)
63501	RO/SF	V	Akiva Hebrew Day	=VLOOKUP(\$D5,master,2)	=VLOOKUP(\$D5,master,3)
0	0	V	Christian Leadership Academy	=VLOOKUP(\$D6,master,2)	=VLOOKUP(\$D6,master,3)
0	RO/SF	V	Franklin Road Christian	=VLOOKUP(\$D7,master,2)	=VLOOKUP(\$D7,master,3)
0	HL	V	Highland Hills Christian Academy	=VLOOKUP(\$D8,master,2)	=VLOOKUP(\$D8,master,3)
0	OR	V	Novi Christian	=VLOOKUP(\$D9,master,2)	=VLOOKUP(\$D9,master,3)
0	AH	V	Pontiac Academy for Excellence (formerly New Directions Institute)	=VLOOKUP(\$D10,master,2)	=VLOOKUP(\$D10,master,3)
0	0	V	Shalom Baptist	=VLOOKUP(\$D11,master,2)	=VLOOKUP(\$D11,master,3)
0	HL	V	Wixom Christian	=VLOOKUP(\$D12,master,2)	=VLOOKUP(\$D12,master,3)
63750	RO/SF	V	Yeshivath Gedoloh	=VLOOKUP(\$D13,master,2)	=VLOOKUP(\$D13,master,3)
63535	RO/SF	V	Southfield Christian	=VLOOKUP(\$D14,master,2)	=VLOOKUP(\$D14,master,3)
63615	AH	V	Notre Dame Prep.(Pontiac/Oakland)	=VLOOKUP(\$D15,master,2)	=VLOOKUP(\$D15,master,3)
63576	AH	V	Greater Life Academy	=VLOOKUP(\$D16,master,2)	=VLOOKUP(\$D16,master,3)
63697	HL	V	West Highland Christian	=VLOOKUP(\$D17,master,2)	=VLOOKUP(\$D17,master,3)
63503	AH	V	Bethany Christian	=VLOOKUP(\$D18,master,2)	=VLOOKUP(\$D18,master,3)
63612	AH	V	Oakland Christian School	=VLOOKUP(\$D19,master,2)	=VLOOKUP(\$D19,master,3)
63616	AH	V	Roch Hls Christ. School	=VLOOKUP(\$D20,master,2)	=VLOOKUP(\$D20,master,3)
63180	OR	P	South Lyon	=VLOOKUP(\$D21,master,2)	=VLOOKUP(\$D21,master,3)
63281	HL	P	Walled Lake Western	=VLOOKUP(\$D22,master,2)	=VLOOKUP(\$D22,master,3)
63220	AH	P	Oxford	=VLOOKUP(\$D23,master,2)	=VLOOKUP(\$D23,master,3)
63530	AH	V	Academy of Sacred Heart	=VLOOKUP(\$D24,master,2)	=VLOOKUP(\$D24,master,3)
63210	RO/SF	P	Oak Park	=VLOOKUP(\$D25,master,2)	=VLOOKUP(\$D25,master,3)
63280	HL	P	Walled Lake Central	=VLOOKUP(\$D26,master,2)	=VLOOKUP(\$D26,master,3)
63586	AH	V	Lutheran NW High School	=VLOOKUP(\$D27,master,2)	=VLOOKUP(\$D27,master,3)
63618	AH	V	Roeper City & Country	=VLOOKUP(\$D28,master,2)	=VLOOKUP(\$D28,master,3)
63160	AH	P	Lake Orion	=VLOOKUP(\$D29,master,2)	=VLOOKUP(\$D29,master,3)
63640	OR	V	St. Mary Prep.	=VLOOKUP(\$D30,master,2)	=VLOOKUP(\$D30,master,3)
63292	HL	P	Waterford Mott	=VLOOKUP(\$D31,master,2)	=VLOOKUP(\$D31,master,3)
63290	HL	P	Waterford Kettering	=VLOOKUP(\$D32,master,2)	=VLOOKUP(\$D32,master,3)
63050	HL	P	Brandon	=VLOOKUP(\$D33,master,2)	=VLOOKUP(\$D33,master,3)
63101	OR	P	North Farmington	=VLOOKUP(\$D34,master,2)	=VLOOKUP(\$D34,master,3)
63300	OR	P	West Bloomfield	=VLOOKUP(\$D35,master,2)	=VLOOKUP(\$D35,master,3)
63070	HL	P	Clarkston	=VLOOKUP(\$D36,master,2)	=VLOOKUP(\$D36,master,3)
63102	OR	P	Harrison	=VLOOKUP(\$D37,master,2)	=VLOOKUP(\$D37,master,3)
63595	OR	V	Mercy	=VLOOKUP(\$D38,master,2)	=VLOOKUP(\$D38,master,3)
63151	HL	P	Lakeland	=VLOOKUP(\$D39,master,2)	=VLOOKUP(\$D39,master,3)
63040	OR	P	Andover	=VLOOKUP(\$D40,master,2)	=VLOOKUP(\$D40,master,3)
63030	OR	P	Groves	=VLOOKUP(\$D41,master,2)	=VLOOKUP(\$D41,master,3)
63020	RO/SF	P	Berkley	=VLOOKUP(\$D42,master,2)	=VLOOKUP(\$D42,master,3)

Top Five and Ten Worksheet

	RO/SF	V	Academy of Detroit	=VLOOKUP(\$D4,master,2)	=VLOOKUP(\$D4,master,3)
63501	RO/SF	V	Akiva Hebrew Day	=VLOOKUP(\$D5,master,2)	=VLOOKUP(\$D5,master,3)
0	0	V	Christian Leadership Academy	=VLOOKUP(\$D6,master,2)	=VLOOKUP(\$D6,master,3)
0	RO/SF	V	Franklin Road Christian	=VLOOKUP(\$D7,master,2)	=VLOOKUP(\$D7,master,3)
63200	OR	P	Novi	=VLOOKUP(\$D43,master,2)	=VLOOKUP(\$D43,master,3)
63590	OR	V	Marian	=VLOOKUP(\$D44,master,2)	=VLOOKUP(\$D44,master,3)
63268	AH	P	Athens	=VLOOKUP(\$D45,master,2)	=VLOOKUP(\$D45,master,3)
63140	HL	P	Holly	=VLOOKUP(\$D46,master,2)	=VLOOKUP(\$D46,master,3)
63250	RO/SF	P	Dondero	=VLOOKUP(\$D47,master,2)	=VLOOKUP(\$D47,master,3)
63270	AH	P	Troy	=VLOOKUP(\$D48,master,2)	=VLOOKUP(\$D48,master,3)
63150	HL	P	Milford	=VLOOKUP(\$D49,master,2)	=VLOOKUP(\$D49,master,3)
63240	AH	P	Rochester	=VLOOKUP(\$D50,master,2)	=VLOOKUP(\$D50,master,3)
63251	RO/SF	P	Kimball	=VLOOKUP(\$D51,master,2)	=VLOOKUP(\$D51,master,3)
63190	RO/SF	P	Madison	=VLOOKUP(\$D52,master,2)	=VLOOKUP(\$D52,master,3)
63230	AH	P	Pontiac Central	=VLOOKUP(\$D53,master,2)	=VLOOKUP(\$D53,master,3)
63241	AH	P	Adams	=VLOOKUP(\$D54,master,2)	=VLOOKUP(\$D54,master,3)
63231	AH	P	Pontiac Northern	=VLOOKUP(\$D55,master,2)	=VLOOKUP(\$D55,master,3)
63261	RO/SF	P	Southfield/Lathrup	=VLOOKUP(\$D56,master,2)	=VLOOKUP(\$D56,master,3)
63670	RO/SF	V	Shrine	=VLOOKUP(\$D57,master,2)	=VLOOKUP(\$D57,master,3)
63080	RO/SF	P	Clawson	=VLOOKUP(\$D58,master,2)	=VLOOKUP(\$D58,master,3)
63100	OR	P	Farmington	=VLOOKUP(\$D59,master,2)	=VLOOKUP(\$D59,master,3)
63540	AH	V	Cranbrook Kingswood	=VLOOKUP(\$D60,master,2)	=VLOOKUP(\$D60,master,3)
63010	AH	P	Avondale	=VLOOKUP(\$D61,master,2)	=VLOOKUP(\$D61,master,3)
63550	AH	V	Detroit Country Day	=VLOOKUP(\$D62,master,2)	=VLOOKUP(\$D62,master,3)
63502	RO/SF	V	SAA Beth Jacob	=VLOOKUP(\$D63,master,2)	=VLOOKUP(\$D63,master,3)
63260	RO/SF	P	Southfield	=VLOOKUP(\$D64,master,2)	=VLOOKUP(\$D64,master,3)
63520	OR	V	Brother Rice	=VLOOKUP(\$D65,master,2)	=VLOOKUP(\$D65,master,3)
63110	RO/SF	P	Ferndale	=VLOOKUP(\$D66,master,2)	=VLOOKUP(\$D66,master,3)
63130	RO/SF	P	Hazel Park	=VLOOKUP(\$D67,master,2)	=VLOOKUP(\$D67,master,3)
63680	HL	V	Springfld Christ. Acad.	=VLOOKUP(\$D68,master,2)	=VLOOKUP(\$D68,master,3)
63600	HL	V	Our Lady of the Lakes	=VLOOKUP(\$D69,master,2)	=VLOOKUP(\$D69,master,3)
63031	OR	P	Seaholm High School	=VLOOKUP(\$D70,master,2)	=VLOOKUP(\$D70,master,3)
0	AH	V	Eton Academy	=VLOOKUP(\$D71,master,2)	=VLOOKUP(\$D71,master,3)
63041	AH	P	Lahser	=VLOOKUP(\$D72,master,2)	=VLOOKUP(\$D72,master,3)
63505	RO/SF	V	Bishop Foley	=VLOOKUP(\$D73,master,2)	=VLOOKUP(\$D73,master,3)
63170	RO/SF	P	Lamphere	=VLOOKUP(\$D74,master,2)	=VLOOKUP(\$D74,master,3)
63614	AH	V	Oxford Christian Academy	=VLOOKUP(\$D75,master,2)	=VLOOKUP(\$D75,master,3)
63690	RO/SF	V	Temple Christ. Academy	=VLOOKUP(\$D76,master,2)	=VLOOKUP(\$D76,master,3)
63578	AH	V	Indianwood Christian	=VLOOKUP(\$D77,master,2)	=VLOOKUP(\$D77,master,3)

	RO/SF		V	Academy of Detroit
63501	RO/SF	V		Akiva Hebrew Day
0	0	V		Christian Leadership Academy
0	RO/SF	V		Franklin Road Christian

=VLOOKUP(\$D4,master,2)	=VLOOKUP(\$D4,master,3)
=VLOOKUP(\$D5,master,2)	=VLOOKUP(\$D5,master,3)
=VLOOKUP(\$D6,master,2)	=VLOOKUP(\$D6,master,3)
=VLOOKUP(\$D7,master,2)	=VLOOKUP(\$D7,master,3)

	RO/SF	V	Academy of Detroit	=VLOOKUP(\$D4,master,4)	=VLOOKUP(\$D4,master,14)
63501	RO/SF	V	Akiva Hebrew Day	=VLOOKUP(\$D5,master,4)	=VLOOKUP(\$D5,master,14)
0	0	V	Christian Leadership Academy	=VLOOKUP(\$D6,master,4)	=VLOOKUP(\$D6,master,14)
0	RO/SF	V	Franklin Road Christian	=VLOOKUP(\$D7,master,4)	=VLOOKUP(\$D7,master,14)
0	HL	V	Highland Hills Christian Academy	=VLOOKUP(\$D8,master,4)	=VLOOKUP(\$D8,master,14)
0	OR	V	Novi Christian	=VLOOKUP(\$D9,master,4)	=VLOOKUP(\$D9,master,14)
0	AH	V	Pontiac Academy for Excellence (formerly New Directions Institute)	=VLOOKUP(\$D10,master,4)	=VLOOKUP(\$D10,master,14)
0	0	V	Shalom Baptist	=VLOOKUP(\$D11,master,4)	=VLOOKUP(\$D11,master,14)
0	HL	V	Wixom Christian	=VLOOKUP(\$D12,master,4)	=VLOOKUP(\$D12,master,14)
63750	RO/SF	V	Yeshivath Gedoloh	=VLOOKUP(\$D13,master,4)	=VLOOKUP(\$D13,master,14)
63535	RO/SF	V	Southfield Christian	=VLOOKUP(\$D14,master,4)	=VLOOKUP(\$D14,master,14)
63615	AH	V	Notre Dame Prep.(Pontiac/Oakland)	=VLOOKUP(\$D15,master,4)	=VLOOKUP(\$D15,master,14)
63576	AH	V	Greater Life Academy	=VLOOKUP(\$D16,master,4)	=VLOOKUP(\$D16,master,14)
63697	HL	V	West Highland Christian	=VLOOKUP(\$D17,master,4)	=VLOOKUP(\$D17,master,14)
63503	AH	V	Bethany Christian	=VLOOKUP(\$D18,master,4)	=VLOOKUP(\$D18,master,14)
63612	AH	V	Oakland Christian School	=VLOOKUP(\$D19,master,4)	=VLOOKUP(\$D19,master,14)
63616	AH	V	Roch Hls Christ. School	=VLOOKUP(\$D20,master,4)	=VLOOKUP(\$D20,master,14)
63180	OR	P	South Lyon	=VLOOKUP(\$D21,master,4)	=VLOOKUP(\$D21,master,14)
63281	HL	P	Walled Lake Western	=VLOOKUP(\$D22,master,4)	=VLOOKUP(\$D22,master,14)
63220	AH	P	Oxford	=VLOOKUP(\$D23,master,4)	=VLOOKUP(\$D23,master,14)
63530	AH	V	Academy of Sacred Heart	=VLOOKUP(\$D24,master,4)	=VLOOKUP(\$D24,master,14)
63210	RO/SF	P	Oak Park	=VLOOKUP(\$D25,master,4)	=VLOOKUP(\$D25,master,14)
63280	HL	P	Walled Lake Central	=VLOOKUP(\$D26,master,4)	=VLOOKUP(\$D26,master,14)
63586	AH	V	Lutheran NW High School	=VLOOKUP(\$D27,master,4)	=VLOOKUP(\$D27,master,14)
63618	AH	V	Roeper City & Country	=VLOOKUP(\$D28,master,4)	=VLOOKUP(\$D28,master,14)
63160	AH	P	Lake Orion	=VLOOKUP(\$D29,master,4)	=VLOOKUP(\$D29,master,14)
63640	OR	V	St. Mary Prep.	=VLOOKUP(\$D30,master,4)	=VLOOKUP(\$D30,master,14)
63292	HL	P	Waterford Mott	=VLOOKUP(\$D31,master,4)	=VLOOKUP(\$D31,master,14)
63290	HL	P	Waterford Kettering	=VLOOKUP(\$D32,master,4)	=VLOOKUP(\$D32,master,14)
63050	HL	P	Brandon	=VLOOKUP(\$D33,master,4)	=VLOOKUP(\$D33,master,14)
63101	OR	P	North Farmington	=VLOOKUP(\$D34,master,4)	=VLOOKUP(\$D34,master,14)
63300	OR	P	West Bloomfield	=VLOOKUP(\$D35,master,4)	=VLOOKUP(\$D35,master,14)
63070	HL	P	Clarkston	=VLOOKUP(\$D36,master,4)	=VLOOKUP(\$D36,master,14)
63102	OR	P	Harrison	=VLOOKUP(\$D37,master,4)	=VLOOKUP(\$D37,master,14)
63595	OR	V	Mercy	=VLOOKUP(\$D38,master,4)	=VLOOKUP(\$D38,master,14)
63151	HL	P	Lakeland	=VLOOKUP(\$D39,master,4)	=VLOOKUP(\$D39,master,14)
63040	OR	P	Andover	=VLOOKUP(\$D40,master,4)	=VLOOKUP(\$D40,master,14)
63030	OR	P	Groves	=VLOOKUP(\$D41,master,4)	=VLOOKUP(\$D41,master,14)
63020	RO/SF	P	Berkley	=VLOOKUP(\$D42,master,4)	=VLOOKUP(\$D42,master,14)

	RO/SF	V	Academy of Detroit	=VLOOKUP(\$D4,master,4)	=VLOOKUP(\$D4,master,14)
63501	RO/SF	V	Akiva Hebrew Day	=VLOOKUP(\$D5,master,4)	=VLOOKUP(\$D5,master,14)
0	0	V	Christian Leadership Academy	=VLOOKUP(\$D6,master,4)	=VLOOKUP(\$D6,master,14)
0	RO/SF	V	Franklin Road Christian	=VLOOKUP(\$D7,master,4)	=VLOOKUP(\$D7,master,14)
63200	OR	P	Novi	=VLOOKUP(\$D43,master,4)	=VLOOKUP(\$D43,master,14)
63590	OR	V	Marian	=VLOOKUP(\$D44,master,4)	=VLOOKUP(\$D44,master,14)
63268	AH	P	Athens	=VLOOKUP(\$D45,master,4)	=VLOOKUP(\$D45,master,14)
63140	HL	P	Holly	=VLOOKUP(\$D46,master,4)	=VLOOKUP(\$D46,master,14)
63250	RO/SF	P	Dondero	=VLOOKUP(\$D47,master,4)	=VLOOKUP(\$D47,master,14)
63270	AH	P	Troy	=VLOOKUP(\$D48,master,4)	=VLOOKUP(\$D48,master,14)
63150	HL	P	Milford	=VLOOKUP(\$D49,master,4)	=VLOOKUP(\$D49,master,14)
63240	AH	P	Rochester	=VLOOKUP(\$D50,master,4)	=VLOOKUP(\$D50,master,14)
63251	RO/SF	P	Kimball	=VLOOKUP(\$D51,master,4)	=VLOOKUP(\$D51,master,14)
63190	RO/SF	P	Madison	=VLOOKUP(\$D52,master,4)	=VLOOKUP(\$D52,master,14)
63230	AH	P	Pontiac Central	=VLOOKUP(\$D53,master,4)	=VLOOKUP(\$D53,master,14)
63241	AH	P	Adams	=VLOOKUP(\$D54,master,4)	=VLOOKUP(\$D54,master,14)
63231	AH	P	Pontiac Northern	=VLOOKUP(\$D55,master,4)	=VLOOKUP(\$D55,master,14)
63261	RO/SF	P	Southfield/Lathrup	=VLOOKUP(\$D56,master,4)	=VLOOKUP(\$D56,master,14)
63670	RO/SF	V	Shrine	=VLOOKUP(\$D57,master,4)	=VLOOKUP(\$D57,master,14)
63080	RO/SF	P	Clawson	=VLOOKUP(\$D58,master,4)	=VLOOKUP(\$D58,master,14)
63100	OR	P	Farmington	=VLOOKUP(\$D59,master,4)	=VLOOKUP(\$D59,master,14)
63540	AH	V	Cranbrook Kingswood	=VLOOKUP(\$D60,master,4)	=VLOOKUP(\$D60,master,14)
63010	AH	P	Avondale	=VLOOKUP(\$D61,master,4)	=VLOOKUP(\$D61,master,14)
63550	AH	V	Detroit Country Day	=VLOOKUP(\$D62,master,4)	=VLOOKUP(\$D62,master,14)
63502	RO/SF	V	SAA Beth Jacob	=VLOOKUP(\$D63,master,4)	=VLOOKUP(\$D63,master,14)
63260	RO/SF	P	Southfield	=VLOOKUP(\$D64,master,4)	=VLOOKUP(\$D64,master,14)
63520	OR	V	Brother Rice	=VLOOKUP(\$D65,master,4)	=VLOOKUP(\$D65,master,14)
63110	RO/SF	P	Ferndale	=VLOOKUP(\$D66,master,4)	=VLOOKUP(\$D66,master,14)
63130	RO/SF	P	Hazel Park	=VLOOKUP(\$D67,master,4)	=VLOOKUP(\$D67,master,14)
63680	HL	V	Springfld Christ. Acad.	=VLOOKUP(\$D68,master,4)	=VLOOKUP(\$D68,master,14)
63600	HL	V	Our Lady of the Lakes	=VLOOKUP(\$D69,master,4)	=VLOOKUP(\$D69,master,14)
63031	OR	P	Seaholm High School	=VLOOKUP(\$D70,master,4)	=VLOOKUP(\$D70,master,14)
0	AH	V	Eton Academy	=VLOOKUP(\$D71,master,4)	=VLOOKUP(\$D71,master,14)
63041	AH	P	Lahser	=VLOOKUP(\$D72,master,4)	=VLOOKUP(\$D72,master,14)
63505	RO/SF	V	Bishop Foley	=VLOOKUP(\$D73,master,4)	=VLOOKUP(\$D73,master,14)
63170	RO/SF	P	Lamphere	=VLOOKUP(\$D74,master,4)	=VLOOKUP(\$D74,master,14)
63614	AH	V	Oxford Christian Academy	=VLOOKUP(\$D75,master,4)	=VLOOKUP(\$D75,master,14)
63690	RO/SF	V	Temple Christ. Academy	=VLOOKUP(\$D76,master,4)	=VLOOKUP(\$D76,master,14)
63578	AH	V	Indianwood Christian	=VLOOKUP(\$D77,master,4)	=VLOOKUP(\$D77,master,14)

	RO/SF	V	Academy of Detroit
63501	RO/SF	V	Akiva Hebrew Day
0	0	V	Christian Leadership Academy
0	RO/SF	V	Franklin Road Christian

=VLOOKUP(\$D4,master,4)	=VLOOKUP(\$D4,master,14)
=VLOOKUP(\$D5,master,4)	=VLOOKUP(\$D5,master,14)
=VLOOKUP(\$D6,master,4)	=VLOOKUP(\$D6,master,14)
=VLOOKUP(\$D7,master,4)	=VLOOKUP(\$D7,master,14)

	RO/SF	V	Academy of Detroit	=VLOOKUP(\$D4,master,15)	=VLOOKUP(\$D4,master,16)
63501	RO/SF	V	Akiva Hebrew Day	=VLOOKUP(\$D5,master,15)	=VLOOKUP(\$D5,master,16)
0	0	V	Christian Leadership Academy	=VLOOKUP(\$D6,master,15)	=VLOOKUP(\$D6,master,16)
0	RO/SF	V	Franklin Road Christian	=VLOOKUP(\$D7,master,15)	=VLOOKUP(\$D7,master,16)
0	HL	V	Highland Hills Christian Academy	=VLOOKUP(\$D8,master,15)	=VLOOKUP(\$D8,master,16)
0	OR	V	Novi Christian	=VLOOKUP(\$D9,master,15)	=VLOOKUP(\$D9,master,16)
0	AH	V	Pontiac Academy for Excellence (formerly New Directions Institute)	=VLOOKUP(\$D10,master,15)	=VLOOKUP(\$D10,master,16)
0	0	V	Shalom Baptist	=VLOOKUP(\$D11,master,15)	=VLOOKUP(\$D11,master,16)
0	HL	V	Wixom Christian	=VLOOKUP(\$D12,master,15)	=VLOOKUP(\$D12,master,16)
63750	RO/SF	V	Yeshivath Gedoloh	=VLOOKUP(\$D13,master,15)	=VLOOKUP(\$D13,master,16)
63535	RO/SF	V	Southfield Christian	=VLOOKUP(\$D14,master,15)	=VLOOKUP(\$D14,master,16)
63615	AH	V	Notre Dame Prep.(Pontiac/Oakland)	=VLOOKUP(\$D15,master,15)	=VLOOKUP(\$D15,master,16)
63576	AH	V	Greater Life Academy	=VLOOKUP(\$D16,master,15)	=VLOOKUP(\$D16,master,16)
63697	HL	V	West Highland Christian	=VLOOKUP(\$D17,master,15)	=VLOOKUP(\$D17,master,16)
63503	AH	V	Bethany Christian	=VLOOKUP(\$D18,master,15)	=VLOOKUP(\$D18,master,16)
63612	AH	V	Oakland Christian School	=VLOOKUP(\$D19,master,15)	=VLOOKUP(\$D19,master,16)
63616	AH	V	Roch Hls Christ. School	=VLOOKUP(\$D20,master,15)	=VLOOKUP(\$D20,master,16)
63180	OR	P	South Lyon	=VLOOKUP(\$D21,master,15)	=VLOOKUP(\$D21,master,16)
63281	HL	P	Walled Lake Western	=VLOOKUP(\$D22,master,15)	=VLOOKUP(\$D22,master,16)
63220	AH	P	Oxford	=VLOOKUP(\$D23,master,15)	=VLOOKUP(\$D23,master,16)
63530	AH	V	Academy of Sacred Heart	=VLOOKUP(\$D24,master,15)	=VLOOKUP(\$D24,master,16)
63210	RO/SF	P	Oak Park	=VLOOKUP(\$D25,master,15)	=VLOOKUP(\$D25,master,16)
63280	HL	P	Walled Lake Central	=VLOOKUP(\$D26,master,15)	=VLOOKUP(\$D26,master,16)
63586	AH	V	Lutheran NW High School	=VLOOKUP(\$D27,master,15)	=VLOOKUP(\$D27,master,16)
63618	AH	V	Roeper City & Country	=VLOOKUP(\$D28,master,15)	=VLOOKUP(\$D28,master,16)
63160	AH	P	Lake Orion	=VLOOKUP(\$D29,master,15)	=VLOOKUP(\$D29,master,16)
63640	OR	V	St. Mary Prep.	=VLOOKUP(\$D30,master,15)	=VLOOKUP(\$D30,master,16)
63292	HL	P	Waterford Mott	=VLOOKUP(\$D31,master,15)	=VLOOKUP(\$D31,master,16)
63290	HL	P	Waterford Kettering	=VLOOKUP(\$D32,master,15)	=VLOOKUP(\$D32,master,16)
63050	HL	P	Brandon	=VLOOKUP(\$D33,master,15)	=VLOOKUP(\$D33,master,16)
63101	OR	P	North Farmington	=VLOOKUP(\$D34,master,15)	=VLOOKUP(\$D34,master,16)
63300	OR	P	West Bloomfield	=VLOOKUP(\$D35,master,15)	=VLOOKUP(\$D35,master,16)
63070	HL	P	Clarkston	=VLOOKUP(\$D36,master,15)	=VLOOKUP(\$D36,master,16)
63102	OR	P	Harrison	=VLOOKUP(\$D37,master,15)	=VLOOKUP(\$D37,master,16)
63595	OR	V	Mercy	=VLOOKUP(\$D38,master,15)	=VLOOKUP(\$D38,master,16)
63151	HL	P	Lakeland	=VLOOKUP(\$D39,master,15)	=VLOOKUP(\$D39,master,16)
63040	OR	P	Andover	=VLOOKUP(\$D40,master,15)	=VLOOKUP(\$D40,master,16)
63030	OR	P	Groves	=VLOOKUP(\$D41,master,15)	=VLOOKUP(\$D41,master,16)
63020	RO/SF	P	Berkley	=VLOOKUP(\$D42,master,15)	=VLOOKUP(\$D42,master,16)

	RO/SF	V	
			Academy of Detroit
63501	RO/SF	V	Akiva Hebrew Day
0	0	V	Christian Leadership Academy
0	RO/SF	V	Franklin Road Christian
63200	OR	P	Novi
63590	OR	V	Marian
63268	AH	P	Athens
63140	HL	P	Holly
63250	RO/SF	P	Dondero
63270	AH	P	Troy
63150	HL	P	Milford
63240	AH	P	Rochester
63251	RO/SF	P	Kimball
63190	RO/SF	P	Madison
63230	AH	P	Pontiac Central
63241	AH	P	Adams
63231	AH	P	Pontiac Northern
63261	RO/SF	P	Southfield/Lathrup
63670	RO/SF	V	Shrine
63080	RO/SF	P	Clawson
63100	OR	P	Farmington
63540	AH	V	Cranbrook Kingswood
63010	AH	P	Avondale
63550	AH	V	Detroit Country Day
63502	RO/SF	V	SAA Beth Jacob
63260	RO/SF	P	Southfield
63520	OR	V	Brother Rice
63110	RO/SF	P	Ferndale
63130	RO/SF	P	Hazel Park
63680	HL	V	Springfld Christ. Acad.
63600	HL	V	Our Lady of the Lakes
63031	OR	P	Seaholm High School
0	AH	V	Eton Academy
63041	AH	P	Lahser
63505	RO/SF	V	Bishop Foley
63170	RO/SF	P	Lamphere
63614	AH	V	Oxford Christian Academy
63690	RO/SF	V	Temple Christ. Academy
63578	AH	V	Indianwood Christian

=VLOOKUP(\$D4,master,15)	=VLOOKUP(\$D4,master,16)
=VLOOKUP(\$D5,master,15)	=VLOOKUP(\$D5,master,16)
=VLOOKUP(\$D6,master,15)	=VLOOKUP(\$D6,master,16)
=VLOOKUP(\$D7,master,15)	=VLOOKUP(\$D7,master,16)
=VLOOKUP(\$D43,master,15)	=VLOOKUP(\$D43,master,16)
=VLOOKUP(\$D44,master,15)	=VLOOKUP(\$D44,master,16)
=VLOOKUP(\$D45,master,15)	=VLOOKUP(\$D45,master,16)
=VLOOKUP(\$D46,master,15)	=VLOOKUP(\$D46,master,16)
=VLOOKUP(\$D47,master,15)	=VLOOKUP(\$D47,master,16)
=VLOOKUP(\$D48,master,15)	=VLOOKUP(\$D48,master,16)
=VLOOKUP(\$D49,master,15)	=VLOOKUP(\$D49,master,16)
=VLOOKUP(\$D50,master,15)	=VLOOKUP(\$D50,master,16)
=VLOOKUP(\$D51,master,15)	=VLOOKUP(\$D51,master,16)
=VLOOKUP(\$D52,master,15)	=VLOOKUP(\$D52,master,16)
=VLOOKUP(\$D53,master,15)	=VLOOKUP(\$D53,master,16)
=VLOOKUP(\$D54,master,15)	=VLOOKUP(\$D54,master,16)
=VLOOKUP(\$D55,master,15)	=VLOOKUP(\$D55,master,16)
=VLOOKUP(\$D56,master,15)	=VLOOKUP(\$D56,master,16)
=VLOOKUP(\$D57,master,15)	=VLOOKUP(\$D57,master,16)
=VLOOKUP(\$D58,master,15)	=VLOOKUP(\$D58,master,16)
=VLOOKUP(\$D59,master,15)	=VLOOKUP(\$D59,master,16)
=VLOOKUP(\$D60,master,15)	=VLOOKUP(\$D60,master,16)
=VLOOKUP(\$D61,master,15)	=VLOOKUP(\$D61,master,16)
=VLOOKUP(\$D62,master,15)	=VLOOKUP(\$D62,master,16)
=VLOOKUP(\$D63,master,15)	=VLOOKUP(\$D63,master,16)
=VLOOKUP(\$D64,master,15)	=VLOOKUP(\$D64,master,16)
=VLOOKUP(\$D65,master,15)	=VLOOKUP(\$D65,master,16)
=VLOOKUP(\$D66,master,15)	=VLOOKUP(\$D66,master,16)
=VLOOKUP(\$D67,master,15)	=VLOOKUP(\$D67,master,16)
=VLOOKUP(\$D68,master,15)	=VLOOKUP(\$D68,master,16)
=VLOOKUP(\$D69,master,15)	=VLOOKUP(\$D69,master,16)
=VLOOKUP(\$D70,master,15)	=VLOOKUP(\$D70,master,16)
=VLOOKUP(\$D71,master,15)	=VLOOKUP(\$D71,master,16)
=VLOOKUP(\$D72,master,15)	=VLOOKUP(\$D72,master,16)
=VLOOKUP(\$D73,master,15)	=VLOOKUP(\$D73,master,16)
=VLOOKUP(\$D74,master,15)	=VLOOKUP(\$D74,master,16)
=VLOOKUP(\$D75,master,15)	=VLOOKUP(\$D75,master,16)
=VLOOKUP(\$D76,master,15)	=VLOOKUP(\$D76,master,16)
=VLOOKUP(\$D77,master,15)	=VLOOKUP(\$D77,master,16)

	RO/SF		V	Academy of Detroit
63501	RO/SF	V		Akiva Hebrew Day
0	0	V		Christian Leadership Academy
0	RO/SF	V		Franklin Road Christian

=VLOOKUP(\$D4,master,15)	=VLOOKUP(\$D4,master,16)
=VLOOKUP(\$D5,master,15)	=VLOOKUP(\$D5,master,16)
=VLOOKUP(\$D6,master,15)	=VLOOKUP(\$D6,master,16)
=VLOOKUP(\$D7,master,15)	=VLOOKUP(\$D7,master,16)

	RO/SF	V	Academy of Detroit	=VLOOKUP(\$D4,master,29)	=VLOOKUP(\$D4,master,30)
63501	RO/SF	V	Akiva Hebrew Day	=VLOOKUP(\$D5,master,29)	=VLOOKUP(\$D5,master,30)
0	0	V	Christian Leadership Academy	=VLOOKUP(\$D6,master,29)	=VLOOKUP(\$D6,master,30)
0	RO/SF	V	Franklin Road Christian	=VLOOKUP(\$D7,master,29)	=VLOOKUP(\$D7,master,30)
0	HL	V	Highland Hills Christian Academy	=VLOOKUP(\$D8,master,29)	=VLOOKUP(\$D8,master,30)
0	OR	V	Novi Christian	=VLOOKUP(\$D9,master,29)	=VLOOKUP(\$D9,master,30)
0	AH	V	Pontiac Academy for Excellence (formerly New Directions Institute)	=VLOOKUP(\$D10,master,29)	=VLOOKUP(\$D10,master,30)
0	0	V	Shalom Baptist	=VLOOKUP(\$D11,master,29)	=VLOOKUP(\$D11,master,30)
0	HL	V	Wixom Christian	=VLOOKUP(\$D12,master,29)	=VLOOKUP(\$D12,master,30)
63750	RO/SF	V	Yeshivath Gedoloh	=VLOOKUP(\$D13,master,29)	=VLOOKUP(\$D13,master,30)
63535	RO/SF	V	Southfield Christian	=VLOOKUP(\$D14,master,29)	=VLOOKUP(\$D14,master,30)
63615	AH	V	Notre Dame Prep.(Pontiac/Oakland)	=VLOOKUP(\$D15,master,29)	=VLOOKUP(\$D15,master,30)
63576	AH	V	Greater Life Academy	=VLOOKUP(\$D16,master,29)	=VLOOKUP(\$D16,master,30)
63697	HL	V	West Highland Christian	=VLOOKUP(\$D17,master,29)	=VLOOKUP(\$D17,master,30)
63503	AH	V	Bethany Christian	=VLOOKUP(\$D18,master,29)	=VLOOKUP(\$D18,master,30)
63612	AH	V	Oakland Christian School	=VLOOKUP(\$D19,master,29)	=VLOOKUP(\$D19,master,30)
63616	AH	V	Roch Hls Christ. School	=VLOOKUP(\$D20,master,29)	=VLOOKUP(\$D20,master,30)
63180	OR	P	South Lyon	=VLOOKUP(\$D21,master,29)	=VLOOKUP(\$D21,master,30)
63281	HL	P	Walled Lake Western	=VLOOKUP(\$D22,master,29)	=VLOOKUP(\$D22,master,30)
63220	AH	P	Oxford	=VLOOKUP(\$D23,master,29)	=VLOOKUP(\$D23,master,30)
63530	AH	V	Academy of Sacred Heart	=VLOOKUP(\$D24,master,29)	=VLOOKUP(\$D24,master,30)
63210	RO/SF	P	Oak Park	=VLOOKUP(\$D25,master,29)	=VLOOKUP(\$D25,master,30)
63280	HL	P	Walled Lake Central	=VLOOKUP(\$D26,master,29)	=VLOOKUP(\$D26,master,30)
63586	AH	V	Lutheran NW High School	=VLOOKUP(\$D27,master,29)	=VLOOKUP(\$D27,master,30)
63618	AH	V	Roeper City & Country	=VLOOKUP(\$D28,master,29)	=VLOOKUP(\$D28,master,30)
63160	AH	P	Lake Orion	=VLOOKUP(\$D29,master,29)	=VLOOKUP(\$D29,master,30)
63640	OR	V	St. Mary Prep.	=VLOOKUP(\$D30,master,29)	=VLOOKUP(\$D30,master,30)
63292	HL	P	Waterford Mott	=VLOOKUP(\$D31,master,29)	=VLOOKUP(\$D31,master,30)
63290	HL	P	Waterford Kettering	=VLOOKUP(\$D32,master,29)	=VLOOKUP(\$D32,master,30)
63050	HL	P	Brandon	=VLOOKUP(\$D33,master,29)	=VLOOKUP(\$D33,master,30)
63101	OR	P	North Farmington	=VLOOKUP(\$D34,master,29)	=VLOOKUP(\$D34,master,30)
63300	OR	P	West Bloomfield	=VLOOKUP(\$D35,master,29)	=VLOOKUP(\$D35,master,30)
63070	HL	P	Clarkston	=VLOOKUP(\$D36,master,29)	=VLOOKUP(\$D36,master,30)
63102	OR	P	Harrison	=VLOOKUP(\$D37,master,29)	=VLOOKUP(\$D37,master,30)
63595	OR	V	Mercy	=VLOOKUP(\$D38,master,29)	=VLOOKUP(\$D38,master,30)
63151	HL	P	Lakeland	=VLOOKUP(\$D39,master,29)	=VLOOKUP(\$D39,master,30)
63040	OR	P	Andover	=VLOOKUP(\$D40,master,29)	=VLOOKUP(\$D40,master,30)
63030	OR	P	Groves	=VLOOKUP(\$D41,master,29)	=VLOOKUP(\$D41,master,30)
63020	RO/SF	P	Berkley	=VLOOKUP(\$D42,master,29)	=VLOOKUP(\$D42,master,30)

	RO/SF	V	Academy of Detroit	=VLOOKUP(\$D4,master,29)	=VLOOKUP(\$D4,master,30)
63501	RO/SF	V	Akiva Hebrew Day	=VLOOKUP(\$D5,master,29)	=VLOOKUP(\$D5,master,30)
0	0	V	Christian Leadership Academy	=VLOOKUP(\$D6,master,29)	=VLOOKUP(\$D6,master,30)
0	RO/SF	V	Franklin Road Christian	=VLOOKUP(\$D7,master,29)	=VLOOKUP(\$D7,master,30)
63200	OR	P	Novi	=VLOOKUP(\$D43,master,29)	=VLOOKUP(\$D43,master,30)
63590	OR	V	Marian	=VLOOKUP(\$D44,master,29)	=VLOOKUP(\$D44,master,30)
63268	AH	P	Athens	=VLOOKUP(\$D45,master,29)	=VLOOKUP(\$D45,master,30)
63140	HL	P	Holly	=VLOOKUP(\$D46,master,29)	=VLOOKUP(\$D46,master,30)
63250	RO/SF	P	Dondero	=VLOOKUP(\$D47,master,29)	=VLOOKUP(\$D47,master,30)
63270	AH	P	Troy	=VLOOKUP(\$D48,master,29)	=VLOOKUP(\$D48,master,30)
63150	HL	P	Milford	=VLOOKUP(\$D49,master,29)	=VLOOKUP(\$D49,master,30)
63240	AH	P	Rochester	=VLOOKUP(\$D50,master,29)	=VLOOKUP(\$D50,master,30)
63251	RO/SF	P	Kimball	=VLOOKUP(\$D51,master,29)	=VLOOKUP(\$D51,master,30)
63190	RO/SF	P	Madison	=VLOOKUP(\$D52,master,29)	=VLOOKUP(\$D52,master,30)
63230	AH	P	Pontiac Central	=VLOOKUP(\$D53,master,29)	=VLOOKUP(\$D53,master,30)
63241	AH	P	Adams	=VLOOKUP(\$D54,master,29)	=VLOOKUP(\$D54,master,30)
63231	AH	P	Pontiac Northern	=VLOOKUP(\$D55,master,29)	=VLOOKUP(\$D55,master,30)
63261	RO/SF	P	Southfield/Lathrup	=VLOOKUP(\$D56,master,29)	=VLOOKUP(\$D56,master,30)
63670	RO/SF	V	Shrine	=VLOOKUP(\$D57,master,29)	=VLOOKUP(\$D57,master,30)
63080	RO/SF	P	Clawson	=VLOOKUP(\$D58,master,29)	=VLOOKUP(\$D58,master,30)
63100	OR	P	Farmington	=VLOOKUP(\$D59,master,29)	=VLOOKUP(\$D59,master,30)
63540	AH	V	Cranbrook Kingswood	=VLOOKUP(\$D60,master,29)	=VLOOKUP(\$D60,master,30)
63010	AH	P	Avondale	=VLOOKUP(\$D61,master,29)	=VLOOKUP(\$D61,master,30)
63550	AH	V	Detroit Country Day	=VLOOKUP(\$D62,master,29)	=VLOOKUP(\$D62,master,30)
63502	RO/SF	V	SAA Beth Jacob	=VLOOKUP(\$D63,master,29)	=VLOOKUP(\$D63,master,30)
63260	RO/SF	P	Southfield	=VLOOKUP(\$D64,master,29)	=VLOOKUP(\$D64,master,30)
63520	OR	V	Brother Rice	=VLOOKUP(\$D65,master,29)	=VLOOKUP(\$D65,master,30)
63110	RO/SF	P	Ferndale	=VLOOKUP(\$D66,master,29)	=VLOOKUP(\$D66,master,30)
63130	RO/SF	P	Hazel Park	=VLOOKUP(\$D67,master,29)	=VLOOKUP(\$D67,master,30)
63680	HL	V	Springfld Christ. Acad.	=VLOOKUP(\$D68,master,29)	=VLOOKUP(\$D68,master,30)
63600	HL	V	Our Lady of the Lakes	=VLOOKUP(\$D69,master,29)	=VLOOKUP(\$D69,master,30)
63031	OR	P	Seaholm High School	=VLOOKUP(\$D70,master,29)	=VLOOKUP(\$D70,master,30)
0	AH	V	Eton Academy	=VLOOKUP(\$D71,master,29)	=VLOOKUP(\$D71,master,30)
63041	AH	P	Lahser	=VLOOKUP(\$D72,master,29)	=VLOOKUP(\$D72,master,30)
63505	RO/SF	V	Bishop Foley	=VLOOKUP(\$D73,master,29)	=VLOOKUP(\$D73,master,30)
63170	RO/SF	P	Lamphere	=VLOOKUP(\$D74,master,29)	=VLOOKUP(\$D74,master,30)
63614	AH	V	Oxford Christian Academy	=VLOOKUP(\$D75,master,29)	=VLOOKUP(\$D75,master,30)
63690	RO/SF	V	Temple Christ. Academy	=VLOOKUP(\$D76,master,29)	=VLOOKUP(\$D76,master,30)
63578	AH	V	Indianwood Christian	=VLOOKUP(\$D77,master,29)	=VLOOKUP(\$D77,master,30)

	RO/SF	V	Academy of Detroit
63501	RO/SF	V	Akiva Hebrew Day
0	0	V	Christian Leadership Academy
0	RO/SF	V	Franklin Road Christian

=VLOOKUP(\$D4,master,29)	=VLOOKUP(\$D4,master,30)
=VLOOKUP(\$D5,master,29)	=VLOOKUP(\$D5,master,30)
=VLOOKUP(\$D6,master,29)	=VLOOKUP(\$D6,master,30)
=VLOOKUP(\$D7,master,29)	=VLOOKUP(\$D7,master,30)

	RO/SF	V	Academy of Detroit	=VLOOKUP(\$D4, master, 31)	=(E4-H4)/H4*100
63501	RO/SF	V	Akiva Hebrew Day	=VLOOKUP(\$D5, master, 31)	=(E5-H5)/H5*100
0	0	V	Christian Leadership Academy	=VLOOKUP(\$D6, master, 31)	=(E6-H6)/H6*100
0	RO/SF	V	Franklin Road Christian	=VLOOKUP(\$D7, master, 31)	=(E7-H7)/H7*100
0	HL	V	Highland Hills Christian Academy	=VLOOKUP(\$D8, master, 31)	=(E8-H8)/H8*100
0	OR	V	Novi Christian	=VLOOKUP(\$D9, master, 31)	=(E9-H9)/H9*100
0	AH	V	Pontiac Academy for Excellence (formerly New Directions Institute)	=VLOOKUP(\$D10, master, 31)	=(E10-H10)/H10*100
0	0	V	Shalom Baptist	=VLOOKUP(\$D11, master, 31)	=(E11-H11)/H11*100
0	HL	V	Wixom Christian	=VLOOKUP(\$D12, master, 31)	=(E12-H12)/H12*100
63750	RO/SF	V	Yeshivath Gedoloh	=VLOOKUP(\$D13, master, 31)	=(E13-H13)/H13*100
63535	RO/SF	V	Southfield Christian	=VLOOKUP(\$D14, master, 31)	=(E14-H14)/H14*100
63615	AH	V	Notre Dame Prep.(Pontiac/Oakland)	=VLOOKUP(\$D15, master, 31)	=(E15-H15)/H15*100
63576	AH	V	Greater Life Academy	=VLOOKUP(\$D16, master, 31)	=(E16-H16)/H16*100
63697	HL	V	West Highland Christian	=VLOOKUP(\$D17, master, 31)	=(E17-H17)/H17*100
63503	AH	V	Bethany Christian	=VLOOKUP(\$D18, master, 31)	=(E18-H18)/H18*100
63612	AH	V	Oakland Christian School	=VLOOKUP(\$D19, master, 31)	=(E19-H19)/H19*100
63616	AH	V	Roch Hls Christ. School	=VLOOKUP(\$D20, master, 31)	=(E20-H20)/H20*100
63180	OR	P	South Lyon	=VLOOKUP(\$D21, master, 31)	=(E21-H21)/H21*100
63281	HL	P	Walled Lake Western	=VLOOKUP(\$D22, master, 31)	=(E22-H22)/H22*100
63220	AH	P	Oxford	=VLOOKUP(\$D23, master, 31)	=(E23-H23)/H23*100
63530	AH	V	Academy of Sacred Heart	=VLOOKUP(\$D24, master, 31)	=(E24-H24)/H24*100
63210	RO/SF	P	Oak Park	=VLOOKUP(\$D25, master, 31)	=(E25-H25)/H25*100
63280	HL	P	Walled Lake Central	=VLOOKUP(\$D26, master, 31)	=(E26-H26)/H26*100
63586	AH	V	Lutheran NW High School	=VLOOKUP(\$D27, master, 31)	=(E27-H27)/H27*100
63618	AH	V	Roeper City & Country	=VLOOKUP(\$D28, master, 31)	=(E28-H28)/H28*100
63160	AH	P	Lake Orion	=VLOOKUP(\$D29, master, 31)	=(E29-H29)/H29*100
63640	OR	V	St. Mary Prep.	=VLOOKUP(\$D30, master, 31)	=(E30-H30)/H30*100
63292	HL	P	Waterford Mott	=VLOOKUP(\$D31, master, 31)	=(E31-H31)/H31*100
63290	HL	P	Waterford Kettering	=VLOOKUP(\$D32, master, 31)	=(E32-H32)/H32*100
63050	HL	P	Brandon	=VLOOKUP(\$D33, master, 31)	=(E33-H33)/H33*100
63101	OR	P	North Farmington	=VLOOKUP(\$D34, master, 31)	=(E34-H34)/H34*100
63300	OR	P	West Bloomfield	=VLOOKUP(\$D35, master, 31)	=(E35-H35)/H35*100
63070	HL	P	Clarkston	=VLOOKUP(\$D36, master, 31)	=(E36-H36)/H36*100
63102	OR	P	Harrison	=VLOOKUP(\$D37, master, 31)	=(E37-H37)/H37*100
63595	OR	V	Mercy	=VLOOKUP(\$D38, master, 31)	=(E38-H38)/H38*100
63151	HL	P	Lakeland	=VLOOKUP(\$D39, master, 31)	=(E39-H39)/H39*100
63040	OR	P	Andover	=VLOOKUP(\$D40, master, 31)	=(E40-H40)/H40*100
63030	OR	P	Groves	=VLOOKUP(\$D41, master, 31)	=(E41-H41)/H41*100
63020	RO/SF	P	Berkley	=VLOOKUP(\$D42, master, 31)	=(E42-H42)/H42*100

	RO/SF	V	Academy of Detroit	=VLOOKUP(\$D4,master,31)	=(E4-H4)/H4*100
63501	RO/SF	V	Akiva Hebrew Day	=VLOOKUP(\$D5,master,31)	=(E5-H5)/H5*100
0	0	V	Christian Leadership Academy	=VLOOKUP(\$D6,master,31)	=(E6-H6)/H6*100
0	RO/SF	V	Franklin Road Christian	=VLOOKUP(\$D7,master,31)	=(E7-H7)/H7*100
63200	OR	P	Novi	=VLOOKUP(\$D43,master,31)	=(E43-H43)/H43*100
63590	OR	V	Marian	=VLOOKUP(\$D44,master,31)	=(E44-H44)/H44*100
63268	AH	P	Athens	=VLOOKUP(\$D45,master,31)	=(E45-H45)/H45*100
63140	HL	P	Holly	=VLOOKUP(\$D46,master,31)	=(E46-H46)/H46*100
63250	RO/SF	P	Dondero	=VLOOKUP(\$D47,master,31)	=(E47-H47)/H47*100
63270	AH	P	Troy	=VLOOKUP(\$D48,master,31)	=(E48-H48)/H48*100
63150	HL	P	Milford	=VLOOKUP(\$D49,master,31)	=(E49-H49)/H49*100
63240	AH	P	Rochester	=VLOOKUP(\$D50,master,31)	=(E50-H50)/H50*100
63251	RO/SF	P	Kimball	=VLOOKUP(\$D51,master,31)	=(E51-H51)/H51*100
63190	RO/SF	P	Madison	=VLOOKUP(\$D52,master,31)	=(E52-H52)/H52*100
63230	AH	P	Pontiac Central	=VLOOKUP(\$D53,master,31)	=(E53-H53)/H53*100
63241	AH	P	Adams	=VLOOKUP(\$D54,master,31)	=(E54-H54)/H54*100
63231	AH	P	Pontiac Northern	=VLOOKUP(\$D55,master,31)	=(E55-H55)/H55*100
63261	RO/SF	P	Southfield/Lathrup	=VLOOKUP(\$D56,master,31)	=(E56-H56)/H56*100
63670	RO/SF	V	Shrine	=VLOOKUP(\$D57,master,31)	=(E57-H57)/H57*100
63080	RO/SF	P	Clawson	=VLOOKUP(\$D58,master,31)	=(E58-H58)/H58*100
63100	OR	P	Farmington	=VLOOKUP(\$D59,master,31)	=(E59-H59)/H59*100
63540	AH	V	Cranbrook Kingswood	=VLOOKUP(\$D60,master,31)	=(E60-H60)/H60*100
63010	AH	P	Avondale	=VLOOKUP(\$D61,master,31)	=(E61-H61)/H61*100
63550	AH	V	Detroit Country Day	=VLOOKUP(\$D62,master,31)	=(E62-H62)/H62*100
63502	RO/SF	V	SAA Beth Jacob	=VLOOKUP(\$D63,master,31)	=(E63-H63)/H63*100
63260	RO/SF	P	Southfield	=VLOOKUP(\$D64,master,31)	=(E64-H64)/H64*100
63520	OR	V	Brother Rice	=VLOOKUP(\$D65,master,31)	=(E65-H65)/H65*100
63110	RO/SF	P	Ferndale	=VLOOKUP(\$D66,master,31)	=(E66-H66)/H66*100
63130	RO/SF	P	Hazel Park	=VLOOKUP(\$D67,master,31)	=(E67-H67)/H67*100
63680	HL	V	Springfld Christ. Acad.	=VLOOKUP(\$D68,master,31)	=(E68-H68)/H68*100
63600	HL	V	Our Lady of the Lakes	=VLOOKUP(\$D69,master,31)	=(E69-H69)/H69*100
63031	OR	P	Seaholm High School	=VLOOKUP(\$D70,master,31)	=(E70-H70)/H70*100
0	AH	V	Eton Academy	=VLOOKUP(\$D71,master,31)	=(E71-H71)/H71*100
63041	AH	P	Lahser	=VLOOKUP(\$D72,master,31)	=(E72-H72)/H72*100
63505	RO/SF	V	Bishop Foley	=VLOOKUP(\$D73,master,31)	=(E73-H73)/H73*100
63170	RO/SF	P	Lamphere	=VLOOKUP(\$D74,master,31)	=(E74-H74)/H74*100
63614	AH	V	Oxford Christian Academy	=VLOOKUP(\$D75,master,31)	=(E75-H75)/H75*100
63690	RO/SF	V	Temple Christ. Academy	=VLOOKUP(\$D76,master,31)	=(E76-H76)/H76*100
63578	AH	V	Indianwood Christian	=VLOOKUP(\$D77,master,31)	=(E77-H77)/H77*100

	RO/SF	V	Academy of Detroit	=VLOOKUP(\$D4,master,31)	=(E4-H4)/H4*100
63501	RO/SF	V	Akiva Hebrew Day	=VLOOKUP(\$D5,master,31)	=(E5-H5)/H5*100
0	0	V	Christian Leadership Academy	=VLOOKUP(\$D6,master,31)	=(E6-H6)/H6*100
0	RO/SF	V	Franklin Road Christian	=VLOOKUP(\$D7,master,31)	=(E7-H7)/H7*100

	RO/SF	V	Academy of Detroit	=(F4-I4)/I4*100	=J4-G4	=(E4-K4)/K4*100
63501	RO/SF	V	Akiva Hebrew Day	=(F5-I5)/I5*100	=J5-G5	=(E5-K5)/K5*100
0	0	V	Christian Leadership Academy	=(F6-I6)/I6*100	=J6-G6	=(E6-K6)/K6*100
0	RO/SF	V	Franklin Road Christian	=(F7-I7)/I7*100	=J7-G7	=(E7-K7)/K7*100
0	HL	V	Highland Hills Christian Academy	=(F8-I8)/I8*100	=J8-G8	=(E8-K8)/K8*100
0	OR	V	Novi Christian	=(F9-I9)/I9*100	=J9-G9	=(E9-K9)/K9*100
0	AH	V	Pontiac Academy for Excellence (formerly New Directions Institute)	=(F10-I10)/I10*100	=J10-G10	=(E10-K10)/K10*100
0	0	V	Shalom Baptist	=(F11-I11)/I11*100	=J11-G11	=(E11-K11)/K11*100
0	HL	V	Wixom Christian	=(F12-I12)/I12*100	=J12-G12	=(E12-K12)/K12*100
63750	RO/SF	V	Yeshivath Gedoloh	=(F13-I13)/I13*100	=J13-G13	=(E13-K13)/K13*100
63535	RO/SF	V	Southfield Christian	=(F14-I14)/I14*100	=J14-G14	=(E14-K14)/K14*100
63615	AH	V	Notre Dame Prep.(Pontiac/Oakland)	=(F15-I15)/I15*100	=J15-G15	=(E15-K15)/K15*100
63576	AH	V	Greater Life Academy	=(F16-I16)/I16*100	=J16-G16	=(E16-K16)/K16*100
63697	HL	V	West Highland Christian	=(F17-I17)/I17*100	=J17-G17	=(E17-K17)/K17*100
63503	AH	V	Bethany Christian	=(F18-I18)/I18*100	=J18-G18	=(E18-K18)/K18*100
63612	AH	V	Oakland Christian School	=(F19-I19)/I19*100	=J19-G19	=(E19-K19)/K19*100
63616	AH	V	Roch Hls Christ. School	=(F20-I20)/I20*100	=J20-G20	=(E20-K20)/K20*100
63180	OR	P	South Lyon	=(F21-I21)/I21*100	=J21-G21	=(E21-K21)/K21*100
63281	HL	P	Walled Lake Western	=(F22-I22)/I22*100	=J22-G22	=(E22-K22)/K22*100
63220	AH	P	Oxford	=(F23-I23)/I23*100	=J23-G23	=(E23-K23)/K23*100
63530	AH	V	Academy of Sacred Heart	=(F24-I24)/I24*100	=J24-G24	=(E24-K24)/K24*100
63210	RO/SF	P	Oak Park	=(F25-I25)/I25*100	=J25-G25	=(E25-K25)/K25*100
63280	HL	P	Walled Lake Central	=(F26-I26)/I26*100	=J26-G26	=(E26-K26)/K26*100
63586	AH	V	Lutheran NW High School	=(F27-I27)/I27*100	=J27-G27	=(E27-K27)/K27*100
63618	AH	V	Roeper City & Country	=(F28-I28)/I28*100	=J28-G28	=(E28-K28)/K28*100
63160	AH	P	Lake Orion	=(F29-I29)/I29*100	=J29-G29	=(E29-K29)/K29*100
63640	OR	V	St. Mary Prep.	=(F30-I30)/I30*100	=J30-G30	=(E30-K30)/K30*100
63292	HL	P	Waterford Mott	=(F31-I31)/I31*100	=J31-G31	=(E31-K31)/K31*100
63290	HL	P	Waterford Kettering	=(F32-I32)/I32*100	=J32-G32	=(E32-K32)/K32*100
63050	HL	P	Brandon	=(F33-I33)/I33*100	=J33-G33	=(E33-K33)/K33*100
63101	OR	P	North Farmington	=(F34-I34)/I34*100	=J34-G34	=(E34-K34)/K34*100
63300	OR	P	West Bloomfield	=(F35-I35)/I35*100	=J35-G35	=(E35-K35)/K35*100
63070	HL	P	Clarkston	=(F36-I36)/I36*100	=J36-G36	=(E36-K36)/K36*100
63102	OR	P	Harrison	=(F37-I37)/I37*100	=J37-G37	=(E37-K37)/K37*100
63595	OR	V	Mercy	=(F38-I38)/I38*100	=J38-G38	=(E38-K38)/K38*100
63151	HL	P	Lakeland	=(F39-I39)/I39*100	=J39-G39	=(E39-K39)/K39*100
63040	OR	P	Andover	=(F40-I40)/I40*100	=J40-G40	=(E40-K40)/K40*100
63030	OR	P	Groves	=(F41-I41)/I41*100	=J41-G41	=(E41-K41)/K41*100
63020	RO/SF	P	Berkley	=(F42-I42)/I42*100	=J42-G42	=(E42-K42)/K42*100

	RO/SF	V	Academy of Detroit	=(F4-I4)/I4*100	=J4-G4	=(E4-K4)/K4*100
63501	RO/SF	V	Akiva Hebrew Day	=(F5-I5)/I5*100	=J5-G5	=(E5-K5)/K5*100
0	0	V	Christian Leadership Academy	=(F6-I6)/I6*100	=J6-G6	=(E6-K6)/K6*100
0	RO/SF	V	Franklin Road Christian	=(F7-I7)/I7*100	=J7-G7	=(E7-K7)/K7*100
63200	OR	P	Novi	=(F43-I43)/I43*100	=J43-G43	=(E43-K43)/K43*100
63590	OR	V	Marian	=(F44-I44)/I44*100	=J44-G44	=(E44-K44)/K44*100
63268	AH	P	Athens	=(F45-I45)/I45*100	=J45-G45	=(E45-K45)/K45*100
63140	HL	P	Holly	=(F46-I46)/I46*100	=J46-G46	=(E46-K46)/K46*100
63250	RO/SF	P	Dondero	=(F47-I47)/I47*100	=J47-G47	=(E47-K47)/K47*100
63270	AH	P	Troy	=(F48-I48)/I48*100	=J48-G48	=(E48-K48)/K48*100
63150	HL	P	Milford	=(F49-I49)/I49*100	=J49-G49	=(E49-K49)/K49*100
63240	AH	P	Rochester	=(F50-I50)/I50*100	=J50-G50	=(E50-K50)/K50*100
63251	RO/SF	P	Kimball	=(F51-I51)/I51*100	=J51-G51	=(E51-K51)/K51*100
63190	RO/SF	P	Madison	=(F52-I52)/I52*100	=J52-G52	=(E52-K52)/K52*100
63230	AH	P	Pontiac Central	=(F53-I53)/I53*100	=J53-G53	=(E53-K53)/K53*100
63241	AH	P	Adams	=(F54-I54)/I54*100	=J54-G54	=(E54-K54)/K54*100
63231	AH	P	Pontiac Northern	=(F55-I55)/I55*100	=J55-G55	=(E55-K55)/K55*100
63261	RO/SF	P	Southfield/Lathrup	=(F56-I56)/I56*100	=J56-G56	=(E56-K56)/K56*100
63670	RO/SF	V	Shrine	=(F57-I57)/I57*100	=J57-G57	=(E57-K57)/K57*100
63080	RO/SF	P	Clawson	=(F58-I58)/I58*100	=J58-G58	=(E58-K58)/K58*100
63100	OR	P	Farmington	=(F59-I59)/I59*100	=J59-G59	=(E59-K59)/K59*100
63540	AH	V	Cranbrook Kingswood	=(F60-I60)/I60*100	=J60-G60	=(E60-K60)/K60*100
63010	AH	P	Avondale	=(F61-I61)/I61*100	=J61-G61	=(E61-K61)/K61*100
63550	AH	V	Detroit Country Day	=(F62-I62)/I62*100	=J62-G62	=(E62-K62)/K62*100
63502	RO/SF	V	SAA Beth Jacob	=(F63-I63)/I63*100	=J63-G63	=(E63-K63)/K63*100
63260	RO/SF	P	Southfield	=(F64-I64)/I64*100	=J64-G64	=(E64-K64)/K64*100
63520	OR	V	Brother Rice	=(F65-I65)/I65*100	=J65-G65	=(E65-K65)/K65*100
63110	RO/SF	P	Ferndale	=(F66-I66)/I66*100	=J66-G66	=(E66-K66)/K66*100
63130	RO/SF	P	Hazel Park	=(F67-I67)/I67*100	=J67-G67	=(E67-K67)/K67*100
63680	HL	V	Springfld Christ. Acad.	=(F68-I68)/I68*100	=J68-G68	=(E68-K68)/K68*100
63600	HL	V	Our Lady of the Lakes	=(F69-I69)/I69*100	=J69-G69	=(E69-K69)/K69*100
63031	OR	P	Seaholm High School	=(F70-I70)/I70*100	=J70-G70	=(E70-K70)/K70*100
0	AH	V	Eton Academy	=(F71-I71)/I71*100	=J71-G71	=(E71-K71)/K71*100
63041	AH	P	Lahser	=(F72-I72)/I72*100	=J72-G72	=(E72-K72)/K72*100
63505	RO/SF	V	Bishop Foley	=(F73-I73)/I73*100	=J73-G73	=(E73-K73)/K73*100
63170	RO/SF	P	Lamphere	=(F74-I74)/I74*100	=J74-G74	=(E74-K74)/K74*100
63614	AH	V	Oxford Christian Academy	=(F75-I75)/I75*100	=J75-G75	=(E75-K75)/K75*100
63690	RO/SF	V	Temple Christ. Academy	=(F76-I76)/I76*100	=J76-G76	=(E76-K76)/K76*100
63578	AH	V	Indianwood Christian	=(F77-I77)/I77*100	=J77-G77	=(E77-K77)/K77*100

	RO/SF		V	Academy of Detroit	= $(F4-I4)/I4*100$	=J4-G4	= $(E4-K4)/K4*100$
63501	RO/SF	V		Akiva Hebrew Day	= $(F5-I5)/I5*100$	=J5-G5	= $(E5-K5)/K5*100$
0	0	V		Christian Leadership Academy	= $(F6-I6)/I6*100$	=J6-G6	= $(E6-K6)/K6*100$
0	RO/SF	V		Franklin Road Christian	= $(F7-I7)/I7*100$	=J7-G7	= $(E7-K7)/K7*100$

Oakland Community College
2000 High School Penetration Report

Table 4
Ten Year Trend in High School Graduates

From 'Top Five and Ten Worksheet'

Table 4.a. Greatest Increase in Public High School Graduates
Ten Year Percent Change

High School	= 'Alpha-Master'!AF1 & " HS Grads"
Harrison	171
Walled Lake Western	295
Rochester	327
Clarkston	372
Milford	287

Table 4.b. Greatest Increase of Students from Public Schools that
Entered OCC Ten Year Percent Change

High School	= 'Alpha-Master'!AF1 & " Entered OCC"
South Lyon	24
Ferndale	20
Holly	22
Lamphere	23
Troy	42

Table 4.c. Greatest Increase in Penetration Rate from Public Schools
Ten Year Percent Change

High School	= 'Alpha-Master'!AF1 & " Penetration Rate"
Lamphere	16.7883211678832
Ferndale	8.7719298245614
Clawson	13.1578947368421
Holly	10.1382488479263
Waterford Mott	20.1892744479495

Ten Year Trend

Oakland Community College
 2000 High School Penetration Report
 Table 4
 Ten Year Trend in High School Graduates

='Alpha-Master'!E1&" HS □Grads"	Percent Change
302	76.6081871
430	45.7627118644068
475	45.2599388379205
533	43.2795698924731
407	41.8118466898955

='Alpha-Master'!E1&" □Entering□OCC"	Percent Change
46	91.6666666666667
38	90
38	72.7272727272727
35	52.1739130434783
59	40.4761904761905

='Alpha-Master'!E1&" Penetration□Rate"	Percent Change
30.1724137931034	13.3840926252202
18.4466019417476	9.67467211718617
21.551724137931	8.39382940108893
15.6378600823045	5.49961123437826
24.9283667621776	4.73909231422812

Source: OCC, Office of Institutional Research

**Oakland Community College
2000 High School Penetration Report**

**Table 4
Ten Year Trend in High School Graduates**

**Table 4.d. Greatest Decrease in Public High School Graduates
Ten Year Percent Change**

High School	='Alpha-Master'!AF1&" HS□Grads"
Pontiac Northern	326
Pontiac Central	301
Clawson	152
Madison	130
Seaholm High School	305

**Table 4.e. Greatest Decrease of Students from Public Schools
that Entered OCC Ten Year Percent Change**

High School	='Alpha-Master'!AF1&" □Entered□OCC"
Pontiac Central	27
Pontiac Northern	34
Madison	21
Athens	74
Waterford Kettering	80

**Table 4.f. Greatest Decrease in Penetration Rate from Public
Schools Ten Year Percent Change**

High School	='Alpha-Master'!AF1&" Penetration□Rate"
Athens	19.6808510638298
Harrison	24.5614035087719
Kimball	24.904214559387
Waterford Kettering	23.121387283237
Rochester	24.1590214067278

Oakland Community College
 2000 High School Penetration Report
 Table 4
 Ten Year Trend in High School Graduates

='Alpha-Master'!E1&" HS □Grads"	Percent Change
202	-38.0368098159509
192	-36.2126245847176
116	-23.6842105263158
100	-23.0769230769231
248	-18.6885245901639

='Alpha-Master'!E1&" □Entering□OCC"	Percent Change
13	-51.8518518518518
17	-50
12	-42.8571428571429
48	-35.1351351351351
53	-33.75

='Alpha-Master'!E1&" Penetration□Rate"	Percent Change
11.0091743119266	=N30-M30
15.8940397350993	=N31-M31
16.6666666666667	=N32-M32
16.6666666666667	=N33-M33
17.8947368421053	=N34-M34

**Oakland Community College
2000 High School Penetration Report**

**Table 3
Five Year Trend in High School Graduates**

*Enter Data
Based upon
Top Five and Ten
Worksheet*

**Table 3.a. Greatest Increase in Public High School Graduates
Five Year Percent Change**

High School	= 'Alpha-Master'!Q1 & " HS Grads"
South Lyon	243
Walled Lake Western	265
Oxford	180
Oak Park	143
Walled Lake Central	256

**Table 3.b. Greatest Increase of Students from Public Schools
that Entered OCC Five Percent Change**

High School	= 'Alpha-Master'!Q1 & " Entered OCC"
South Lyon	15
Farmington	26
Berkley	27
West Bloomfield	34
Lamphere	21

**Table 3.c. Greatest Increase in Penetration Rate from
Public Schools Five Year Percent Change**

High School	= 'Alpha-Master'!Q1 & " Penetration Rate"
Lamphere	14.4827586206897
Farmington	9.62962962962963
Berkley	11.7391304347826
Avondale	17.2619047619048
South Lyon	6.17283950617284

Top Five Year Trend

**Oakland Community College
2000 High School Penetration Report
Table 3
Five Year Trend in High School Graduates**

<u>=Alpha-Master!E1&" HS □Grads"</u>	<u>Percent Change</u>
400	64.6090534979424
430	62.2641509433962
279	55
210	46.8531468531469
375	46.484375

<u>=Alpha-Master!E1&" Entering□OCC"</u>	<u>Percent Change</u>
46	206.6666666666667
54	107.692307692308
56	107.407407407407
57	67.6470588235294
35	66.6666666666667

<u>=Alpha-Master!E1&" Penetration□Rate"</u>	<u>Percent Change</u>
30.1724137931034	15.6896551724138
19.2857142857143	9.65608465608466
19.6491228070175	7.90999237223494
23.8372093023256	6.57530454042082
11.5	5.32716049382716

**Oakland Community College
2000 High School Penetration Report**

**Table 3
Five Year Trend in High School Graduates**

**Table 3.d. Greatest Decrease in Public High School Graduates
Five Year Percent Change**

<u>High School</u>	<u>= 'Alpha-Master'!Q1 & " HS □ Grads "</u>
Lamphere	145
Lahser	263
Seaholm High School	267
Hazel Park	237
Ferndale	214

**Table 3.e. Greatest Decrease of Students from Public Schools that
Entered OCC Five Year Percent Change**

<u>High School</u>	<u>= 'Alpha-Master'!Q1 & " Entered □ OCC "</u>
Pontiac Northern	32
Madison	19
Kimball	78
Groves	29
Ferndale	48

**Table 3.f. Greatest Decrease in Penetration Rate from Public
Schools Five Year Percent Change**

<u>High School</u>	<u>= 'Alpha-Master'!Q1 & " Penetration □ Rate "</u>
Walled Lake Central	27.734375
Kimball	26.1744966442953
Madison	21.3483146067416
Pontiac Northern	17.5824175824176
Dondero	25.1428571428571

**Oakland Community College
2000 High School Penetration Report
Table 3
Five Year Trend in High School Graduates**

='Alpha-Master'!E1&" HS □Grads"	Percent Change
116	-20
220	-16.3498098859316
248	-7.11610486891386
227	-4.21940928270042
206	-3.73831775700935

='Alpha-Master'!E1&" Entering□OCC"	Percent Change
17	-46.875
12	-36.8421052631579
56	-28.2051282051282
21	-27.5862068965517
38	-20.8333333333333

='Alpha-Master'!E1&" Penetration□Rate"	Percent Change
17.0666666666667	-10.6677083333333
16.6666666666667	-9.50782997762864
12	-9.34831460674157
8.41584158415842	-9.16657599825917
19.4312796208531	-5.71157752200406

Oakland Community College
 2000 High School Penetration Report
 Table 2
 Top Five High Schools

Enter data based on attached exhibits
~~10/10/00~~
 Alpha Master

Table 2.a.
 ='Alpha-Master'!E1&" Schools with the Largest Number of Graduates"

High School	= 'Alpha-Master'!E1&" HS Grads"
Clarkston	533
Troy	522
Rochester	475
West Bloomfield	464
Adams	458

Top Five Current Year

Oakland Community College
2000 High School Penetration Report
Table 2
Top Five High Schools

=Alpha-Master!E1&" Schools with the Highest Penetration Rate"

Table 2.c.

High School

Lamphere
Our Lady of the Lakes
Oxford Christian Academy
Waterford Mott
Avondale

**Oakland Community College
2000 High School Penetration Report
Table 2
Top Five High Schools**

**Table 2.b.
=Alpha-Master!E1&" Schools with the Largest Number of Students Sent to OCC"**

High School
Clarkston
Waterford Mott
Rochester
Walled Lake Western
Milford

=Alpha-Master!E1&" Penetration Rate"
30.1724137931034
25.4545454545455
25
24.9283667621776
23.8372093023256

Oakland Community College
2000 High School Penetration Report
Table 2
Top Five High Schools

=Alpha-Master!E1&" Entering OCC"
89
87
85
77
73

Data Entry from Data Collection Info

	Grads	% of Total	Alternative Ed (AE) & GED	Apportioned AE and GED
FARMINGTON				
Farmington	252	=C2/\$C\$5		=E5*D2
N. Farmington	292	=C3/\$C\$5		=92*0.36
Harrison	271	=C4/\$C\$5		=92*0.33
TOTAL	=SUM(C2:C4)		92	=SUM(F2:F4)
HURON VALLEY				
Lakeland	293	=C8/C10		=E10*D8
Milford	385	=C9/C10		=D9*E10
TOTAL	=SUM(C8:C9)		38	=SUM(F8:F9)
PONTIAC				
Pontiac Central	174	=C13/C15		=E15*D13
Pontiac Northern	183	=C14/C15		=E15*D14
TOTAL	=SUM(C13:C14)		37	=SUM(F13:F14)
ROYAL OAK				
Dondero	200	=C18/C20		=E20*D18
Kimball	319	=C19/C20		=E20*D19
TOTAL	=SUM(C18:C19)		28	=SUM(F18:F19)
TROY				
Athens	406	=C23/C25		=E25*D23
Troy	486	=C24/C25		=E25*D24
TOTAL	=SUM(C23:C24)		66	=SUM(F23:F24)
WALLED LAKE				
Walled Lake Central	326	=C28/C30		=E30*D28
Walled Lake Western	374	=C29/C30		=E30*D29
TOTAL	=SUM(C28:C29)		=38+67	=SUM(F28:F29)
WATERFORD				
Kettering	268	=C33/C35		=E35*D33
Mott	294	=C34/C35		=E35*D34
TOTAL	=SUM(C33:C34)		105	=SUM(F33:F34)

Alt Ed + GED

Report this number

=C2+F2

=C3+F3

=C4+F4

=C5+F5

=C8+F8

=C9+F9

=C10+F10

=C13+F13

=C14+F14

=C15+F15

=C18+F18

=C19+F19

=C20+F20

=C23+F23

=C24+F24

=C25+F25

=C28+F28


=C29+F29

=C30+F30

=C33+F33

=C34+F34

=C35+F35



Data from this column is reported in Alpha Master,