



Degree and Credit Hour Trends Report Worksheet

Requestor: <u>CRC</u>	Curriculum to be Reviewed: <u>Medical Transcription ✓</u>	Due: <u>5/21/04</u>
Coordinator: <u>Myrtice Shelton-Beatty</u>		

Report to consist of the following:				
Degree Prefixes:	MDR ✓✓	MET. AAS ✓		
Course Codes:	BIS ✓✓			
	MED ✓✓			

Bookmarks:		
Intro Section:	<u>Program Title</u> Report for CRC	100%
	<u>Program Prefix</u> Table of Contents	100%
Degree Trends Section:	<u>Program Title</u> Degree Trends Report	100%
	<u>Program Prefix</u> Degree Trends Summary	100%
	<u>Program Prefix</u> Ten-Year Trend	100%
	<u>Program Prefix</u> Rate of Change	100%
	<u>Program Prefix</u> Three-Year Moving Mean	100%
	College-Wide Ten-Year Trend	100%
Credit Hour Trends Section:	<u>Course Title</u> Credit Hour Trends Report	100%
:	<u>Course Code</u> Credit Hour Trends Summary	100%
	<u>Course Code</u> Ten-Year Trend	100%
	<u>Course Code</u> Three-Year Moving Mean	158%
	<u>Course Code</u> Rate of Change	158%
	College-Wide Ten-Year Trend	100%

good job
Myrtice
5/23

Institutional Research Report

**Medical Transcription
Degree and Credit Hour Trends Reports
for
Curriculum Review Committee**



**OAKLAND
COMMUNITY
COLLEGE**

TABLE OF CONTENTS

Medical Transcription Degree Trends Report

MDR/MET Degree Trends Summary

MDR/MET Ten-Year Trend

MDR/MET Rate of Change

MDR/MET Three-Year Moving Mean

College-Wide Ten-Year Trend

Business Information Systems Credit Hour Trends Report

BIS Credit Hour Trends Summary

BIS Ten-Year Trend

BIS Three-Year Moving Mean

BIS Rate of Change

College-Wide Ten-Year Trend

Medical Technology Credit Hour Trends Report

MED Credit Hour Trends Summary

MED Ten-Year Trend

MED Three-Year Moving Mean

MED Rate of Change

College-Wide Ten-Year Trend



OAKLAND
COMMUNITY
COLLEGE

Degree Trends Report
Medical Records Transcription
MDR
2002-03

Prepared by:
Oakland Community College
Office of Institutional Research
May 4, 2004

**Oakland Community College
Degree Trends Report
Medical Records Transcription (MDR)
1993-94 through 2002-03**

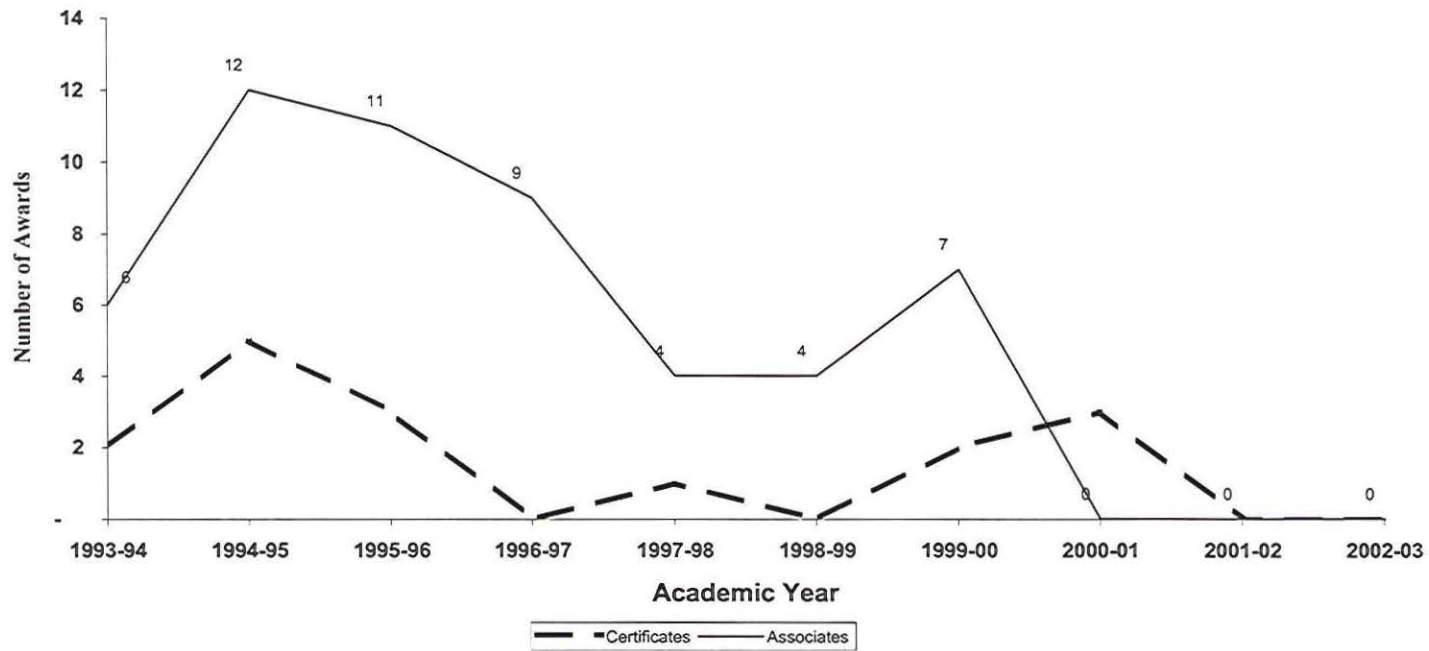
The Degree Trends Report is developed by the Office of Institutional Research based on data compiled from official college records which are submitted to the State of Michigan for the IPEDS (Integrated Post-Secondary Education System) Annual Degrees Conferred Report. The Degree Trends Report examines trends of OCC degrees, based on specific programs. The standard format offers information about certificates and associate degrees awarded. In the event that a given program offers only a certificate or an associate degree, information describing the other type of award will not be shown.

Trends over a specified period of time are illustrated by the following graphs for Medical Records Transcription (MDR)

- Ten-year trend showing the annual awards conferred in Medical Records Transcription
- Rate of change in annual awards conferred in Medical Records Transcription
- The three-year Moving Mean for annual awards conferred in Medical Records Transcription
- Ten-year trend in awards conferred collegewide.

Questions regarding this report can be forwarded to the Office of Institutional Research at (248) 341-2123.

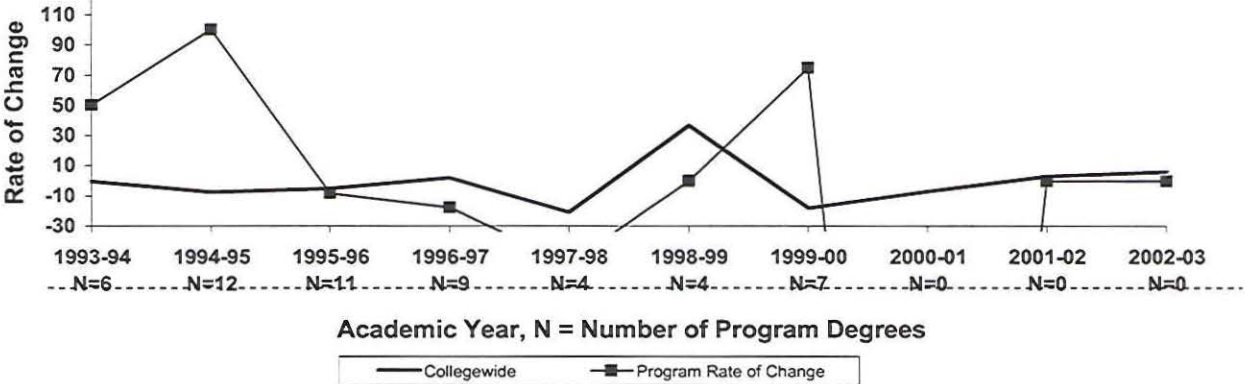
**Oakland Community College
Associate Degrees and Certificates Awarded
Medical Records Transcription
1993-94 through 2002-03**



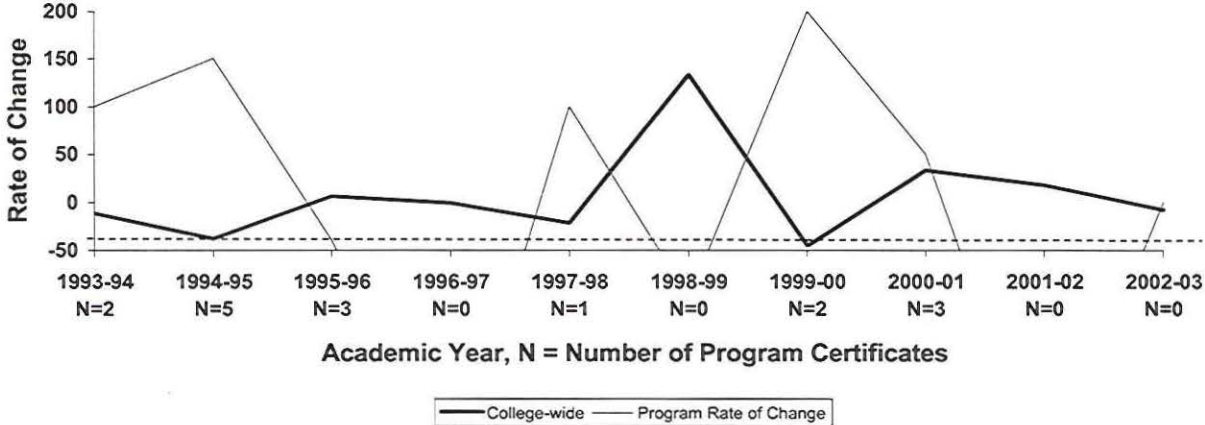
<u>Academic Yr.</u>	<u>Certificates</u>	<u>Associates</u>
1993-94	2	6
1994-95	5	12
1995-96	3	11
1996-97	0	9
1997-98	1	4
1998-99	0	4
1999-00	2	7
2000-01	3	0
2001-02	0	0
2002-03	0	0

**Oakland Community College
Rate of Change in Annual Awards
College-Wide
1993-94 through 2002-03**

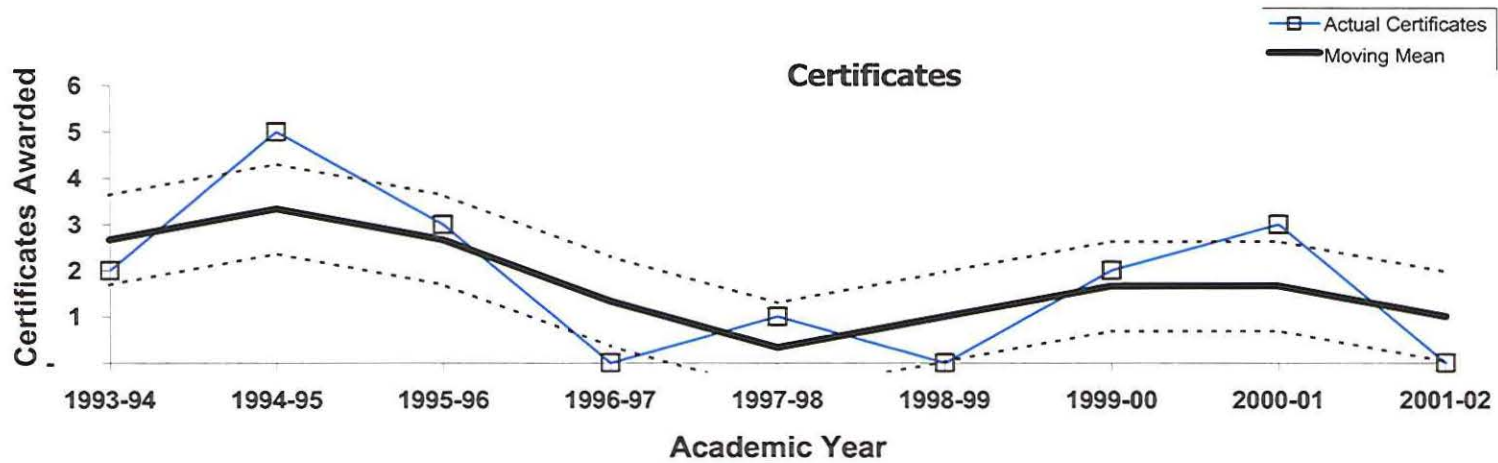
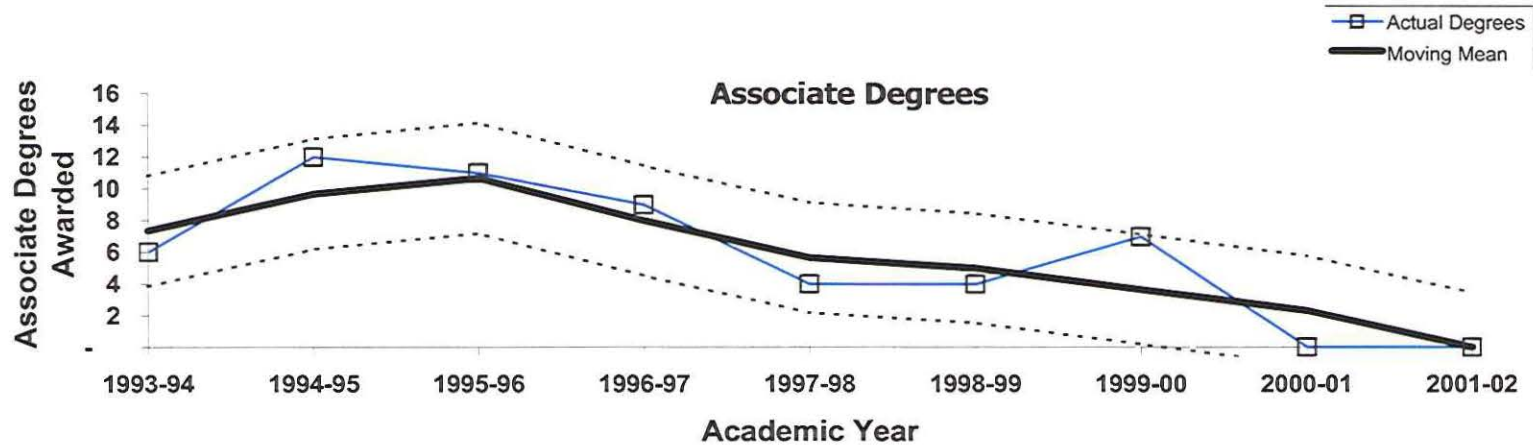
Associate Degrees



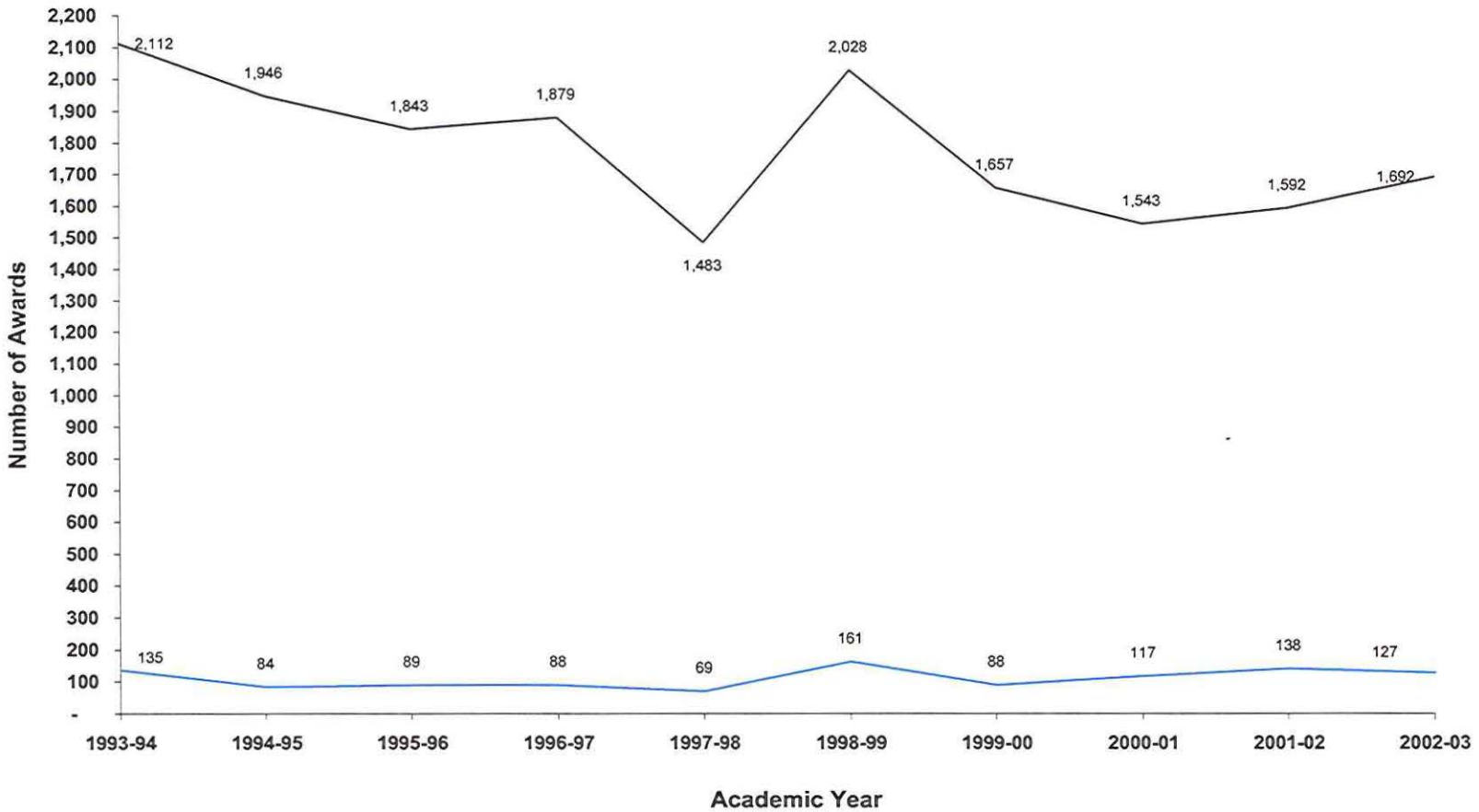
Certificates



**Oakland Community College
Three Year Moving Mean in Annual Awards
Medical Records Transcription
1993-94 through 2001-02**



**Oakland Community College
Associate Degrees and Certificates Awarded
College-Wide
1993-94 through 2002-03**





OAKLAND
COMMUNITY
COLLEGE

Credit Hour Trends Report
Bus Info Sys
BIS
2002-03

Prepared by:
Oakland Community College
Office of Institutional Research
May 4, 2004

**Oakland Community College
Credit Hour Trends Report
Bus Info Sys
1993-94 through 2002-03**

Each year the Office of Institutional Research prepares the Credit Hour Trends Report, based on data submitted to the State of Michigan in the annual ACS-6 (Activities Classification Structure) process. This report is based on each course section's official count date (1/10th Day). The Credit Hour Trends Report examines annual (July 1 - June 30) enrollment trends of OCC disciplines, based on course prefix codes.

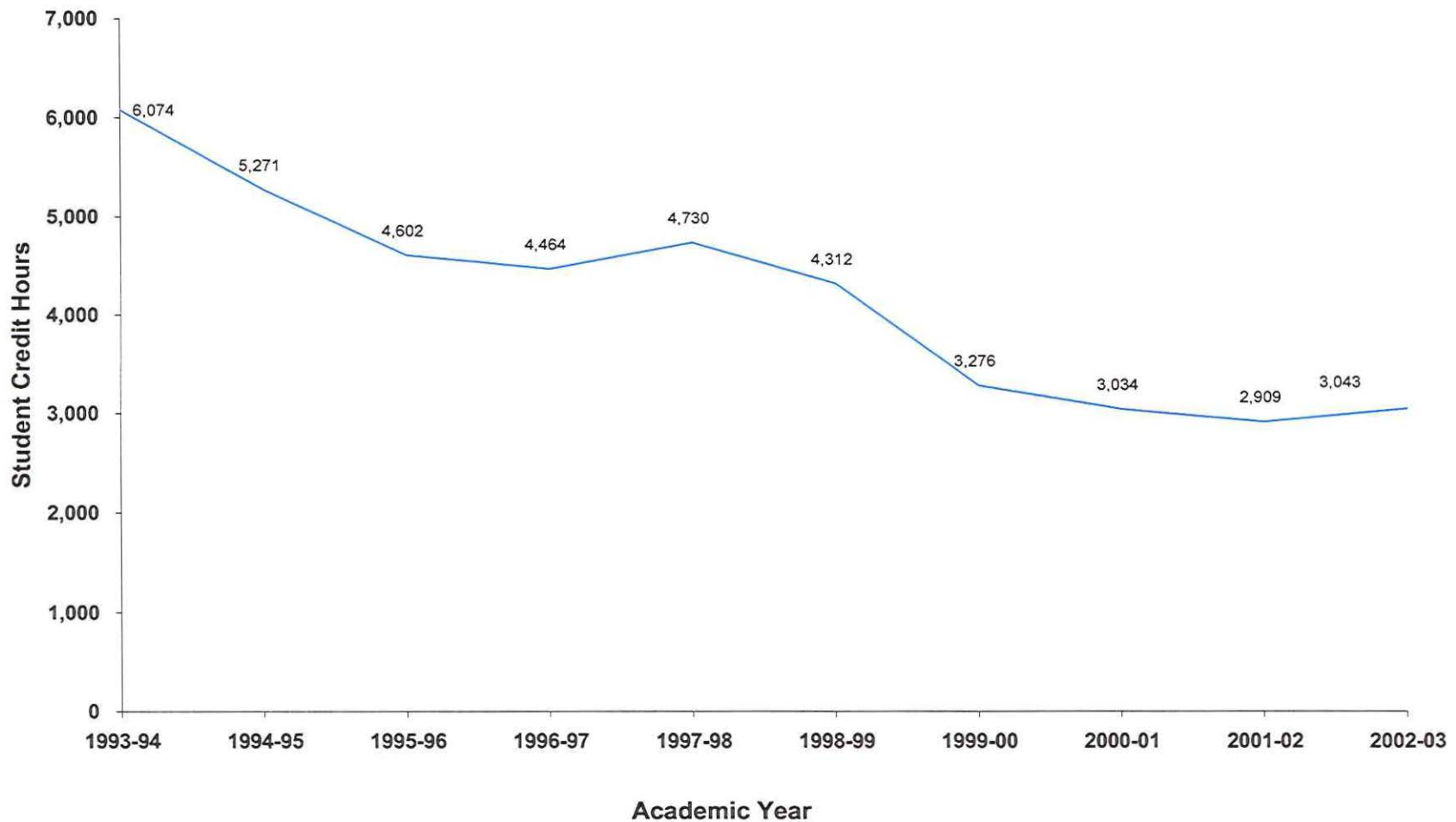
Trends over a specified period of time are illustrated by the following graphs for Bus Info Sys.

- Graph depicting ten-year trend in student credit hours generated by Bus Info Sys
- Graphs depicting three-year moving mean and rate of change in student credit hours for Bus Info Sys.
- Ten-year trend in annual credit hours generated Collegewide.

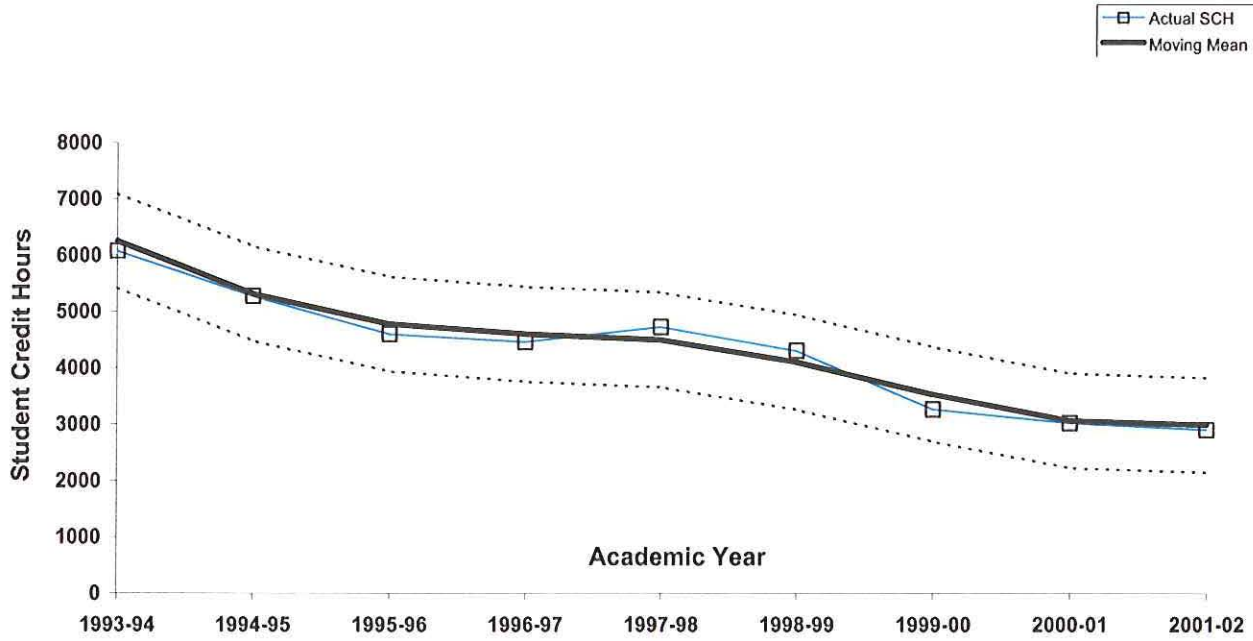
Questions regarding this report can be forwarded to the Office of Institutional Research at (248) 341-2123.

**Oakland Community College
Ten-Year Trend in Student Credit Hours
Bus Info Sys
1993-94 through 2002-03**

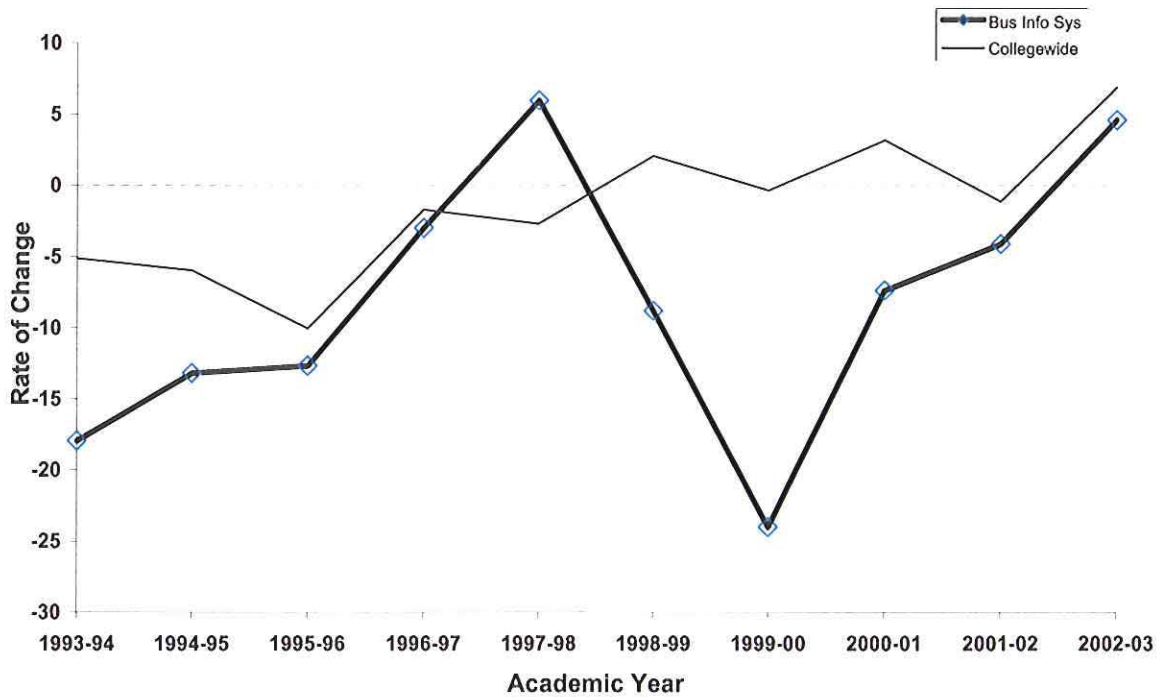
	1993-94 SCH	1994-95 SCH	1995-96 SCH	1996-97 SCH	1997-98 SCH	1998-99 SCH	1999-00 SCH	2000-01 SCH	2001-02 SCH	2002-03 SCH	5-Year % Change	10-Year % Change
Bus Info Sys	6,074	5,271	4,602	4,464	4,730	4,312	3,276	3,034	2,909	3,043	-29.4	-49.9
College Wide Totals	501,553	471,593	451,159	443,471	431,521	440,448	438,997	453,054	447,928	478,827	8.7	-4.5



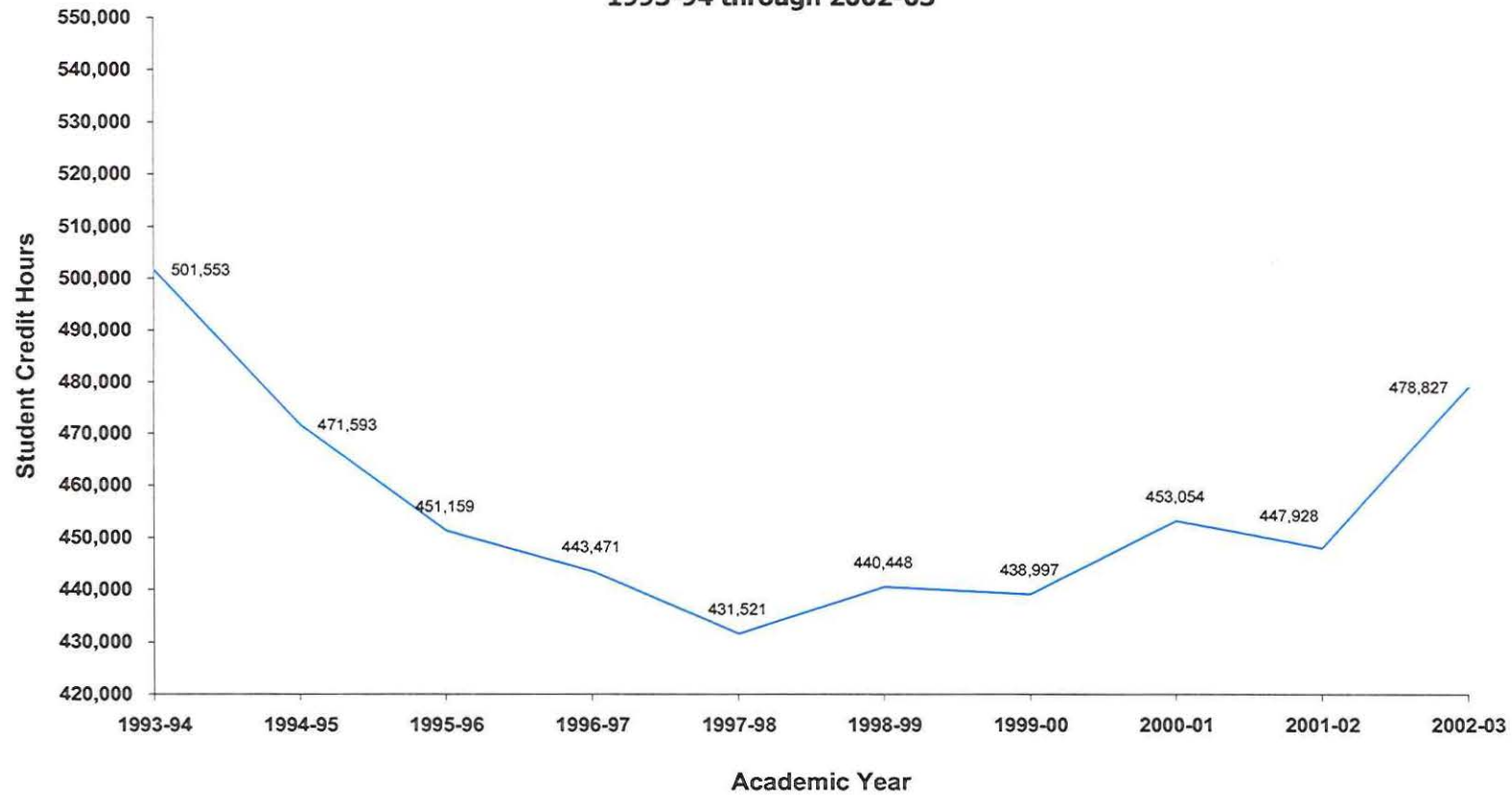
Oakland Community College
 Three-Year Moving Mean
 Bus Info Sys
 1993-94 through 2001-02



Rate of Change in Student Credit Hours 1993-94 through 2002-03



**Oakland Community College
Ten-Year Trend in Student Credit Hours
College-Wide
1993-94 through 2002-03**



1993-94	1994-95	1995-96	1996-97	1997-98	1998-99	1999-00	2000-01	2001-02	2002-03
501,553	471,593	451,159	443,471	431,521	440,448	438,997	453,054	447,928	478,827



OAKLAND
COMMUNITY
COLLEGE

**Credit Hour Trends Report
Medical Technology
MED
2002-03**

**Prepared by:
Oakland Community College
Office of Institutional Research
May 4, 2004**

**Oakland Community College
Credit Hour Trends Report
Medical Technology
1993-94 through 2002-03**

Each year the Office of Institutional Research prepares the Credit Hour Trends Report, based on data submitted to the State of Michigan in the annual ACS-6 (Activities Classification Structure) process. This report is based on each course section's official count date (1/10th Day). The Credit Hour Trends Report examines annual (July 1 - June 30) enrollment trends of OCC disciplines, based on course prefix codes.

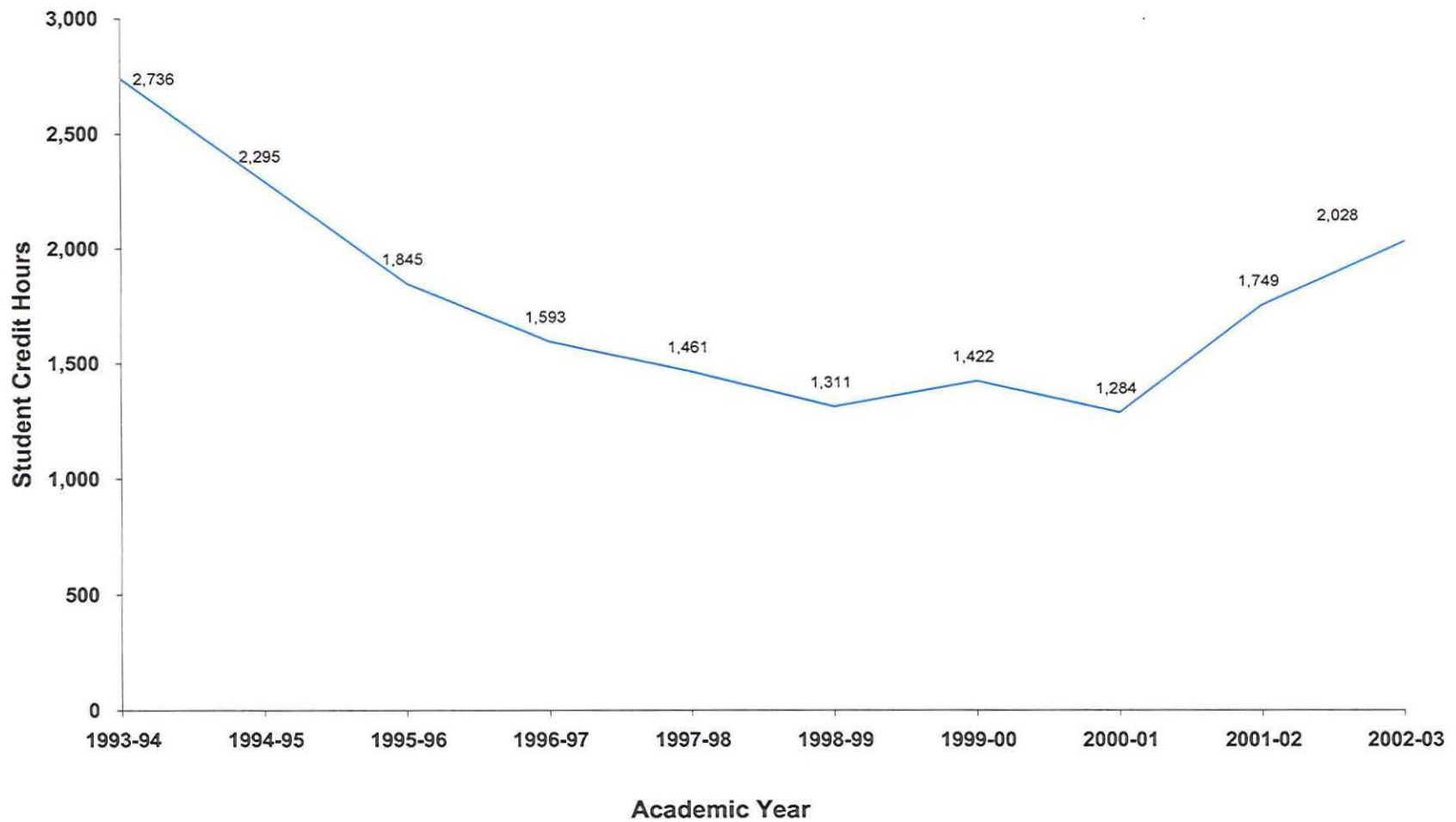
Trends over a specified period of time are illustrated by the following graphs for Medical Technology.

- Graph depicting ten-year trend in student credit hours generated by Medical Technology
- Graphs depicting three-year moving mean and rate of change in student credit hours for Medical Technology.
- Ten-year trend in annual credit hours generated Collegewide.

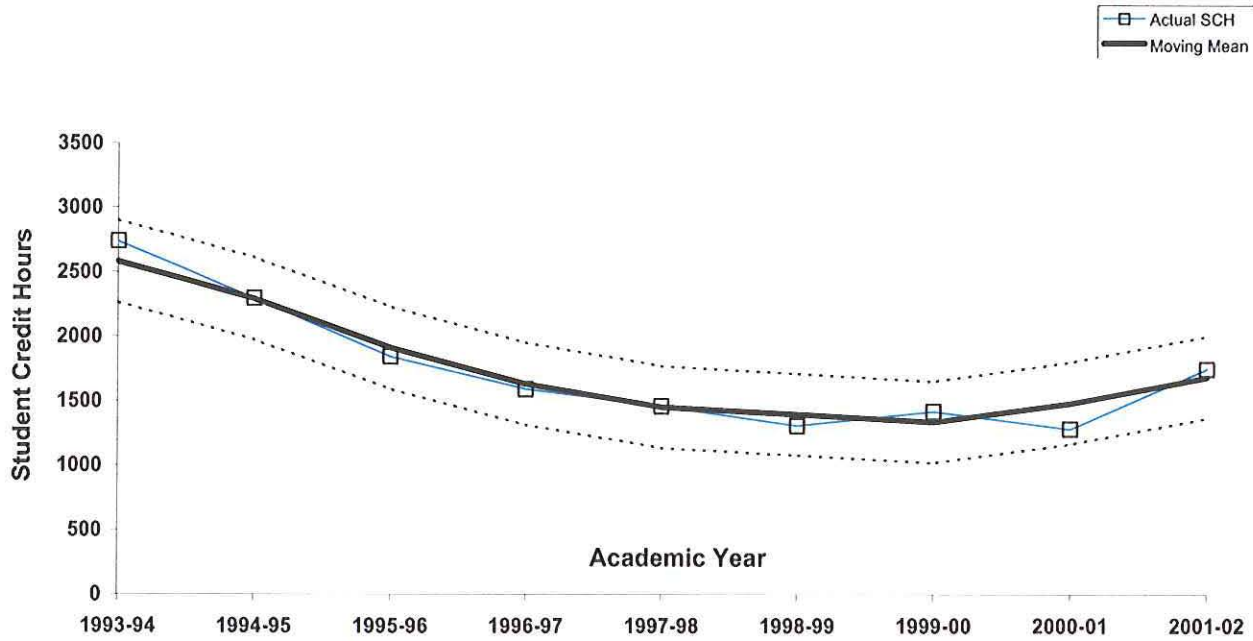
Questions regarding this report can be forwarded to the Office of Institutional Research at (248) 341-2123.

**Oakland Community College
Ten-Year Trend in Student Credit Hours
Medical Technology
1993-94 through 2002-03**

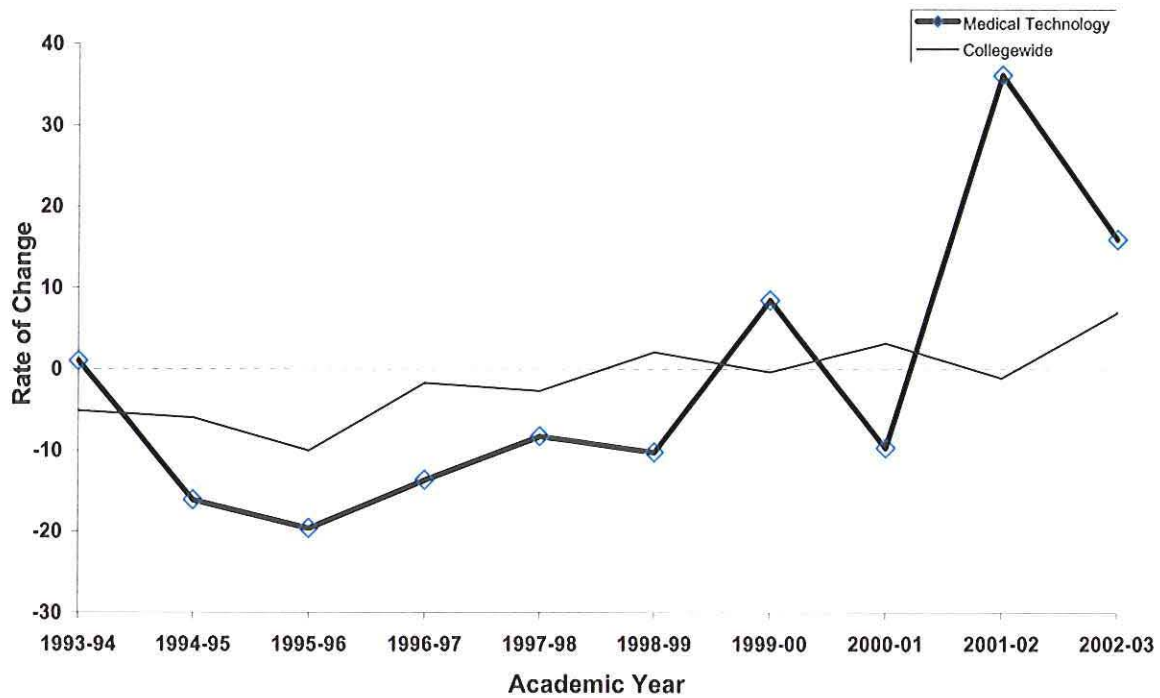
	1993-94 SCH	1994-95 SCH	1995-96 SCH	1996-97 SCH	1997-98 SCH	1998-99 SCH	1999-00 SCH	2000-01 SCH	2001-02 SCH	2002-03 SCH	5-Year % Change	10-Year % Change
Medical Technology	2,736	2,295	1,845	1,593	1,461	1,311	1,422	1,284	1,749	2,028	54.7	-25.9
College Wide Totals	501,553	471,593	451,159	443,471	431,521	440,448	438,997	453,054	447,928	478,827	8.7	-4.5



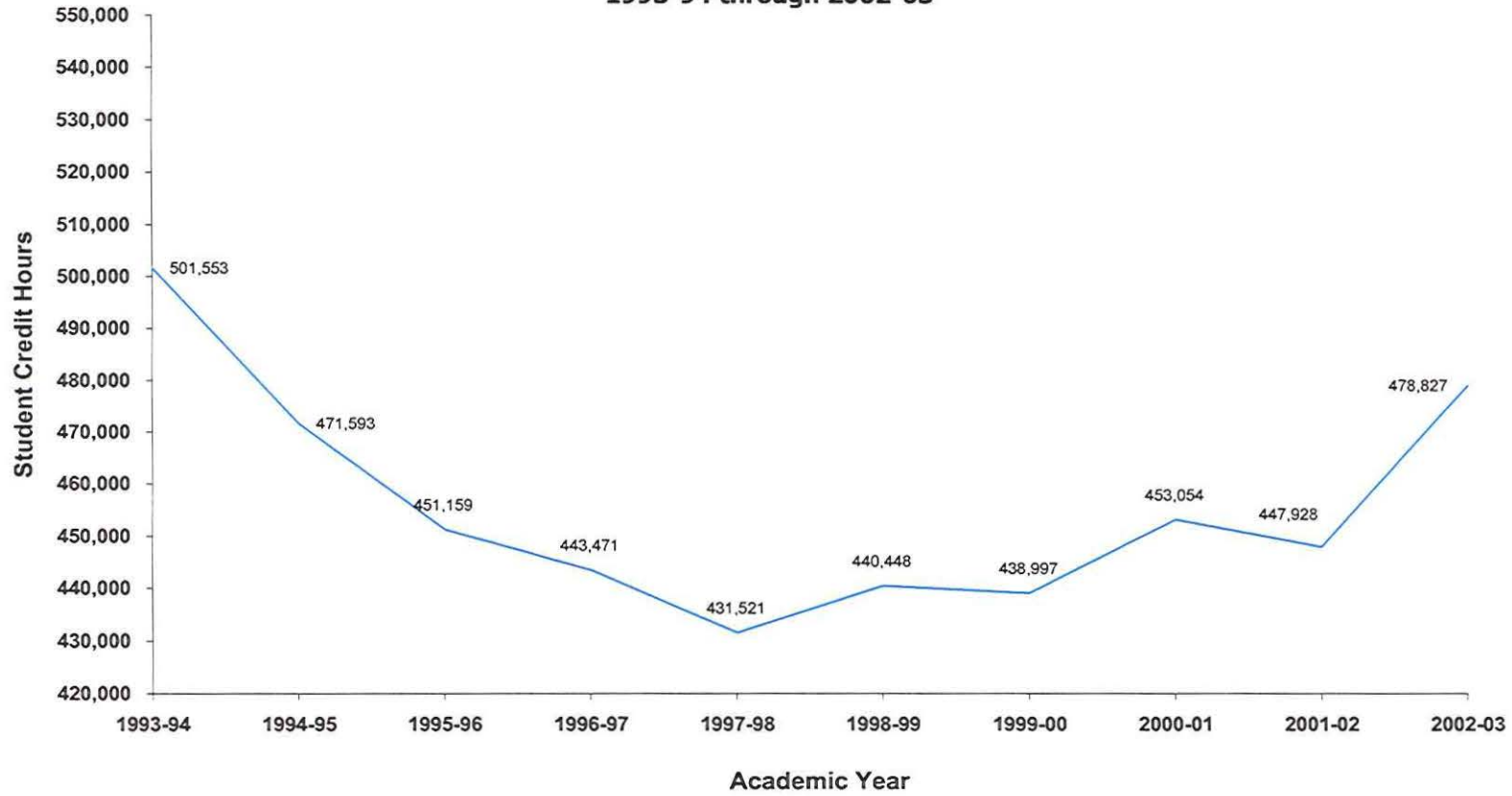
Oakland Community College
 Three-Year Moving Mean
 Medical Technology
 1993-94 through 2001-02



Rate of Change in Student Credit Hours 1993-94 through 2002-03



**Oakland Community College
Ten-Year Trend in Student Credit Hours
College-Wide
1993-94 through 2002-03**



1993-94	1994-95	1995-96	1996-97	1997-98	1998-99	1999-00	2000-01	2001-02	2002-03
501,553	471,593	451,159	443,471	431,521	440,448	438,997	453,054	447,928	478,827