



Degree and Credit Hour Trends Report Worksheet

Requestor: Curriculum Review Committee	Curriculum to be Reviewed: Graphic Design	Due: 4/22/05
Coordinator: Gordon McGowan		

Report to consist of the following:				
<i>Degree Prefixes:</i>	GRD			
<i>Course Codes:</i>	GRD			

<i>Bookmarks:</i>		
<i>Intro Section:</i>	<u>Program Title</u> Report for CRC	100%
	<u>Program Prefix</u> Table of Contents	100%
<i>Degree Trends Section:</i>	<u>Program Title</u> Degree Trends Report	100%
	<u>Program Prefix</u> Degree Trends Summary	100%
	<u>Program Prefix</u> Ten-Year Trend	100%
	<u>Program Prefix</u> Rate of Change	100%
	<u>Program Prefix</u> Three-Year Moving Mean	100%
	College-Wide Ten-Year Trend	100%
<i>Credit Hour Trends Section:</i>	<u>Course Title</u> Credit Hour Trends Report	100%
:	<u>Course Code</u> Credit Hour Trends Summary	100%
	<u>Course Code</u> Ten-Year Trend	100%
	<u>Course Code</u> Three-Year Moving Mean	158%
	<u>Course Code</u> Rate of Change	158%
	College-Wide Ten-Year Trend	100%

Institutional Research Report

**Graphic Design
Degree and Credit Hour Trends Reports
for
Curriculum Review Committee**



**OAKLAND
COMMUNITY
COLLEGE**

TABLE OF CONTENTS

Graphic Design Degree Trends Report

GRD Degree Trends Summary

GRD Ten-Year Trend

GRD Rate of Change

GRD Three-Year Moving Mean

College-Wide Ten-Year Trend

Graphic Design Credit Hour Trends Report

GRD Credit Hour Trends Summary

GRD Ten-Year Trend

GRD Three-Year Moving Mean

GRD Rate of Change

College-Wide Ten-Year Trend



OAKLAND
COMMUNITY
COLLEGE

Degree Trends Report
Graphic Design
GRD
2003-04

Prepared by:
Oakland Community College
Office of Institutional Research
April 13, 2005

**Oakland Community College
Degree Trends Report
Graphic Design (GRD)
1994-95 through 2003-04**

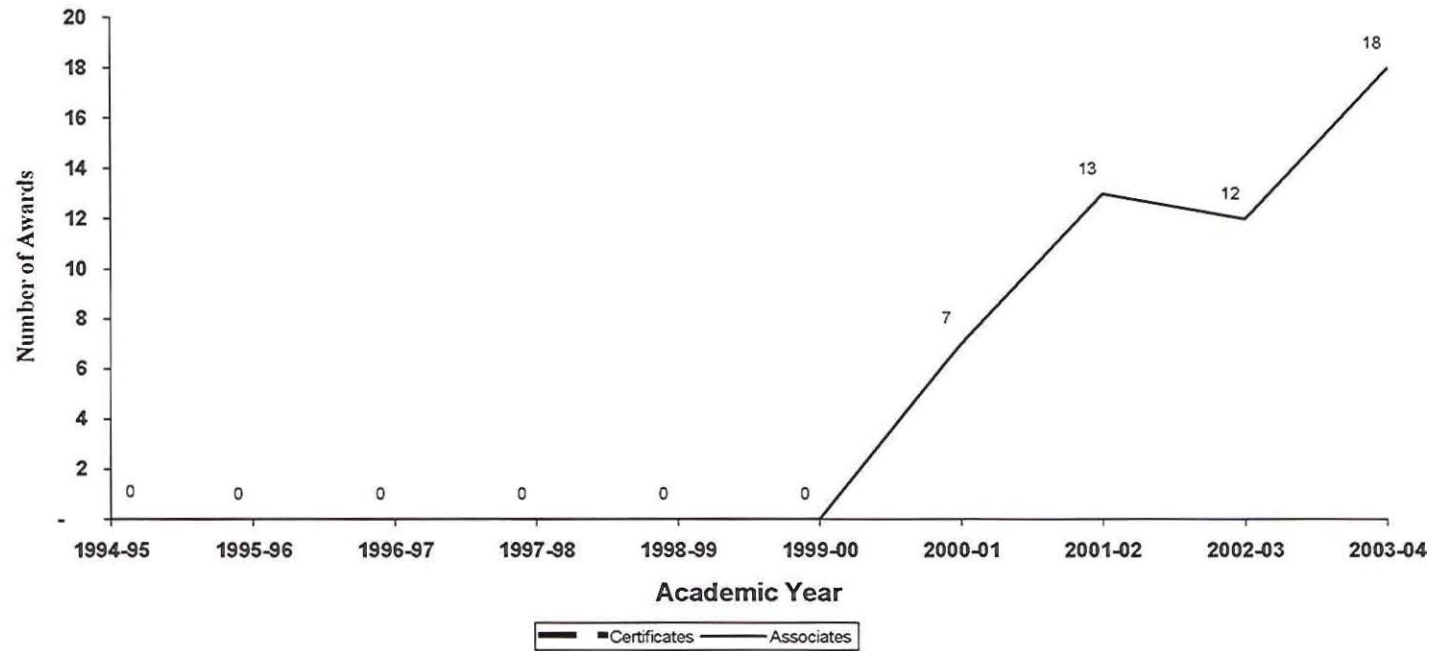
The Degree Trends Report is developed by the Office of Institutional Research based on data compiled from official college records which are submitted to the State of Michigan for the IPEDS (Integrated Post-Secondary Education System) Annual Degrees Conferred Report. The Degree Trends Report examines trends of OCC degrees, based on specific programs. The standard format offers information about certificates and associate degrees awarded. In the event that a given program offers only a certificate or an associate degree, information describing the other type of award will not be shown.

Trends over a specified period of time are illustrated by the following graphs for Graphic Design (GRD)

- Ten-year trend showing the annual awards conferred in Graphic Design
- Rate of change in annual awards conferred in Graphic Design
- The three-year Moving Mean for annual awards conferred in Graphic Design
- Ten-year trend in awards conferred collegewide.

Questions regarding this report can be forwarded to the Office of Institutional Research at (248) 341-2123.

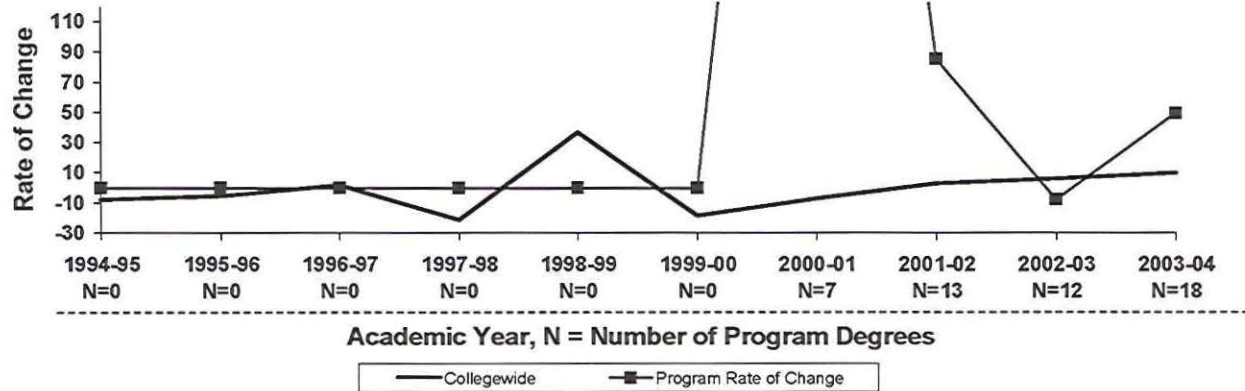
**Oakland Community College
Associate Degrees and Certificates Awarded
Graphic Design
1994-95 through 2003-04**



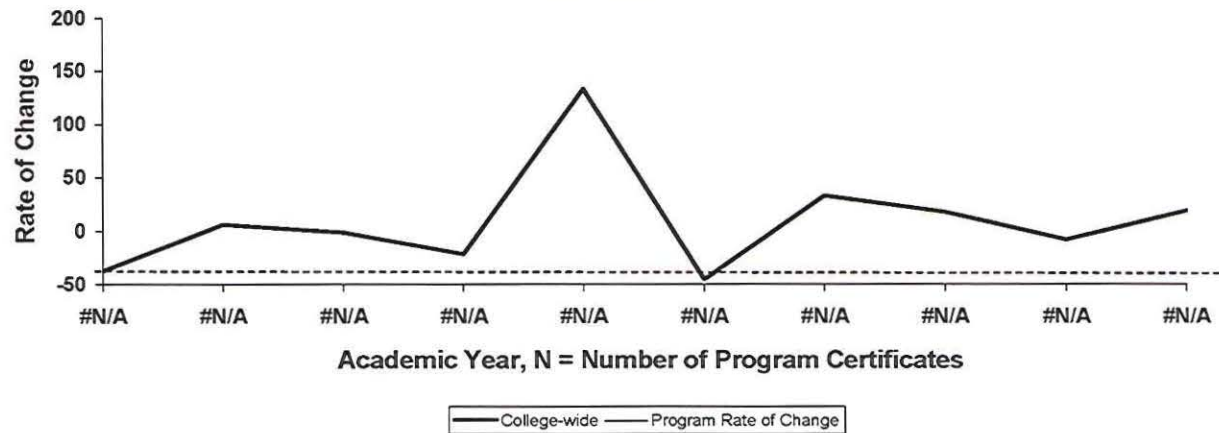
<u>Academic Yr.</u>	<u>Certificates</u>	<u>Associates</u>
1994-95	#N/A	0
1995-96	#N/A	0
1996-97	#N/A	0
1997-98	#N/A	0
1998-99	#N/A	0
1999-00	#N/A	0
2000-01	#N/A	7
2001-02	#N/A	13
2002-03	#N/A	12
2003-04	#N/A	18

**Oakland Community College
Rate of Change in Annual Awards
College-Wide
1994-95 through 2003-04**


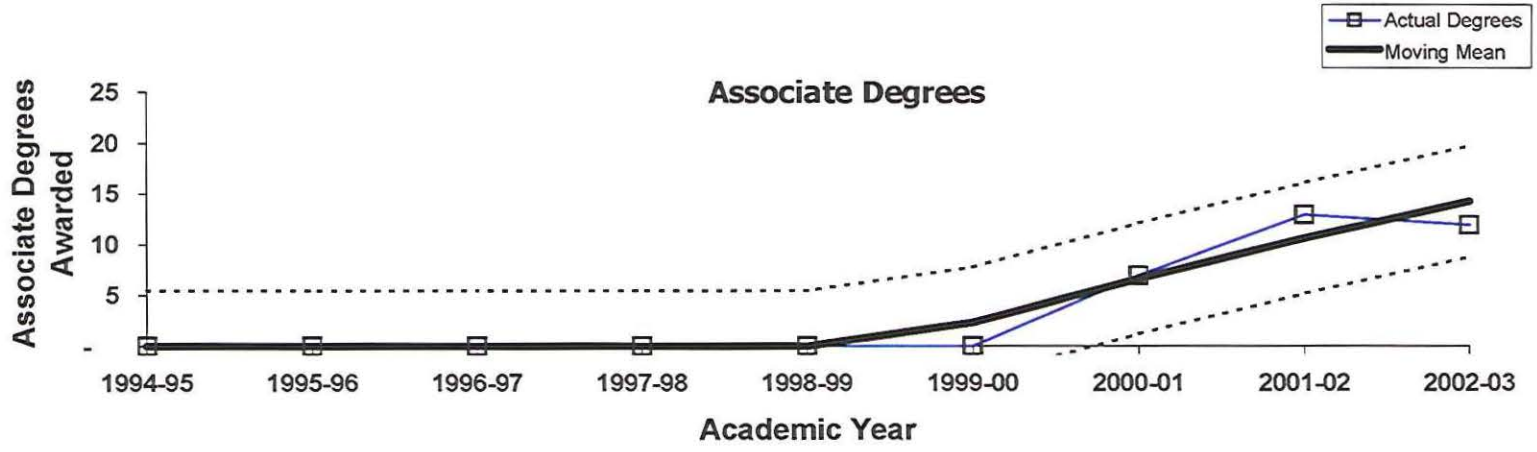
Associate Degrees



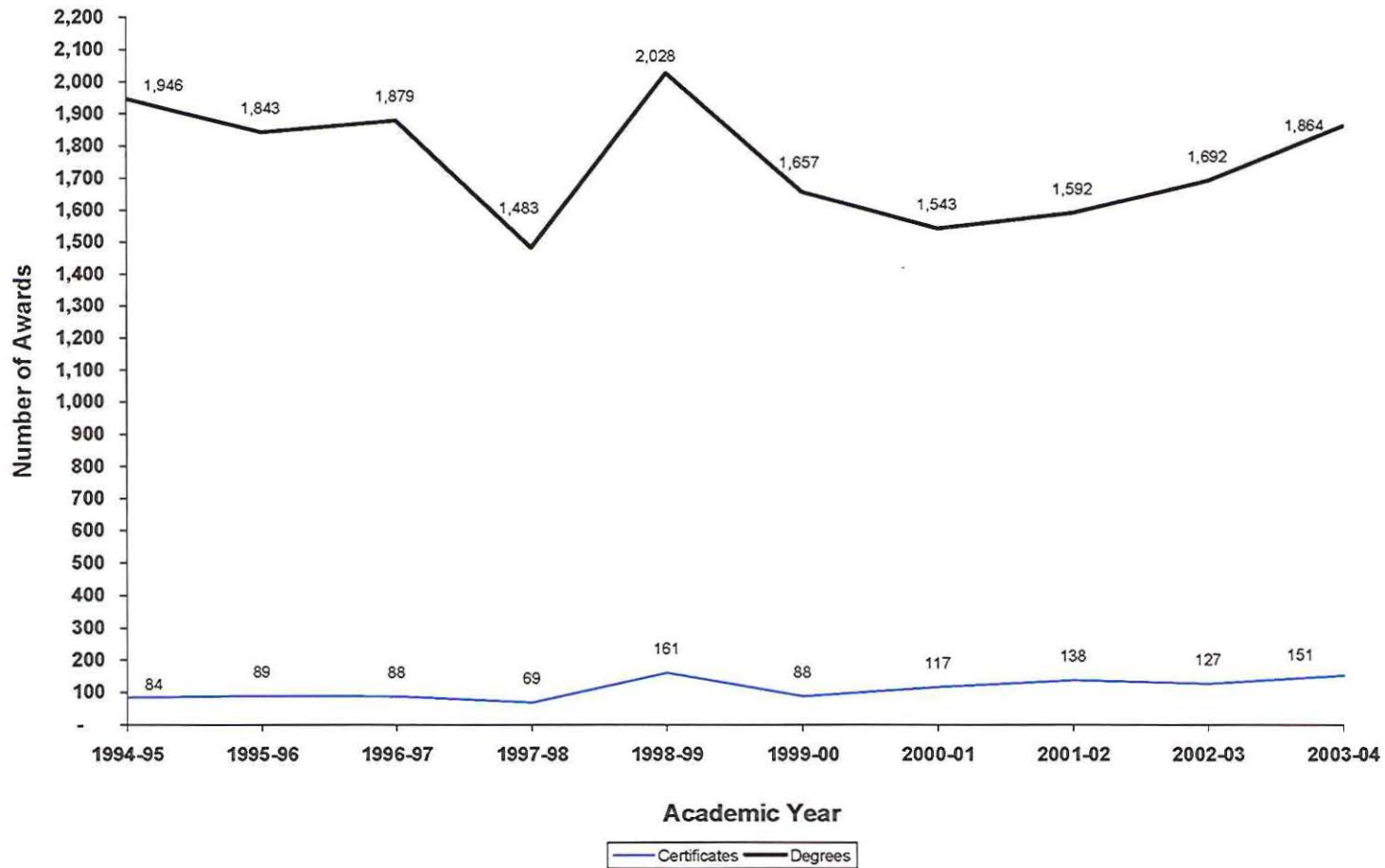
Certificates



**Oakland Community College
Three Year Moving Mean in Annual Awards
Graphic Design
1994-95 through 2002-03**



**Oakland Community College
Associate Degrees and Certificates Awarded
College-Wide
1994-95 through 2003-04**





OAKLAND
COMMUNITY
COLLEGE

Credit Hour Trends Report
Graphic Design
GRD
2003-04

Prepared by:
Oakland Community College
Office of Institutional Research
April 13, 2005

**Oakland Community College
Credit Hour Trends Report
Graphic Design
1994-95 through 2003-04**

Each year the Office of Institutional Research prepares the Credit Hour Trends Report, based on data submitted to the State of Michigan in the annual ACS-6 (Activities Classification Structure) process. This report is based on each course section's official count date (1/10th Day). The Credit Hour Trends Report examines annual (July 1 - June 30) enrollment trends of OCC disciplines, based on course prefix codes.

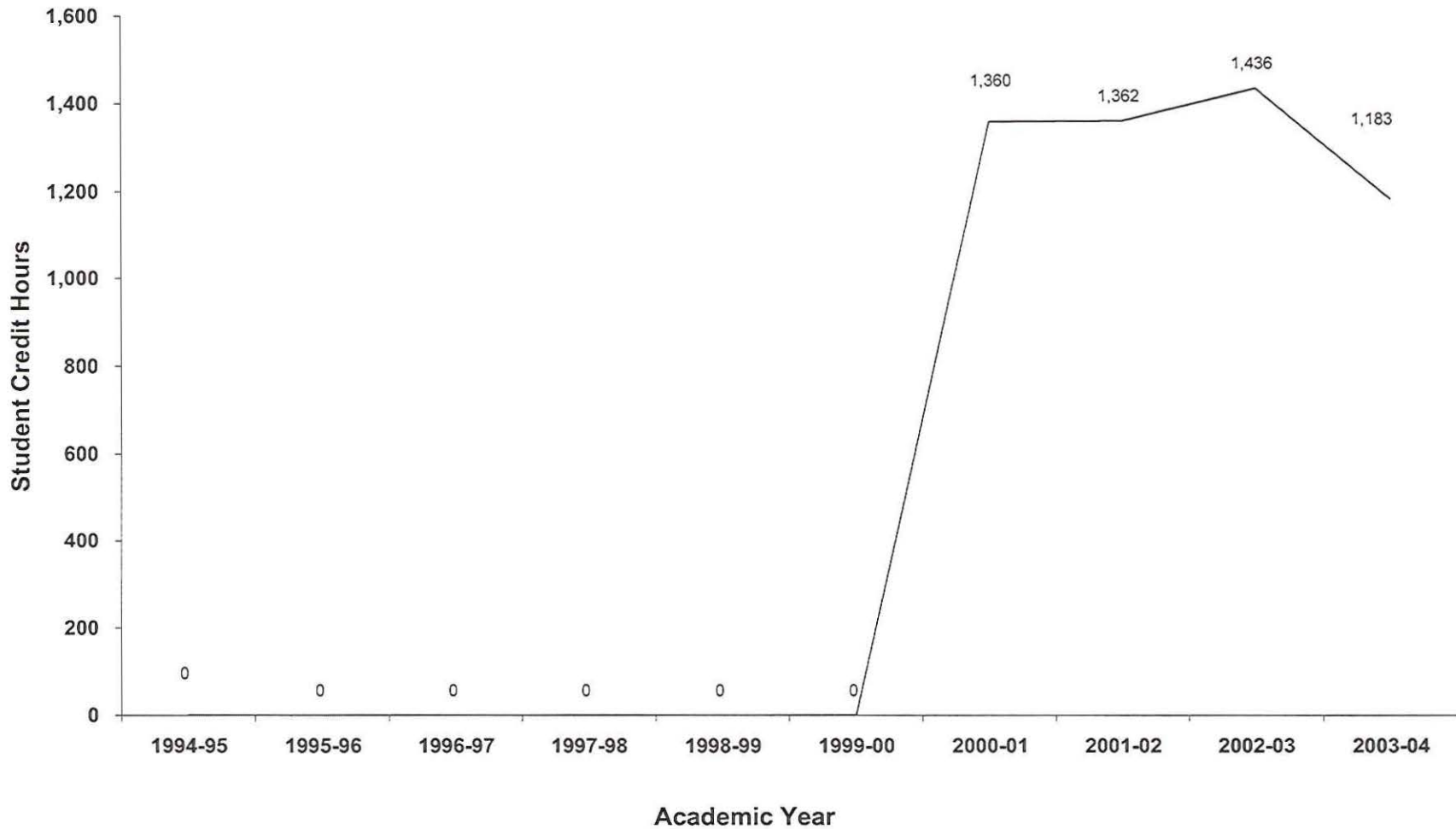
Trends over a specified period of time are illustrated by the following graphs for Graphic Design.

- Graph depicting ten-year trend in student credit hours generated by Graphic Design
- Graphs depicting three-year moving mean and rate of change in student credit hours for Graphic Design.
- Ten-year trend in annual credit hours generated Collegewide.

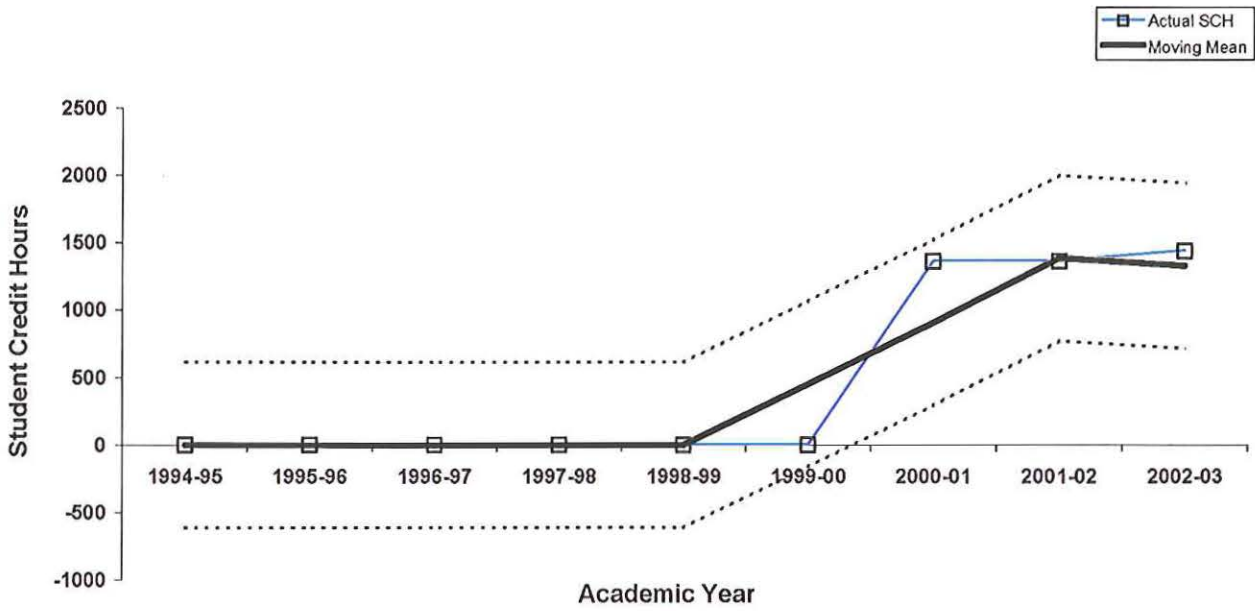
Questions regarding this report can be forwarded to the Office of Institutional Research at (248) 341-2123.

**Oakland Community College
Ten-Year Trend in Student Credit Hours
Graphic Design
1994-95 through 2003-04**

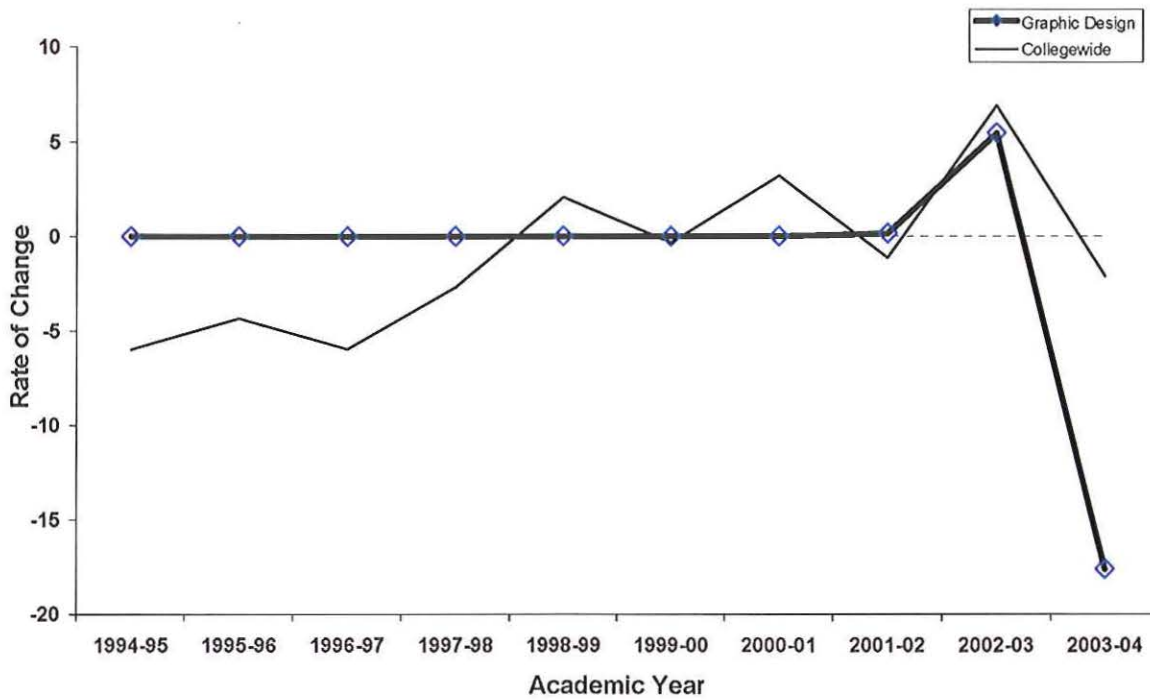
	1994-95 SCH	1995-96 SCH	1996-97 SCH	1997-98 SCH	1998-99 SCH	1999-00 SCH	2000-01 SCH	2001-02 SCH	2002-03 SCH	2003-04 SCH	5-Year % Change	10-Year % Change
Graphic Design	0	0	0	0	0	0	1,360	1,362	1,436	1,183	--	--
College Wide Totals	471,593	451,159	443,471	431,521	440,448	438,997	453,054	447,928	478,827	468,777	6.8	-0.6



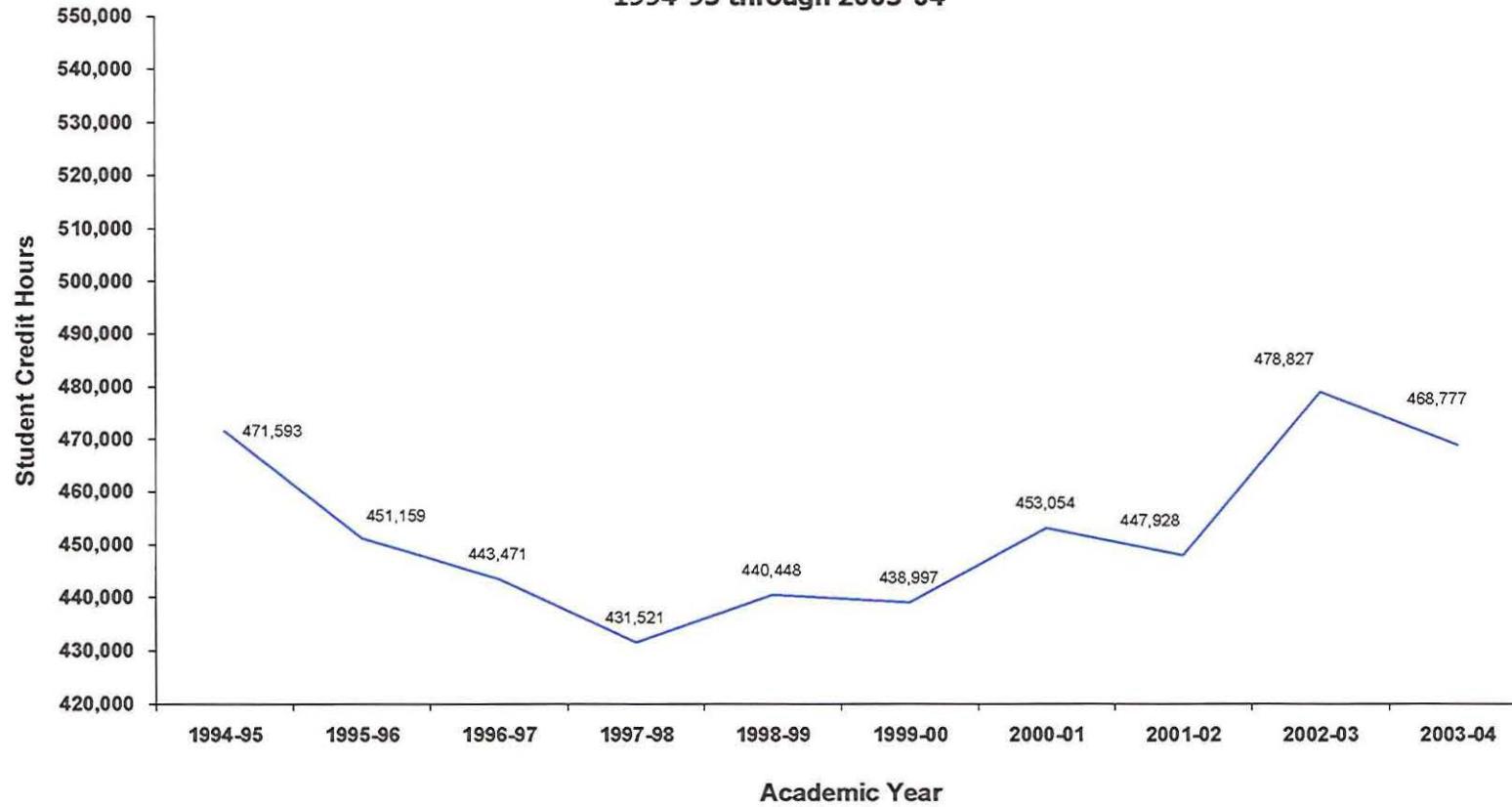
Oakland Community College
 Three-Year Moving Mean
 Graphic Design
 1994-95 through 2002-03



Rate of Change in Student Credit Hours 1994-95 through 2003-04



**Oakland Community College
Ten-Year Trend in Student Credit Hours
College-Wide
1994-95 through 2003-04**



1994-95	1995-96	1996-97	1997-98	1998-99	1999-00	2000-01	2001-02	2002-03	2003-04
471,593	451,159	443,471	431,521	440,448	438,997	453,054	447,928	478,827	468,777