



## Degree and Credit Hour Trends Report Worksheet

Requestor: <i>CRC</i>	Curriculum to be Reviewed: <i>Management Development</i>	Due:
Coordinator: <i>Kathy Lorenz</i>		

Report to consist of the following:						
<b>Degree Prefixes:</b>	<i>ORD</i>	<i>CNM</i>	<i>RFB</i>			
	<i>MAN</i>	<i>RET</i>	<i>SBM</i>			
<b>Course Codes:</b>						
	<i>ACC</i>	<i>BUS</i>	<i>MAT</i>			
	<i>BIS</i>	<i>ELD</i>	<i>MKT</i>			

Bookmarks:		
<b>Intro Section:</b>	<u>Program Title</u> Report for CRC	100%
	<u>Program Prefix</u> Table of Contents	100%
<b>Degree Trends Section:</b>	<u>Program Title</u> Degree Trends Report	100%
	<u>Program Prefix</u> Degree Trends Summary	100%
	<u>Program Prefix</u> Ten Year Trend	100%
	<u>Program Prefix</u> Rate of Change	100%
	<u>Program Prefix</u> Three Year Moving Mean	100%
	College-wide Ten Year Trend	100%
<b>Credit Hour Trends Section:</b>	<u>Course Title</u> Credit Hour Trends Report	100%
:	<u>Course Code</u> Credit Hour Trends Summary	100%
	<u>Course Code</u> Ten Year Trend	100%
	<u>Course Code</u> Three Year Moving Mean	158%
	<u>Course Code</u> Rate of Change	158%
	College-wide Ten Year Trend	100%

## Foster, Gail

---

**From:** Lorencz, Kathy  
**Sent:** Wednesday, December 04, 2002 2:29 PM  
**To:** Foster, Gail  
**Subject:** RE: Curriculum Review Committee

Gail,  
Thank you for your response. That would be wonderful if I could get it by the end of next week.

-----Original Message-----

**From:** Foster, Gail  
**Sent:** Wednesday, December 04, 2002 11:03 AM  
**To:** Lorencz, Kathy  
**Subject:** RE: Curriculum Review Committee

Hi Kathy,  
If you just need what I listed, I would say the end of next week if all goes well. We still have a couple of reports to go to the state but I've been working on these while I wait for data. The MGT group is a little larger than any of the ones I've done so it might take a little longer. I'll know more when I get into it a little deeper.

-----Original Message-----

**From:** Lorencz, Kathy  
**Sent:** Tuesday, December 03, 2002 6:20 PM  
**To:** Foster, Gail  
**Subject:** RE: Curriculum Review Committee

Hi Gail,  
Thank you on the update on the format for the reports and how they will be sent. Colleague probably shows the two programs active for Small Business Management, although the new name is Entrepreneurship, because students are still working through the older version of the program. I believe they still stay active until students are through the catalog they started in. Do you have an estimate of when I might expect to receive the information. Thank you.

-----Original Message-----

**From:** Foster, Gail  
**Sent:** Monday, December 02, 2002 11:58 AM  
**To:** Lorencz, Kathy  
**Subject:** RE: Curriculum Review Committee

Hi Kathy,

Sorry I missed your phone call. My day is typically done at 4:00 PM. I thought I would try to explain what I provide the CRC. We have two standardized reports that generate a trends analysis of degrees/certificates awarded and credit hours taken for a particular program prefix.

The Degree Trends report contains a Ten Year Trend, Rate of Change, Three Year Moving Mean and a Collegewide Ten Year Trend. The Credit Hour Trends report contains a Ten Year Trends, Moving Mean of Student Credit Hours, Rate of Change of Student Credit Hours, and Collegewide Ten Year Trend. The Credit Hour Trends report is generated for the course prefixes of all Major Requirements of the degrees/certificates.

We have decided to change the way we submit the report to you. Rather than sending a hard copy of each report, we are creating a combined report in a .PDF format and e-mailing it to each of you. This is why I want to make sure I include everything you need in the beginning, but not over burden you with information you don't need at this time.

I appreciate the heads up on the program name changes. We are not always in the loop on that one. In fact, I thought I had heard that but the live colleague program listing shows both as active so I wasn't sure. I expected one to drop off and the other to replace it but maybe requirements are different so they need to ramp up and fade out. You could probably clear that up for me.

Based on your response to this e-mail and your phone message I'm going to include all the programs I listed

and their associated Credit Hours. If that is incorrect let me know. I am usually in the office Monday through Thursday, 8:30 AM - 4:00 PM. The other reports you mentions are different than what I provide you at this time. We are still finishing up state and federal reporting, but I intend to start pulling this information together in between.

Thanks for your quick response.  
Gail

-----Original Message-----

**From:** Lorencz, Kathy  
**Sent:** Wednesday, November 27, 2002 4:27 PM  
**To:** Foster, Gail  
**Subject:** RE: Curriculum Review Committee

Gail,

The items you listed are the ones that I expect need to be reviewed. I did have the research area pull together information on the Retail Management Program this past summer. The one labeled Entrepreneurship is a new name as of last year for a program labeled MGT Small Business Option appearing in prior years' catalogs. Within the past 2 years we've also had some research done on the Retail Fashion and Buying Option.

-----Original Message-----

**From:** Foster, Gail  
**Sent:** Wednesday, November 27, 2002 12:23 PM  
**To:** Lorencz, Kathy  
**Cc:** Powell, Robert  
**Subject:** Curriculum Review Committee

Good Morning Kathy,

I explained my dilemma to Bob Powell whose has suggested I take my questions to the coordinators. So here I am. One of the problems I have had with the CRC schedule is not knowing exactly what you want when I receive only a Program/Discipline Codes, especially when they are the old or new mixed.

For MGT which doesn't come up, do they want all of the following?

* MGT.ADO.AAS	MGT Administrative Office Option
* MGT.BUS.AAS	MGT Business Management Option
* MGT.CA	Management Development Certificate of Achievement
* MGT.CON.AAS	MGT Construction Management Option
* MGT.ENO.AAS	MGT Entrepreneurship Option
* MGT.RET.AAS	MGT Retail Management Option
* MGT.RFB.AAS	MGT Retail Fashion & Buying Option
* MGT.SBO.AAS	MGT Small Business Option

or some combination of these. Again, are there other elements?

Please help me clarify these issues so I can put the appropriate data together. The part I don't know, is if these other degrees and certificates are reviewed at different times or in associated groups. With the change of computer systems and program code I need to know how to arrange the new data for the future.

Thanks,

*Gail M. Foster*

Office of Institutional Research  
Pontiac Place  
140 S. Saginaw, 6th Floor

**Foster, Gail**

**From:** Lorencz, Kathy *-x2634*  
**Sent:** Wednesday, November 27, 2002 4:27 PM  
**To:** Foster, Gail  
**Subject:** RE: Curriculum Review Committee

Gail,  
The items you listed are the ones that I expect need to be reviewed. I did have the research area pull together information on the Retail Management Program this past summer. The one labeled Entrepreneurship is a new name as of last year for a program labeled MGT Small Business Option appearing in prior years' catalogs. Within the past 2 years we've also had some research done on the Retail Fashion and Buying Option.

-----Original Message-----

**From:** Foster, Gail  
**Sent:** Wednesday, November 27, 2002 12:23 PM  
**To:** Lorencz, Kathy  
**Cc:** Powell, Robert  
**Subject:** Curriculum Review Committee

Good Morning Kathy,

I explained my dilemma to Bob Powell whose has suggested I take my questions to the coordinators. So here I am. One of the problems I have had with the CRC schedule is not knowing exactly what you want when I receive only a Program/Discipline Codes, especially when they are the old or new mixed.

For MGT which doesn't come up, do they want all of the following?

- \* MGT.ADO.AAS MGT Administrative Office Option (OAD)
  - \* MGT.BUS.AAS MGT Business Management Option (MAN)
  - \* MGT.CA Management Development Certificate of (MAN)
- Achievement
- \* MGT.CON.AAS MGT Construction Management Option (CNM)
  - \* MGT.ENO.AAS MGT Entrepreneurship Option
  - \* MGT.RET.AAS MGT Retail Management Option (RET)
  - \* MGT.RFB.AAS MGT Retail Fashion & Buying Option (RFB)
  - \* MGT.SBO.AAS MGT Small Business Option (SBM)

*Cr Hr Tr*

- ACC
- BUS
- MKT
- CIS
- ECO *have*
- MAT
- RET

or some combination of these. Again, are there other elements?

Please help me clarify these issues so I can put the appropriate data together. The part I don't know, is if these other degrees and certificates are reviewed at different times or in associated groups. With the change of computer systems and program code I need to know how to arrange the new data for the future.

Thanks,

*Gail M. Foster*

Office of Institutional Research  
Pontiac Place  
140 S. Saginaw, 6th Floor  
Pontiac, MI 48342

*degrees conferred  
# of credit hours taken.*

P: (248) 232-4869  
F: (248) 232-4860  
E: gmfooster@occ.cc.mi.us

# Institutional Research Report



**Management Development  
Degree and Credit Hour Trends Reports  
for  
Curriculum Review Committee**



**OAKLAND  
COMMUNITY  
COLLEGE**

## **TABLE OF CONTENTS**

### **Management Development - Administrative Office Option Degree Trends Report**

OAD Degree Trends Summary

OAD Ten Year Trend

OAD Rate of Change

OAD Three Year Moving Mean

Collegewide Ten Year Trend

### **Management Development – Business Management Option Degree Trends Report**

MAN Degree Trends Summary

MAN Ten Year Trend

MAN Rate of Change

MAN Three Year Moving Mean

Collegewide Ten Year Trend

### **Management Development – Construction Management Option Degree Trends Report**

CNM Degree Trends Summary

CNM Ten Year Trend

CNM Rate of Change

CNM Three Year Moving Mean

Collegewide Ten Year Trend

### **Management Development – Retail Management Option Degree Trends Report**

RET Degree Trends Summary

RET Ten Year Trend

RET Rate of Change

RET Three Year Moving Mean

Collegewide Ten Year Trend

## **TABLE OF CONTENTS (CONTINUED)**

### **Management Development – Retail Fashion & Buying Option Degree Trends Report**

RFB Degree Trends Summary

RFB Ten Year Trend

RFB Rate of Change

RFB Three Year Moving Mean

Collegewide Ten Year Trend

### **Management Development – Small Business Option Degree Trends Report**

SBM Degree Trends Summary

SBM Ten Year Trend

SBM Rate of Change

SBM Three Year Moving Mean

Collegewide Ten Year Trend

### **Accounting Credit Hour Trends Report**

CIS Credit Hour Trends Summary

CIS Ten Year Trend

CIS Three Year Moving Mean

CIS Rate of Change

Collegewide Ten Year Trend

### **Business Credit Hour Trends Report**

BUS Credit Hour Trends Summary

BUS Ten Year Trend

BUS Three Year Moving Mean

BUS Rate of Change

Collegewide Ten Year Trend

## **TABLE OF CONTENTS (CONTINUED)**

### **Computer Information Systems Credit Hour Trends Report**

CIS Credit Hour Trends Summary

CIS Ten Year Trend

CIS Three Year Moving Mean

CIS Rate of Change

Collegewide Ten Year Trend

### **Economics Credit Hour Trends Report**

ECO Credit Hour Trends Summary

ECO Ten Year Trend

ECO Three Year Moving Mean

ECO Rate of Change

Collegewide Ten Year Trend

### **Mathematics Credit Hour Trends Report**

MAT Credit Hour Trends Summary

MAT Ten Year Trend

MAT Three Year Moving Mean

MAT Rate of Change

Collegewide Ten Year Trend

### **Marketing Credit Hour Trends Report**

MKT Credit Hour Trends Summary

MKT Ten Year Trend

MKT Three Year Moving Mean

MKT Rate of Change

Collegewide Ten Year Trend



## **TABLE OF CONTENTS** (CONTINUED)

### Retail Management Credit Hour Trends Report

RET Credit Hour Trends Summary

RET Ten Year Trend

RET Three Year Moving Mean

RET Rate of Change

Collegewide Ten Year Trend



OAKLAND  
COMMUNITY  
COLLEGE

**Degree Trends Report**  
**Mgmt Dev-Office Administration**  
**OAD**  
**2000-01**

**Prepared by:**  
**Oakland Community College**  
**Office of Institutional Research**  
**December 4, 2002**

**Oakland Community College  
Degrees Trends Report  
Mgmt Dev-Office Administration (OAD)  
1991-92 through 2000-01**

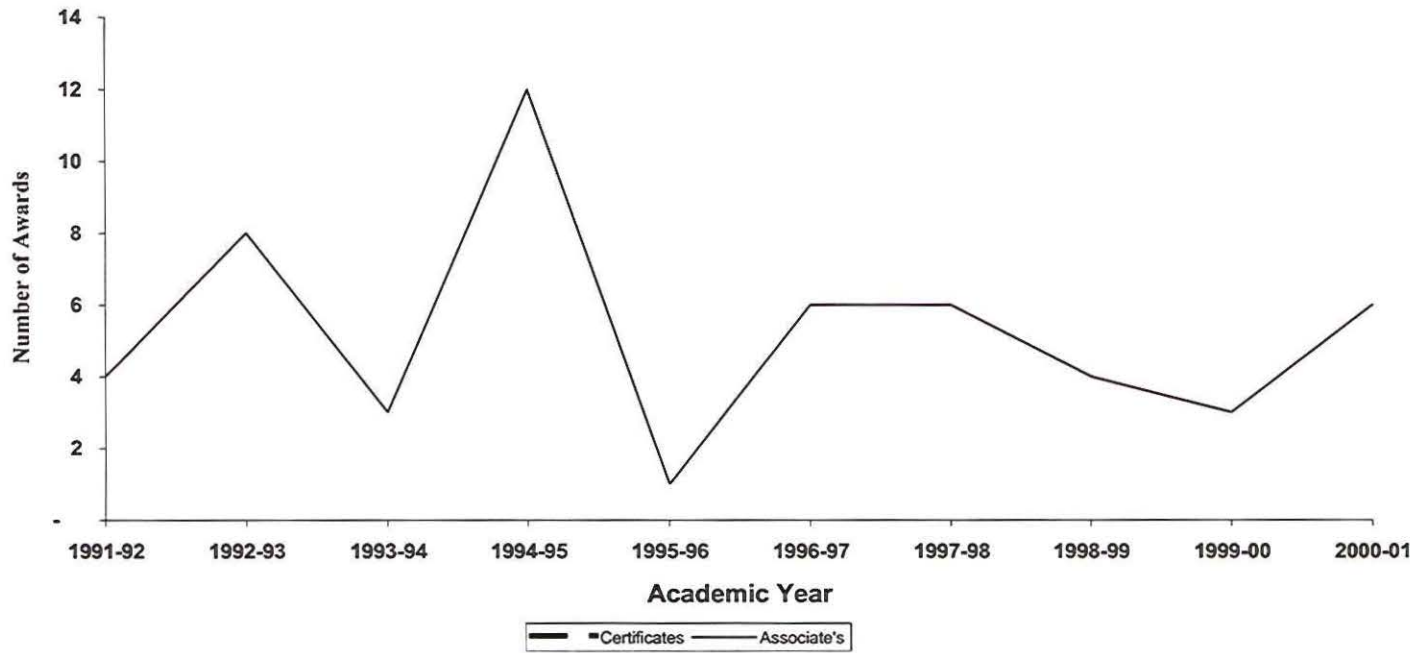
The Degree Trends Report is developed by the Office of Institutional Research based on data compiled from official college records which are submitted to the State of Michigan for IPEDS (Integrated Post-Secondary Education System) Annual Degrees Conferred Report. The Degrees Trends Report examines trends of OCC degrees, based on specific programs. The standard format offers information on certificates and associate's degrees awarded. In the event that a given program offers only a certificate or an associate's degree, information describing the other type of award will not be provided.

Trends over a specified period of time are illustrated by the following graphs for Mgmt Dev-Office Administration (OAD)

- Ten year trend showing the annual awards conferred in Mgmt Dev-Office Administration
- Rate of change in annual awards conferred in Mgmt Dev-Office Administration
- The three year Moving Mean for annual awards conferred in Mgmt Dev-Office Administration
- Ten year trend in awards conferred collegewide.

Questions regarding this report can be addressed to the Office of Institutional Research at (248) 341-2123

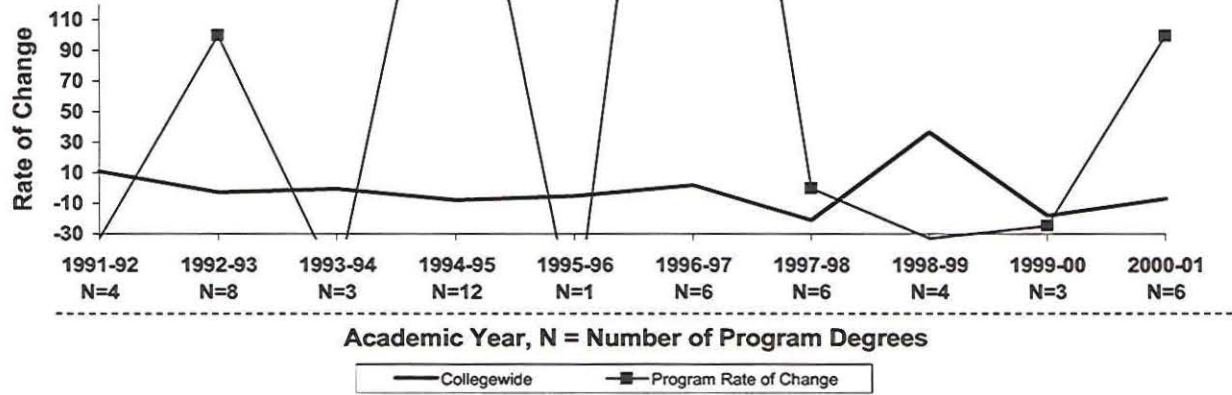
**Oakland Community College  
 Associates Degrees and Certificates Awarded  
 Mgmt Dev-Office Administration  
 1991-92 through 2000-01**



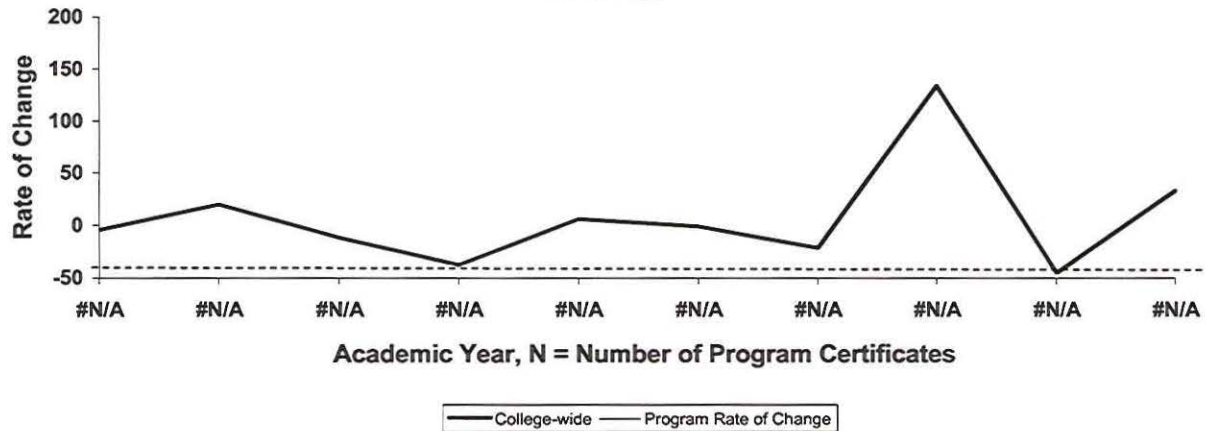
<u>Academic Yr.</u>	<u>Certificates</u>	<u>Associates</u>
1991-92	#N/A	4
1992-93	#N/A	8
1993-94	#N/A	3
1994-95	#N/A	12
1995-96	#N/A	1
1996-97	#N/A	6
1997-98	#N/A	6
1998-99	#N/A	4
1999-00	#N/A	3
2000-01	#N/A	6

**Oakland Community College  
Rate of Change in Annual Awards  
Mgmt Dev-Office Administration  
1991-92 through 2000-01**


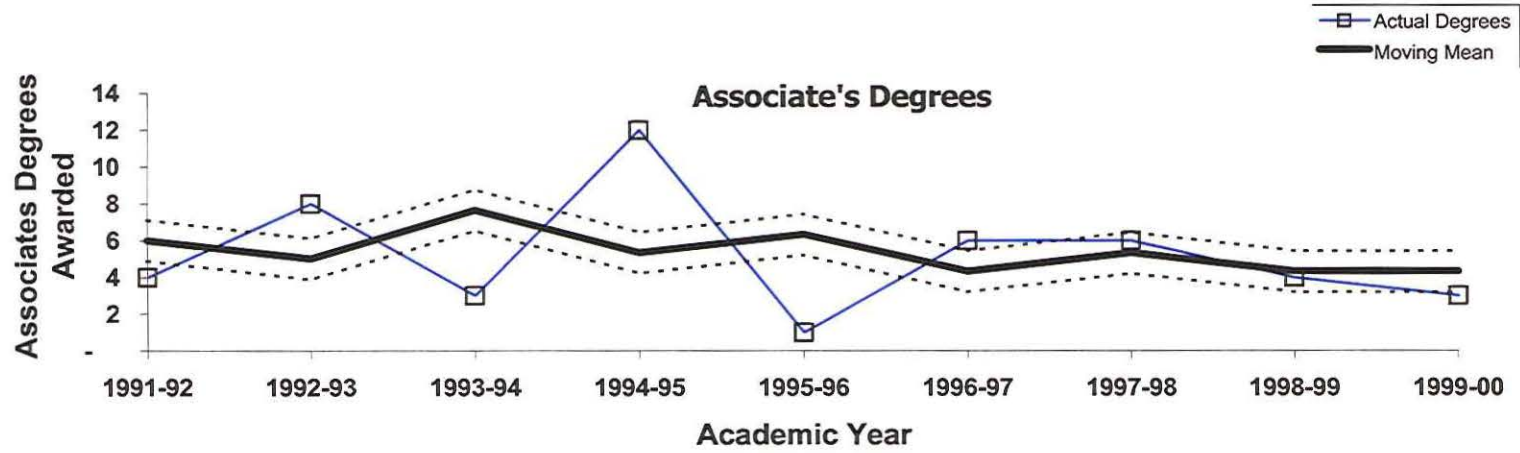
**Associate's Degrees**



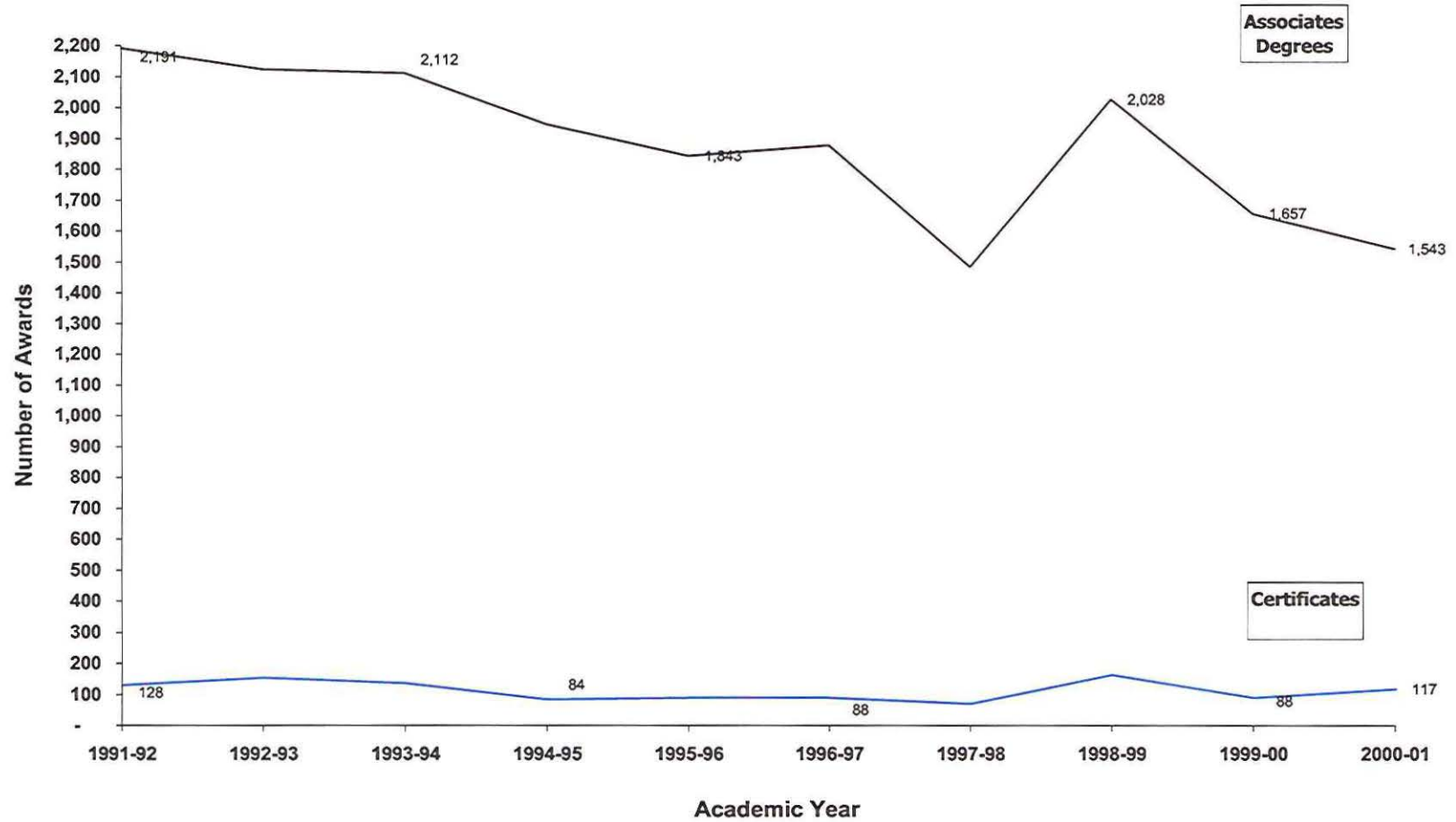
**Certificates**



**Oakland Community College  
Three Year Moving Mean in Annual Awards  
Mgmt Dev-Office Administration  
1991-92 through 1999-00**



Oakland Community College  
Associates Degrees and Certificates Awarded  
College-wide  
1991-92 through 2000-01





OAKLAND  
COMMUNITY  
COLLEGE

**Degree Trends Report**  
**Mgmt Dev-Business Management**  
**MAN**  
**2000-01**

**Prepared by:**  
**Oakland Community College**  
**Office of Institutional Research**  
**December 4, 2002**



**Oakland Community College  
Degrees Trends Report  
Mgmt Dev-Business Management (MAN)  
1991-92 through 2000-01**

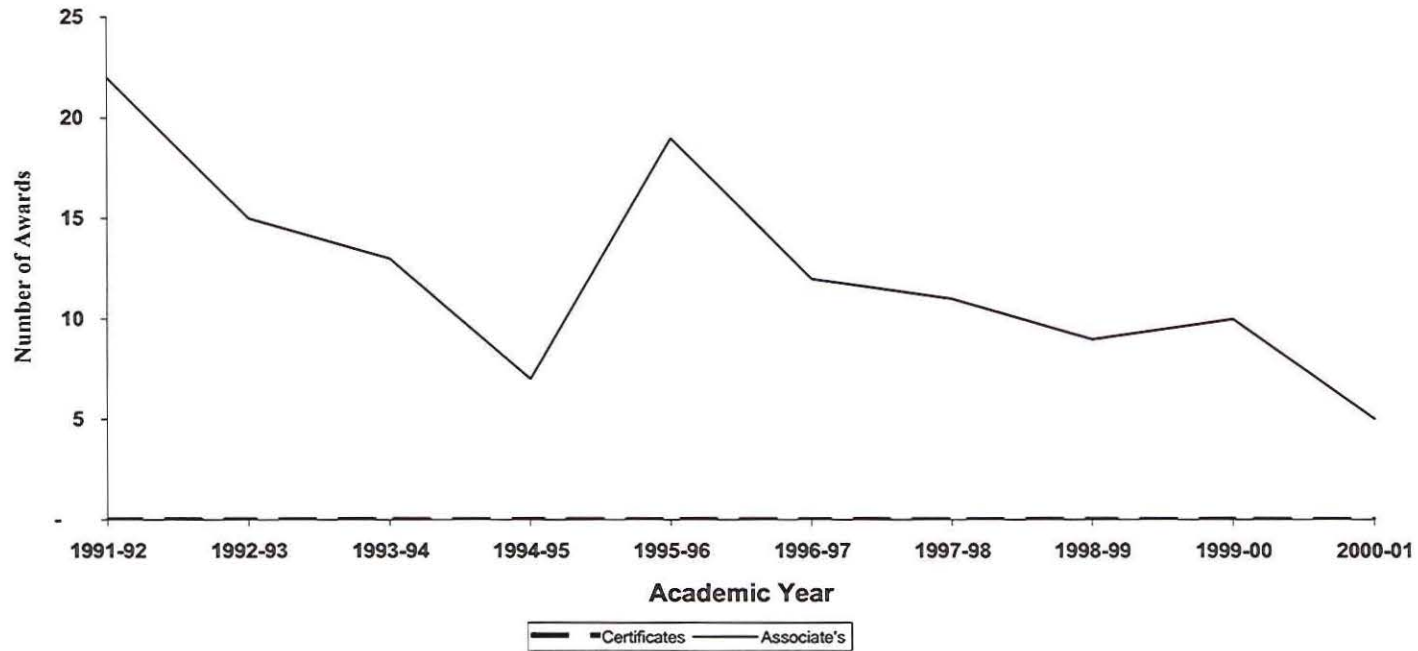
The Degree Trends Report is developed by the Office of Institutional Research based on data compiled from official college records which are submitted to the State of Michigan for IPEDS (Integrated Post-Secondary Education System) Annual Degrees Conferred Report. The Degrees Trends Report examines trends of OCC degrees, based on specific programs. The standard format offers information on certificates and associate's degrees awarded. In the event that a given program offers only a certificate or an associate's degree, information describing the other type of award will not be provided.

Trends over a specified period of time are illustrated by the following graphs for Mgmt Dev-Business Management (MAN)

- Ten year trend showing the annual awards conferred in Mgmt Dev-Business Management
- Rate of change in annual awards conferred in Mgmt Dev-Business Management
- The three year Moving Mean for annual awards conferred in Mgmt Dev-Business Management
- Ten year trend in awards conferred collegewide.

Questions regarding this report can be addressed to the Office of Institutional Research at (248) 341-2123

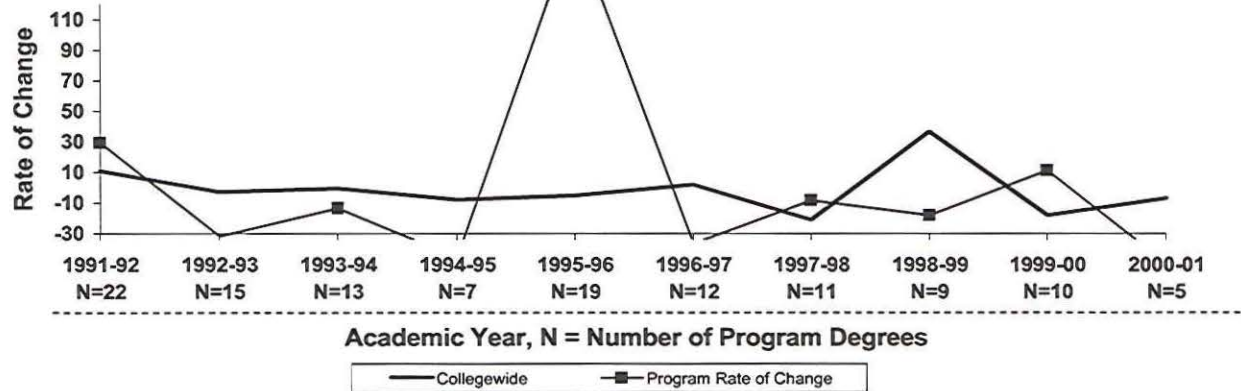
**Oakland Community College  
 Associates Degrees and Certificates Awarded  
 Mgmt Dev-Business Management  
 1991-92 through 2000-01**



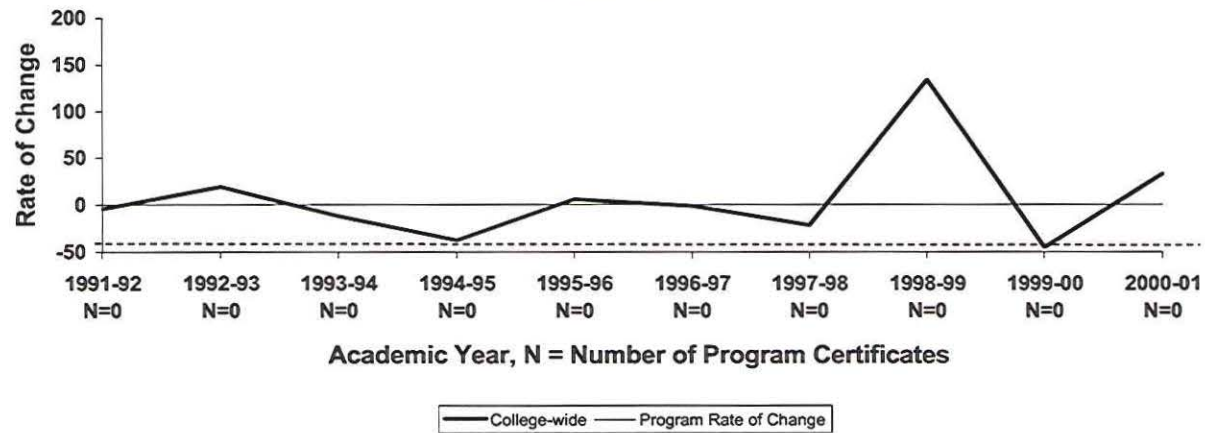
<u>Academic Yr.</u>	<u>Certificates</u>	<u>Associates</u>
1991-92	0	22
1992-93	0	15
1993-94	0	13
1994-95	0	7
1995-96	0	19
1996-97	0	12
1997-98	0	11
1998-99	0	9
1999-00	0	10
2000-01	0	5

**Oakland Community College  
Rate of Change in Annual Awards  
Mgmt Dev-Business Management  
1991-92 through 2000-01**

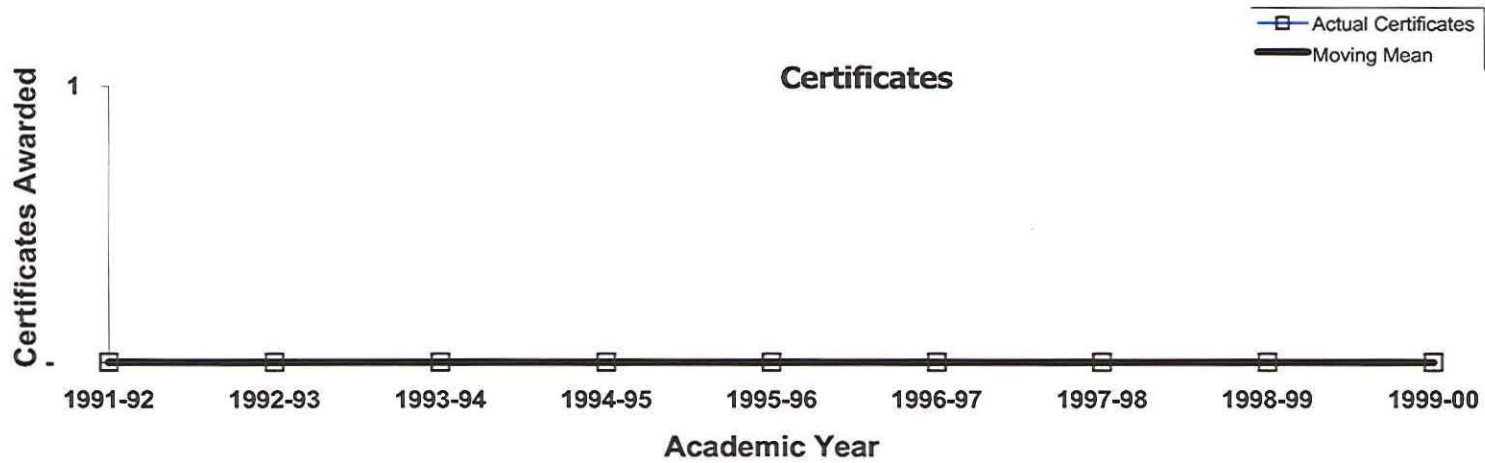
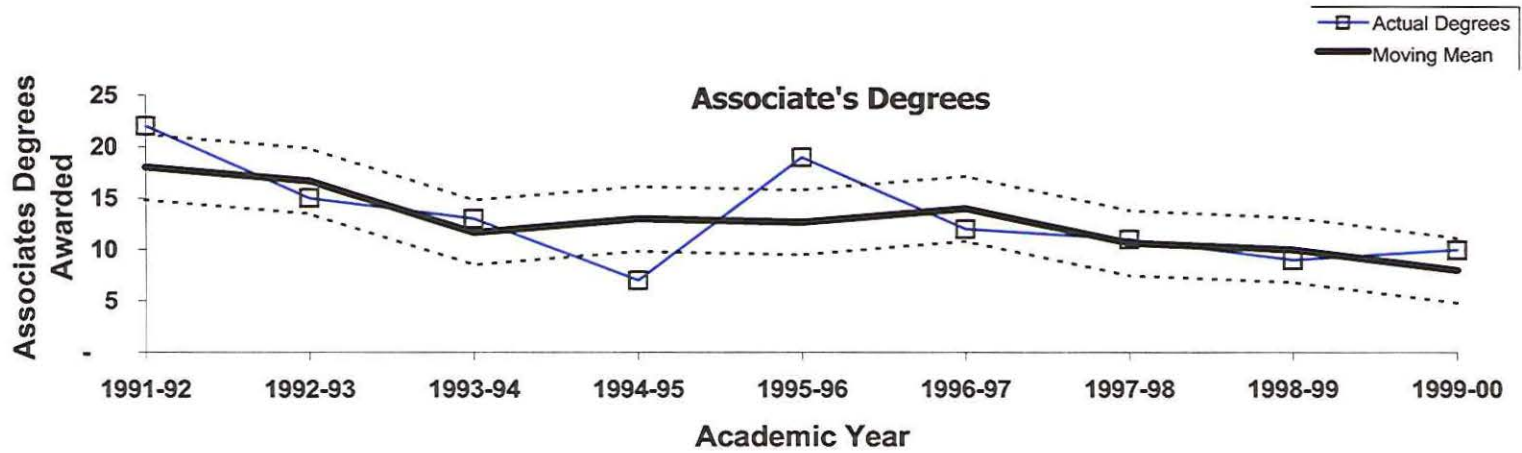
**Associate's Degrees**



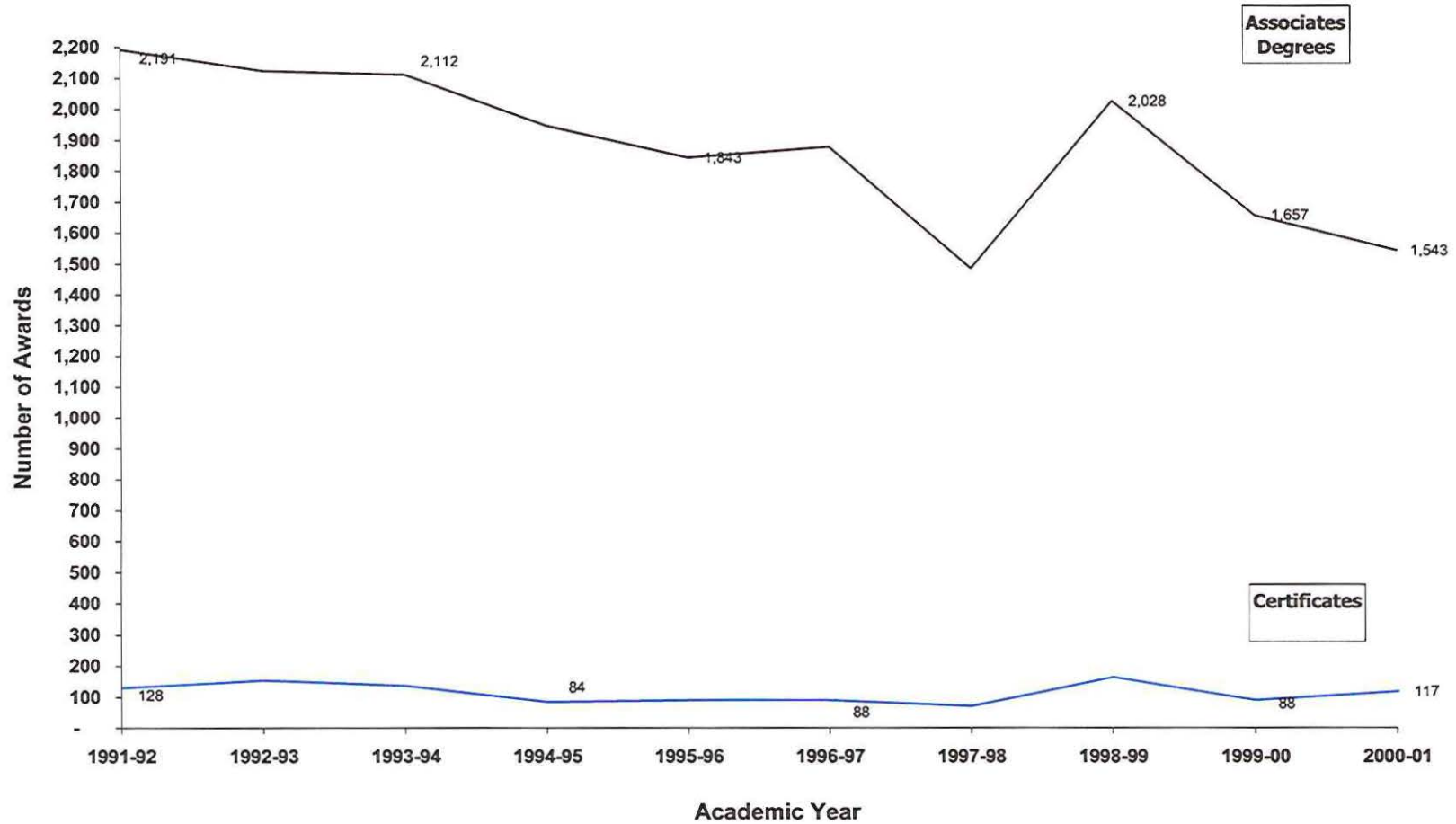
**Certificates**



**Oakland Community College  
Three Year Moving Mean in Annual Awards  
Mgmt Dev-Business Management  
1991-92 through 1999-00**



Oakland Community College  
Associates Degrees and Certificates Awarded  
College-wide  
1991-92 through 2000-01





OAKLAND  
COMMUNITY  
COLLEGE

**Degree Trends Report**  
**Mgt. Dev. - Construction Management**  
**CNM**  
**2000-01**

**Prepared by:**  
**Oakland Community College**  
**Office of Institutional Research**  
**December 10, 2002**

**Oakland Community College  
Degrees Trends Report  
Mgt. Dev. - Construction Management (CNM)  
1991-92 through 2000-01**

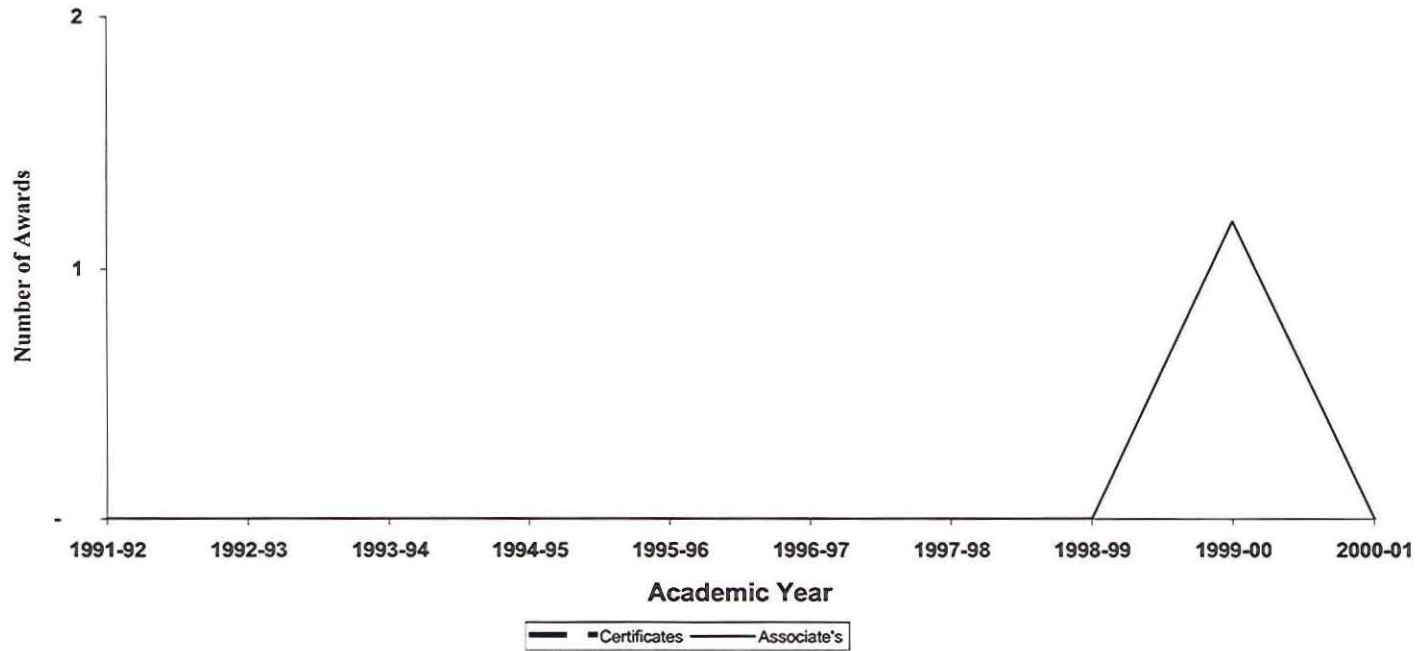
The Degree Trends Report is developed by the Office of Institutional Research based on data compiled from official college records which are submitted to the State of Michigan for IPEDS (Integrated Post-Secondary Education System) Annual Degrees Conferred Report. The Degrees Trends Report examines trends of OCC degrees, based on specific programs. The standard format offers information on certificates and associate's degrees awarded. In the event that a given program offers only a certificate or an associate's degree, information describing the other type of award will not be provided.

Trends over a specified period of time are illustrated by the following graphs for Mgt. Dev. - Construction Management (CNM)

- Ten year trend showing the annual awards conferred in Mgt. Dev. - Construction Management
- Rate of change in annual awards conferred in Mgt. Dev. - Construction Management
- The three year Moving Mean for annual awards conferred in Mgt. Dev. - Construction Management
- Ten year trend in awards conferred collegewide.

Questions regarding this report can be addressed to the Office of Institutional Research at (248) 341-2123

**Oakland Community College  
 Associates Degrees and Certificates Awarded  
 Mgt. Dev. - Construction Management  
 1991-92 through 2000-01**

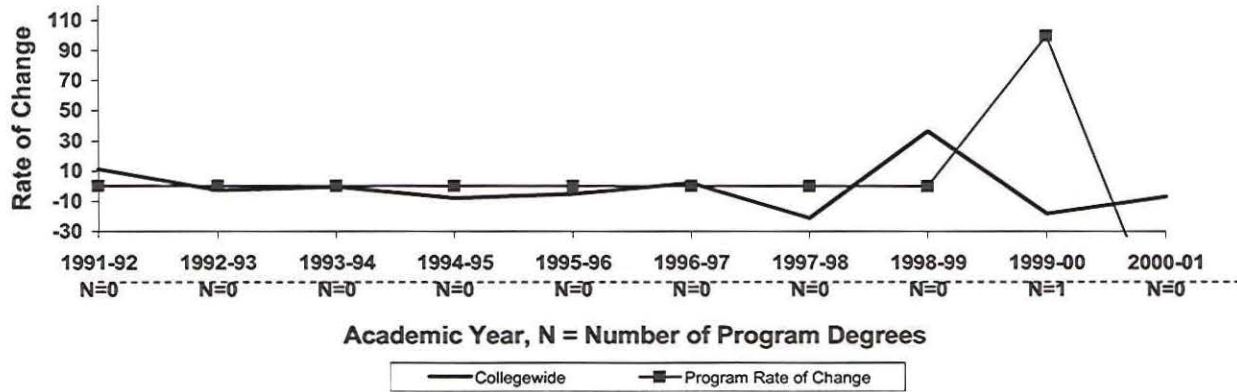


<u>Academic Yr.</u>	<u>Certificates</u>	<u>Associates</u>
1991-92	#N/A	0
1992-93	#N/A	0
1993-94	#N/A	0
1994-95	#N/A	0
1995-96	#N/A	0
1996-97	#N/A	0
1997-98	#N/A	0
1998-99	#N/A	0
1999-00	#N/A	1
2000-01	#N/A	0

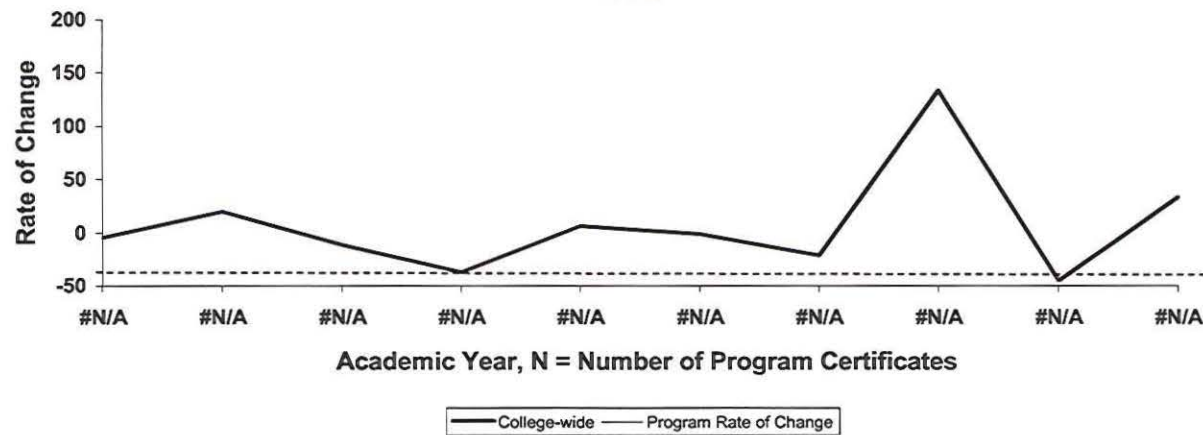


**Oakland Community College  
Rate of Change in Annual Awards  
Mgt. Dev. - Construction Management  
1991-92 through 2000-01**


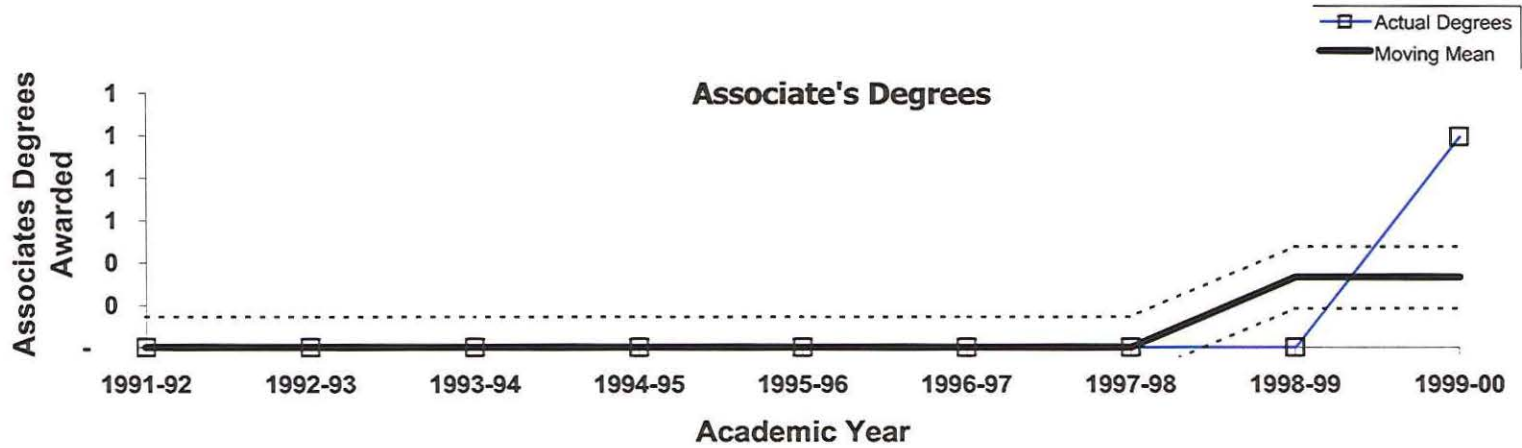
**Associate's Degrees**



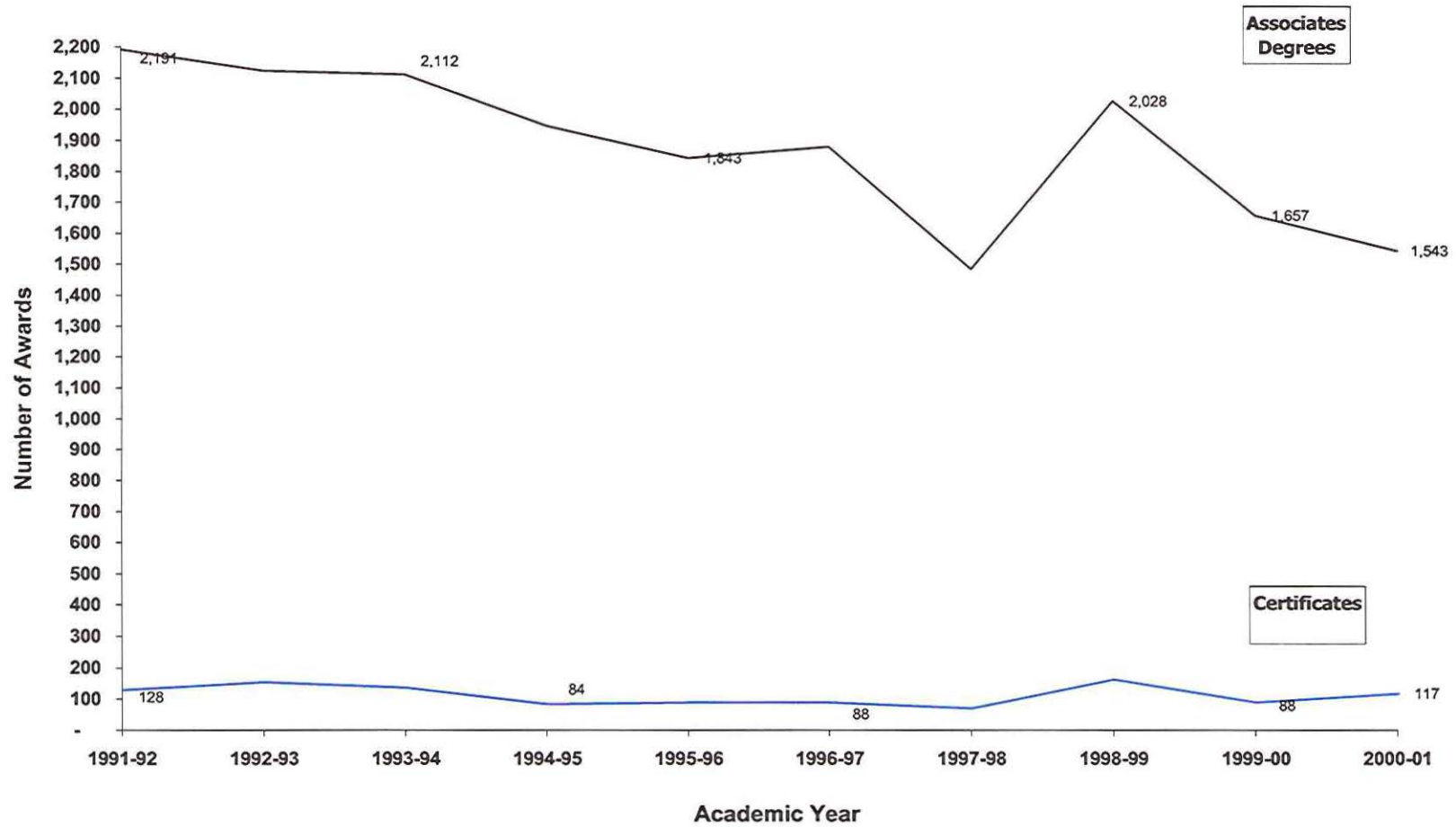
**Certificates**



**Oakland Community College  
 Three Year Moving Mean in Annual Awards  
 Mgt. Dev. - Construction Management  
 1991-92 through 1999-00**



Oakland Community College  
Associates Degrees and Certificates Awarded  
College-wide  
1991-92 through 2000-01





OAKLAND  
COMMUNITY  
COLLEGE

**Degree Trends Report**  
**Mgmt Dev-Retail Management**  
**RET**  
**2000-01**

**Prepared by:**  
**Oakland Community College**  
**Office of Institutional Research**  
**December 10, 2002**

**Oakland Community College  
Degrees Trends Report  
Mgmt Dev-Retail Management (RET)  
1991-92 through 2000-01**

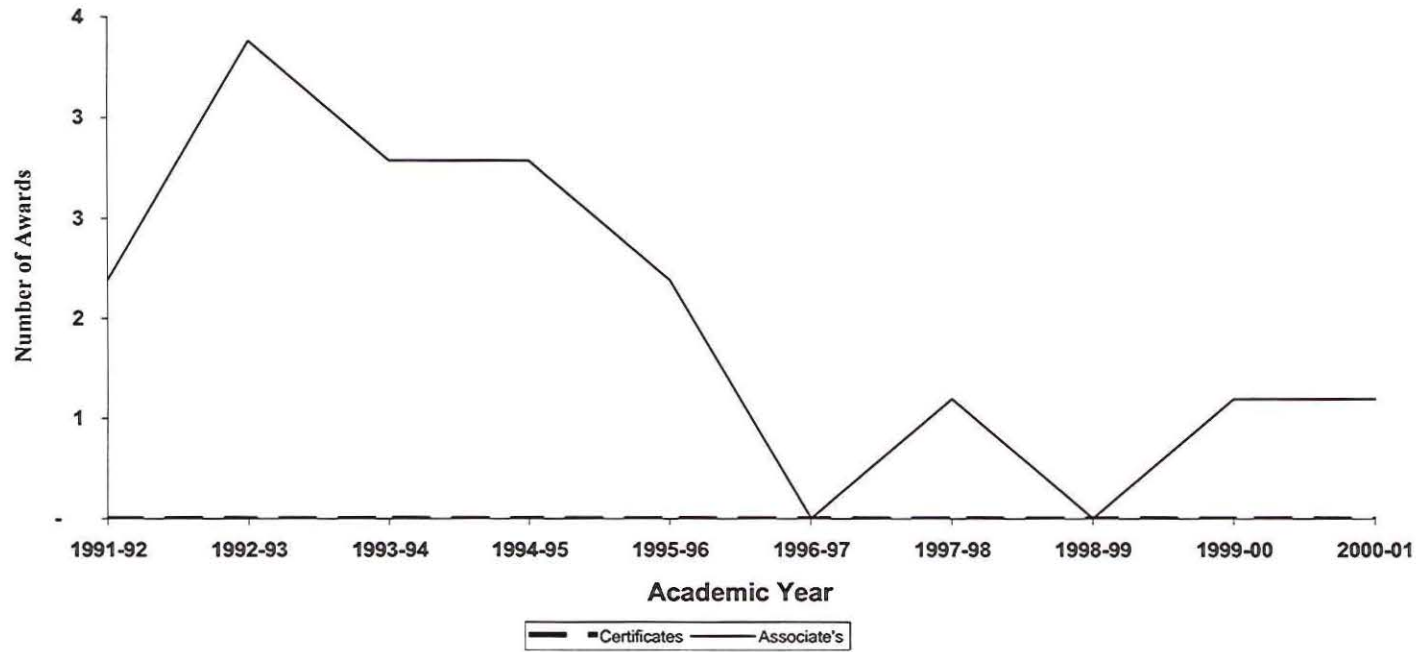
The Degree Trends Report is developed by the Office of Institutional Research based on data compiled from official college records which are submitted to the State of Michigan for IPEDS (Integrated Post-Secondary Education System) Annual Degrees Conferred Report. The Degrees Trends Report examines trends of OCC degrees, based on specific programs. The standard format offers information on certificates and associate's degrees awarded. In the event that a given program offers only a certificate or an associate's degree, information describing the other type of award will not be provided.

Trends over a specified period of time are illustrated by the following graphs for Mgmt Dev-Retail Management (RET)

- Ten year trend showing the annual awards conferred in Mgmt Dev-Retail Management
- Rate of change in annual awards conferred in Mgmt Dev-Retail Management
- The three year Moving Mean for annual awards conferred in Mgmt Dev-Retail Management
- Ten year trend in awards conferred collegewide.

Questions regarding this report can be addressed to the Office of Institutional Research at (248) 341-2123

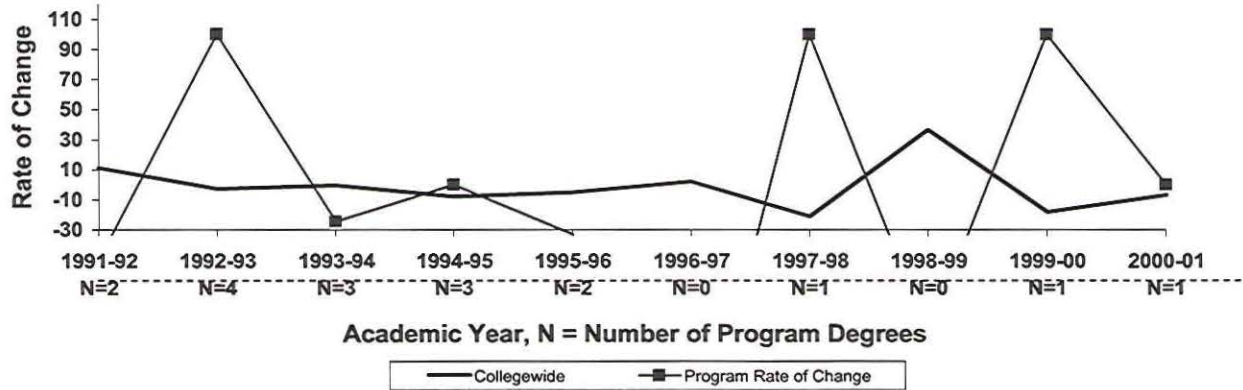
**Oakland Community College  
 Associates Degrees and Certificates Awarded  
 Mgmt Dev-Retail Management  
 1991-92 through 2000-01**



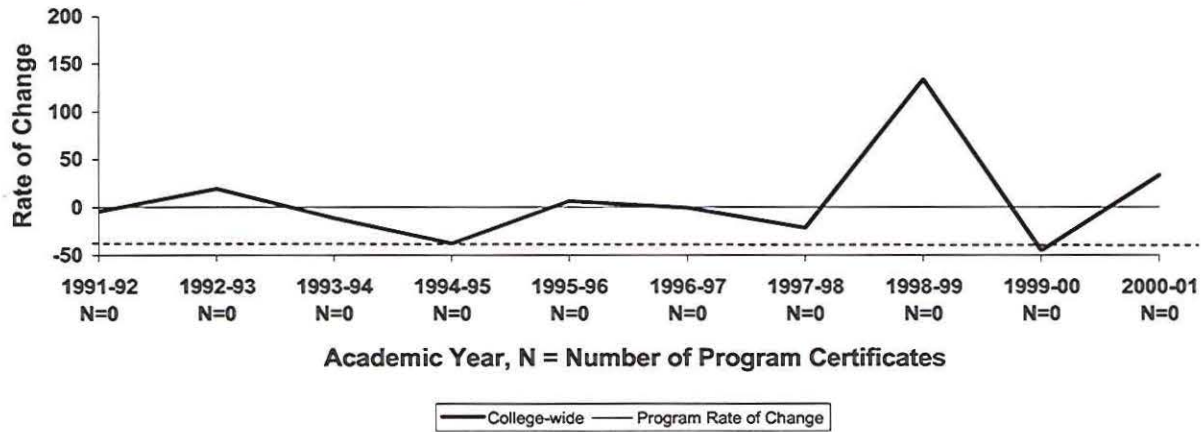
<u>Academic Yr.</u>	<u>Certificates</u>	<u>Associates</u>
1991-92	0	2
1992-93	0	4
1993-94	0	3
1994-95	0	3
1995-96	0	2
1996-97	0	0
1997-98	0	1
1998-99	0	0
1999-00	0	1
2000-01	0	1

**Oakland Community College  
Rate of Change in Annual Awards  
Mgmt Dev-Retail Management  
1991-92 through 2000-01**

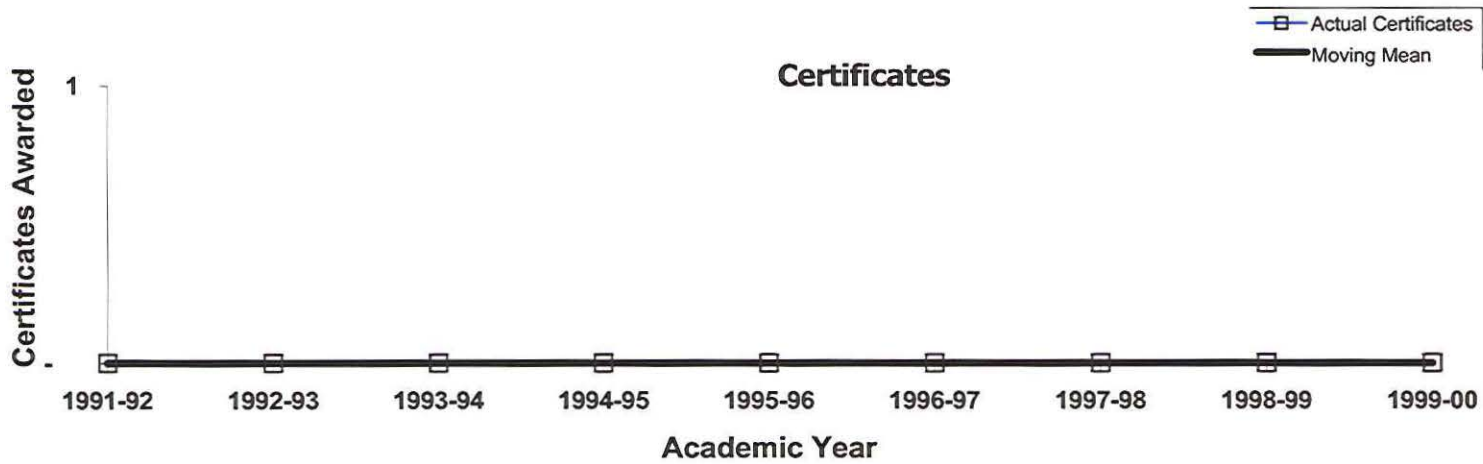
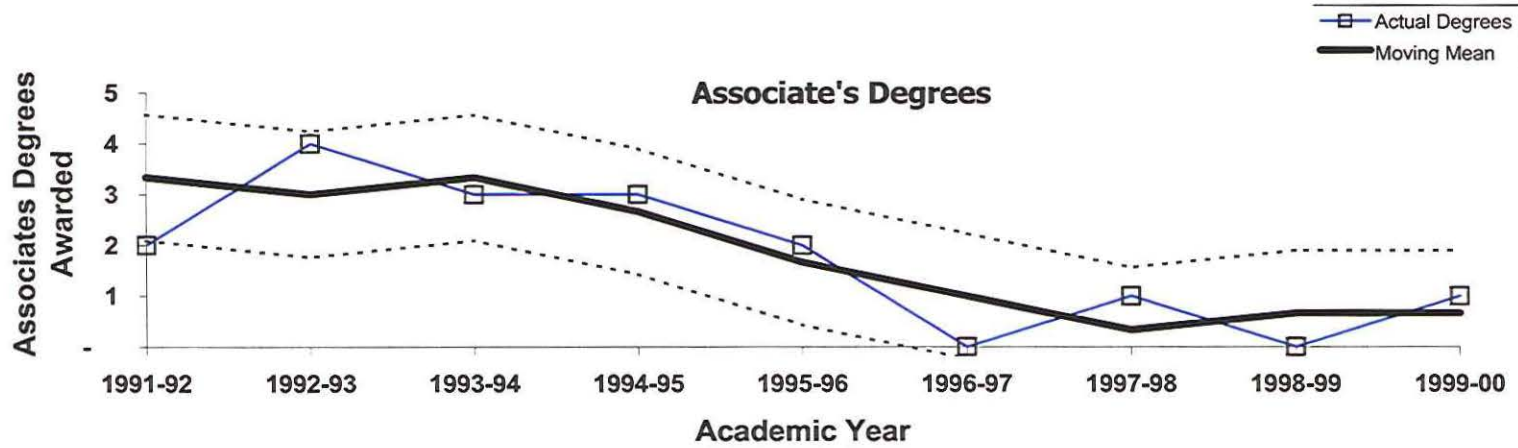
**Associate's Degrees**



**Certificates**

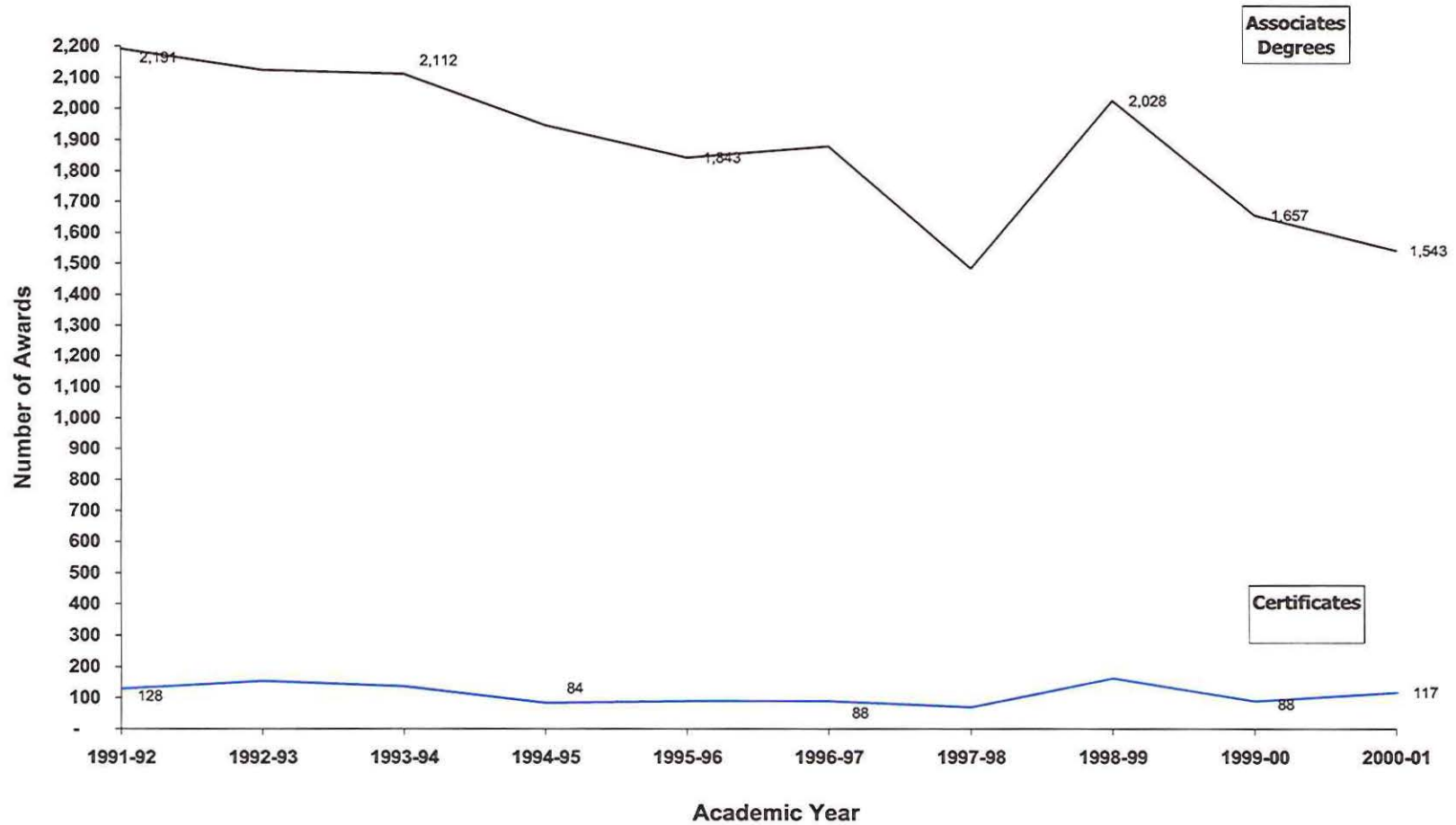


**Oakland Community College  
Three Year Moving Mean in Annual Awards  
Mgmt Dev-Retail Management  
1991-92 through 1999-00**





Oakland Community College  
Associates Degrees and Certificates Awarded  
College-wide  
1991-92 through 2000-01





OAKLAND  
COMMUNITY  
COLLEGE

**Degree Trends Report**  
**Mgmt Dev-Retail Fashion/Buying**  
**RFB**  
**2000-01**

**Prepared by:**  
**Oakland Community College**  
**Office of Institutional Research**  
**December 10, 2002**

**Oakland Community College  
Degrees Trends Report  
Mgmt Dev-Retail Fashion/Buying (RFB)  
1991-92 through 2000-01**

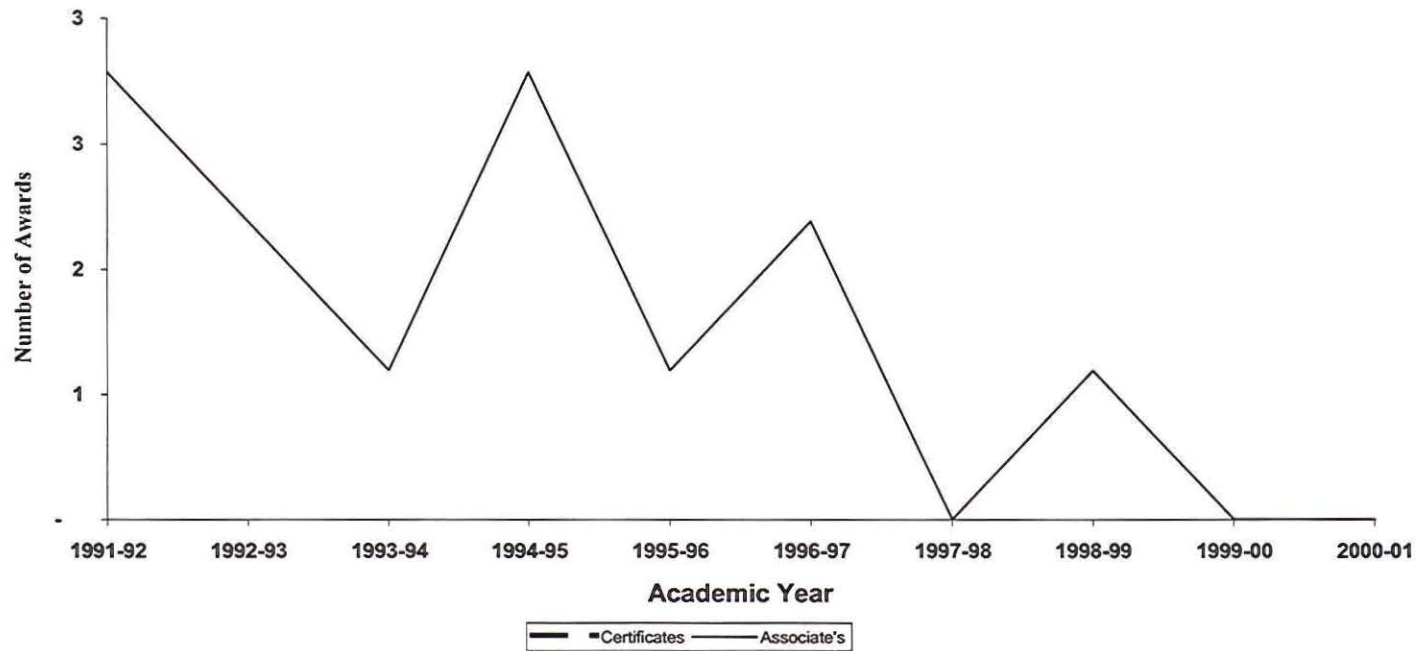
The Degree Trends Report is developed by the Office of Institutional Research based on data compiled from official college records which are submitted to the State of Michigan for IPEDS (Integrated Post-Secondary Education System) Annual Degrees Conferred Report. The Degrees Trends Report examines trends of OCC degrees, based on specific programs. The standard format offers information on certificates and associate's degrees awarded. In the event that a given program offers only a certificate or an associate's degree, information describing the other type of award will not be provided.

Trends over a specified period of time are illustrated by the following graphs for Mgmt Dev-Retail Fashion/Buying (RFB)

- Ten year trend showing the annual awards conferred in Mgmt Dev-Retail Fashion/Buying
- Rate of change in annual awards conferred in Mgmt Dev-Retail Fashion/Buying
- The three year Moving Mean for annual awards conferred in Mgmt Dev-Retail Fashion/Buying
- Ten year trend in awards conferred collegewide.

Questions regarding this report can be addressed to the Office of Institutional Research at (248) 341-2123

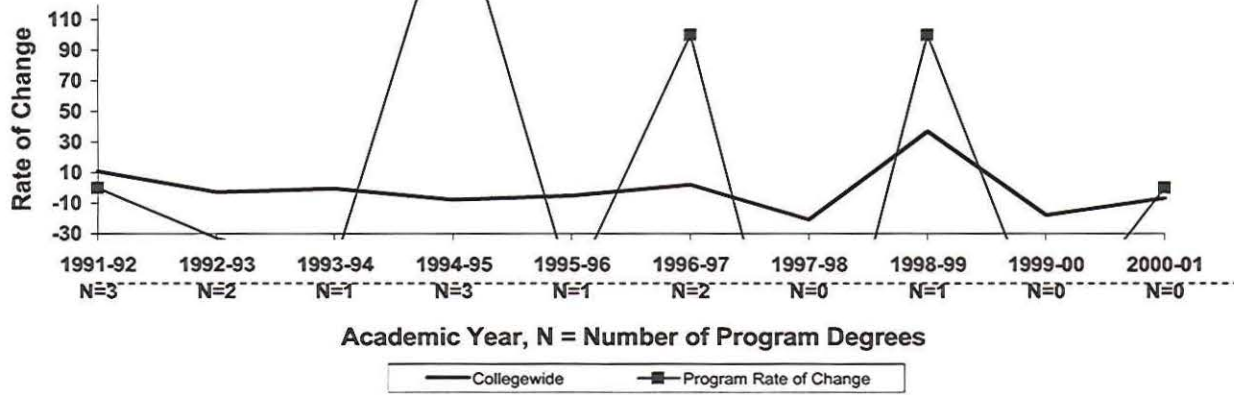
**Oakland Community College  
 Associates Degrees and Certificates Awarded  
 Mgmt Dev-Retail Fashion/Buying  
 1991-92 through 2000-01**



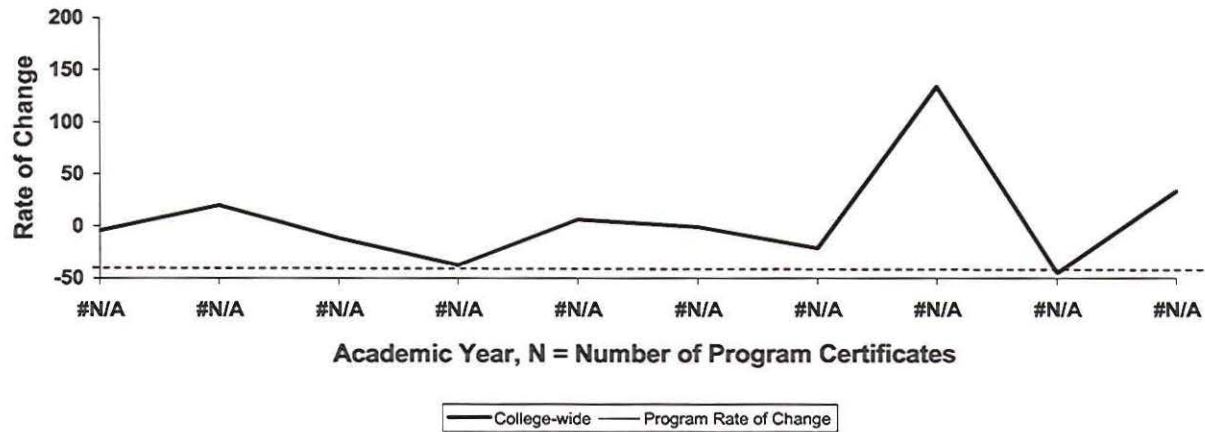
<u>Academic Yr.</u>	<u>Certificates</u>	<u>Associates</u>
1991-92	#N/A	3
1992-93	#N/A	2
1993-94	#N/A	1
1994-95	#N/A	3
1995-96	#N/A	1
1996-97	#N/A	2
1997-98	#N/A	0
1998-99	#N/A	1
1999-00	#N/A	0
2000-01	#N/A	0

**Oakland Community College  
Rate of Change in Annual Awards  
Mgmt Dev-Retail Fashion/Buying  
1991-92 through 2000-01**


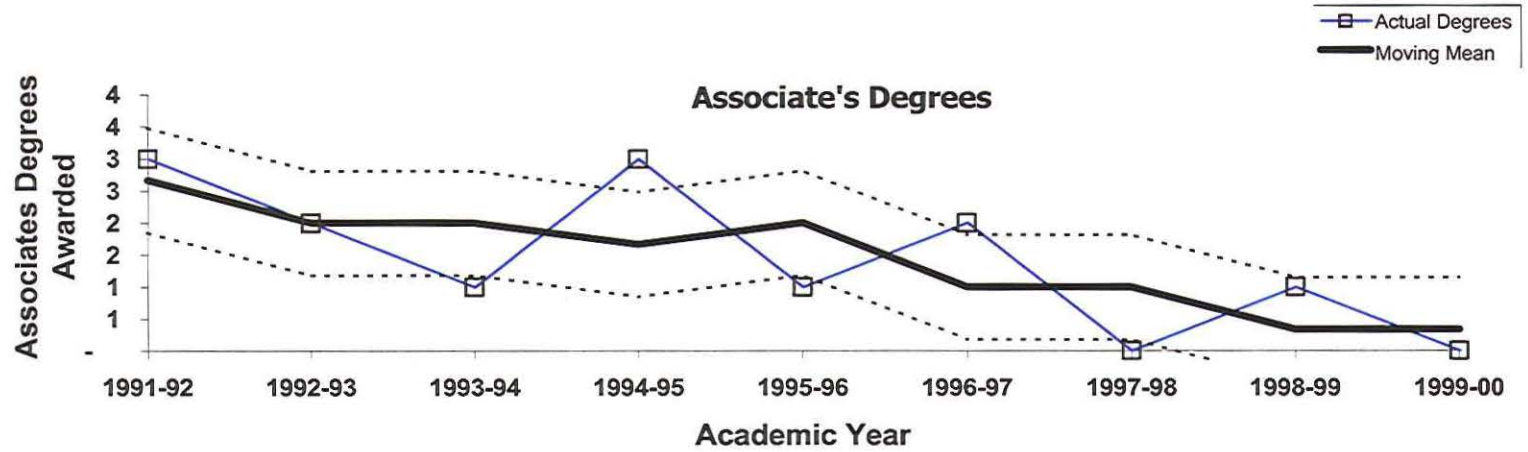
**Associate's Degrees**



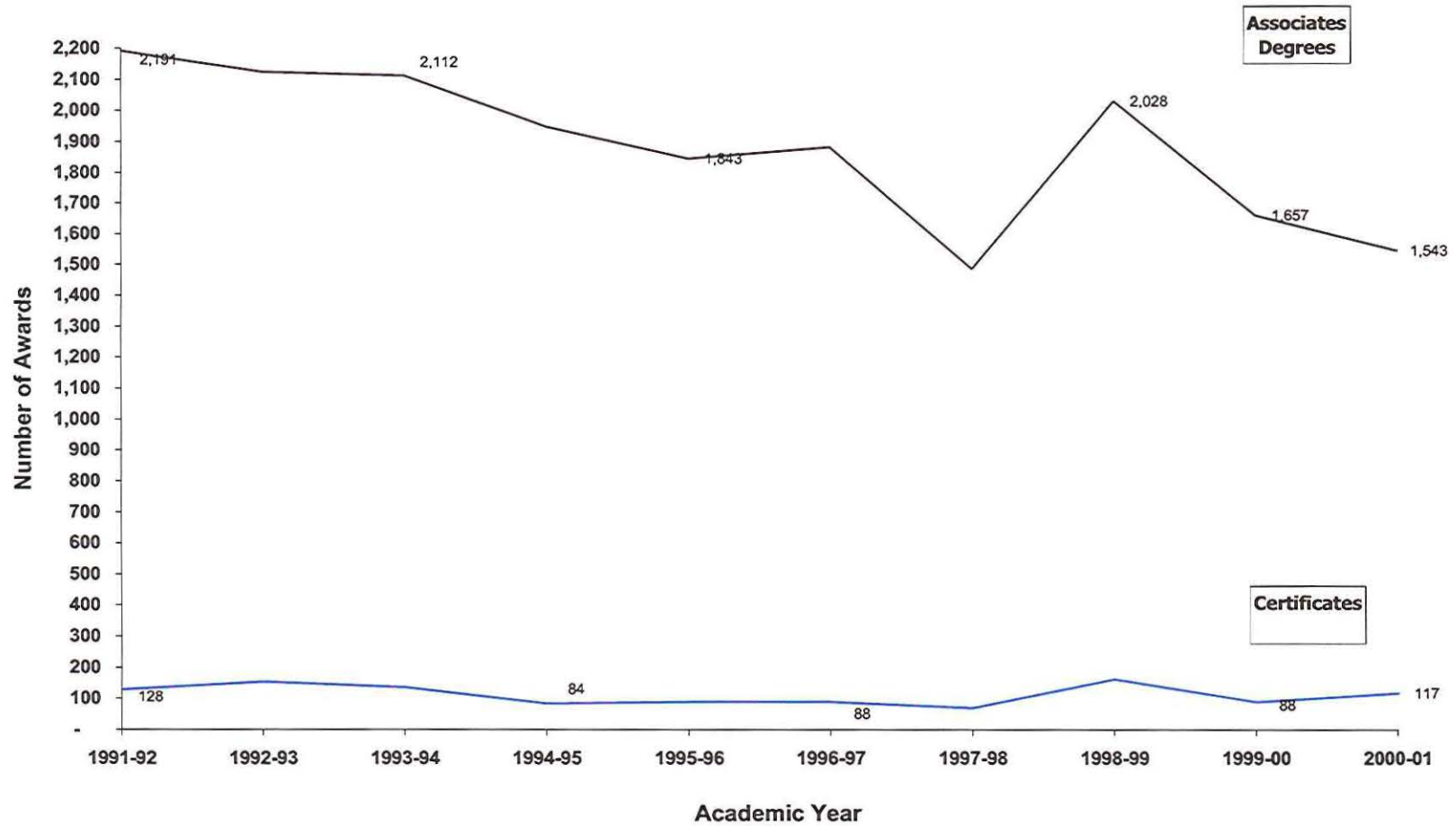
**Certificates**



**Oakland Community College  
Three Year Moving Mean in Annual Awards  
Mgmt Dev-Retail Fashion/Buying  
1991-92 through 1999-00**



Oakland Community College  
Associates Degrees and Certificates Awarded  
College-wide  
1991-92 through 2000-01





OAKLAND  
COMMUNITY  
COLLEGE

**Degree Trends Report**  
**Mgmt Dev-Small Business**  
**SBM**  
**2000-01**

**Prepared by:**  
**Oakland Community College**  
**Office of Institutional Research**  
**December 11, 2002**



**Oakland Community College  
Degrees Trends Report  
Mgmt Dev-Small Business (SBM)  
1991-92 through 2000-01**

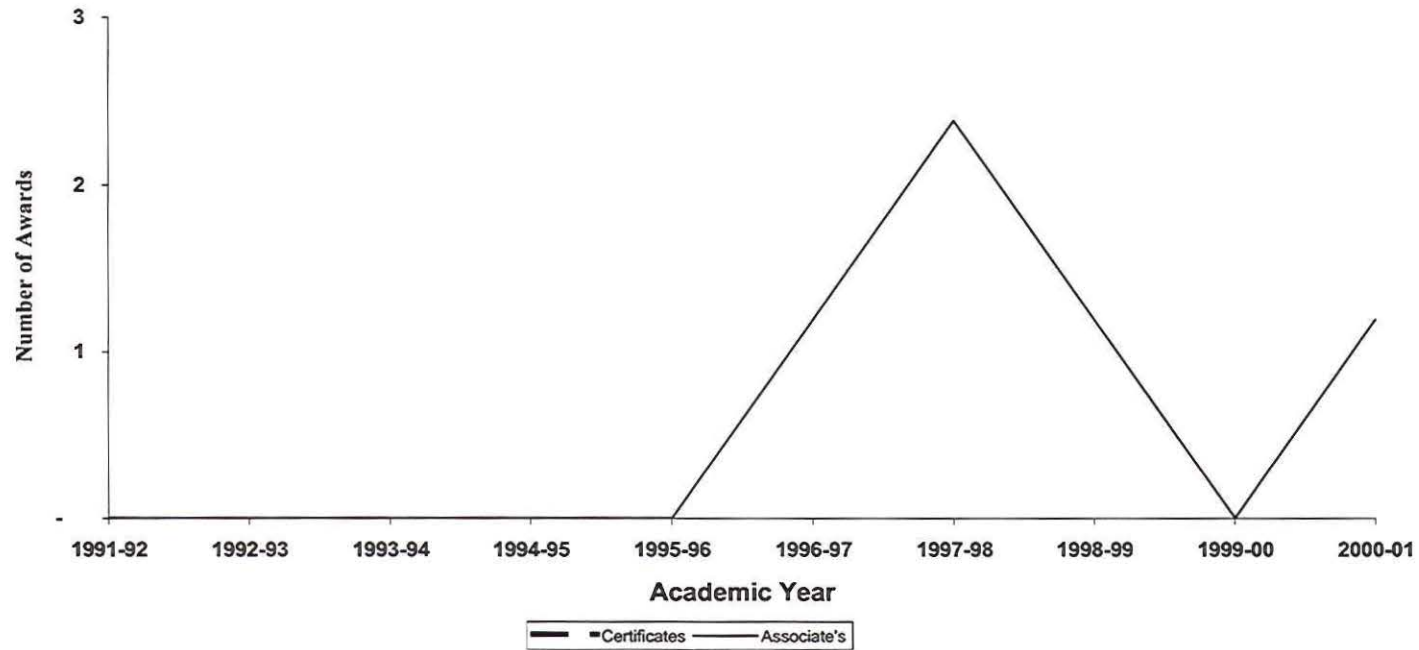
The Degree Trends Report is developed by the Office of Institutional Research based on data compiled from official college records which are submitted to the State of Michigan for IPEDS (Integrated Post-Secondary Education System) Annual Degrees Conferred Report. The Degrees Trends Report examines trends of OCC degrees, based on specific programs. The standard format offers information on certificates and associate's degrees awarded. In the event that a given program offers only a certificate or an associate's degree, information describing the other type of award will not be provided.

Trends over a specified period of time are illustrated by the following graphs for Mgmt Dev-Small Business (SBM)

- Ten year trend showing the annual awards conferred in Mgmt Dev-Small Business
- Rate of change in annual awards conferred in Mgmt Dev-Small Business
- The three year Moving Mean for annual awards conferred in Mgmt Dev-Small Business
- Ten year trend in awards conferred collegewide.

Questions regarding this report can be addressed to the Office of Institutional Research at (248) 341-2123

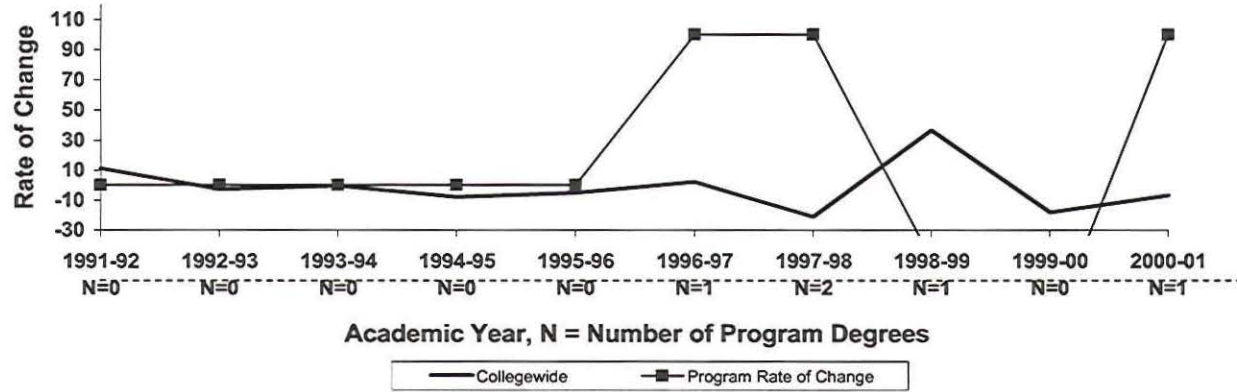
**Oakland Community College  
 Associates Degrees and Certificates Awarded  
 Mgmt Dev-Small Business  
 1991-92 through 2000-01**



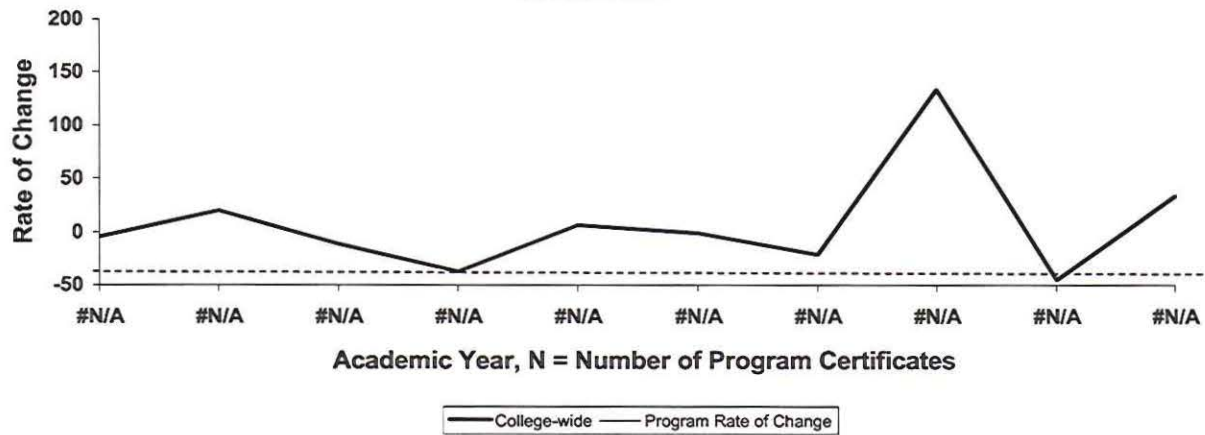
<u>Academic Yr.</u>	<u>Certificates</u>	<u>Associates</u>
1991-92	#N/A	0
1992-93	#N/A	0
1993-94	#N/A	0
1994-95	#N/A	0
1995-96	#N/A	0
1996-97	#N/A	1
1997-98	#N/A	2
1998-99	#N/A	1
1999-00	#N/A	0
2000-01	#N/A	1

**Oakland Community College  
Rate of Change in Annual Awards  
Mgmt Dev-Small Business  
1991-92 through 2000-01**


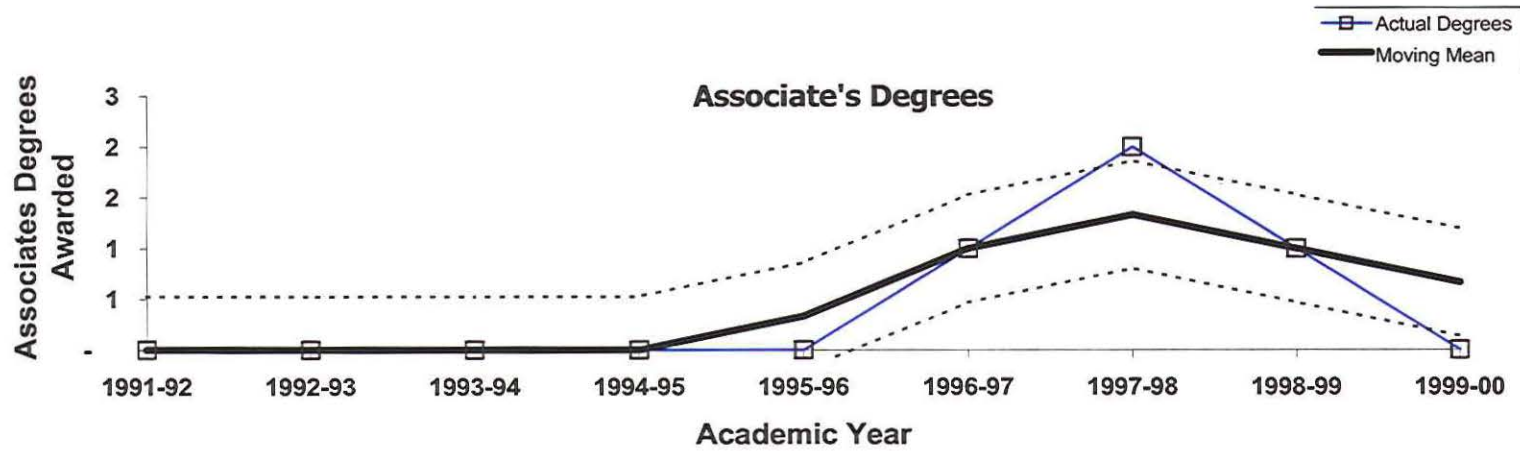
**Associate's Degrees**



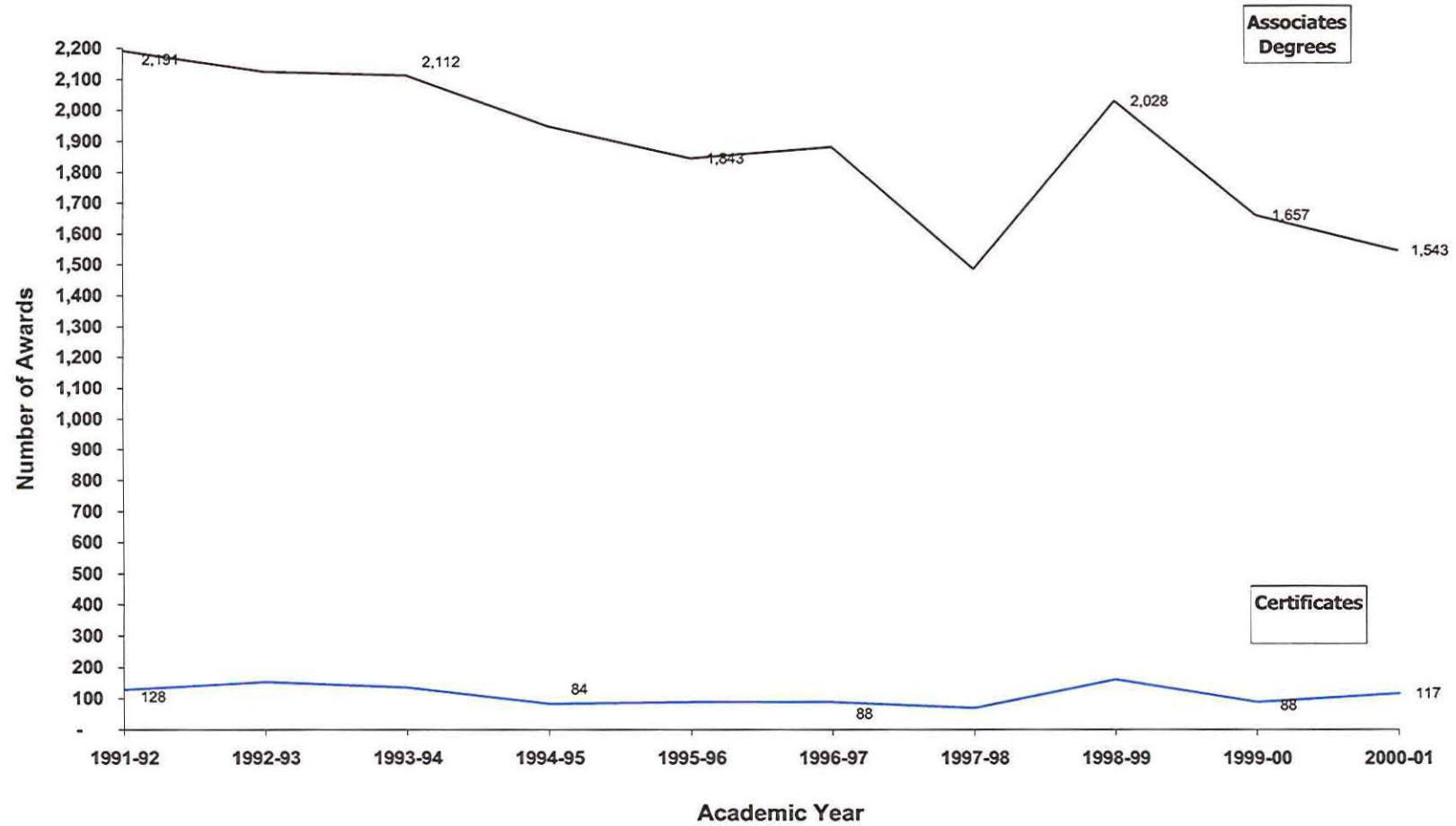
**Certificates**



**Oakland Community College  
 Three Year Moving Mean in Annual Awards  
 Mgmt Dev-Small Business  
 1991-92 through 1999-00**



Oakland Community College  
Associates Degrees and Certificates Awarded  
College-wide  
1991-92 through 2000-01





OAKLAND  
COMMUNITY  
COLLEGE

**Credit Hour Trends Report**  
**Accounting**  
**ACC**  
**2000-01**

**Prepared by:**  
**Oakland Community College**  
**Office of Institutional Research**  
**December 11, 2002**

**Oakland Community College  
Credit Hour Trends Report  
Accounting  
1991-92 through 2000-01**

Each year the Office of Institutional Research prepares the Credit Hour Trends report, based on data submitted to the State of Michigan in the annual ACS-6 (Activities Classification Structure) process. This report is based on each course section's official count date (1/10th Day). The Credit Hour Trends report examines annual (July 1 - June 30) enrollment trends of OCC disciplines, based on course prefix codes.

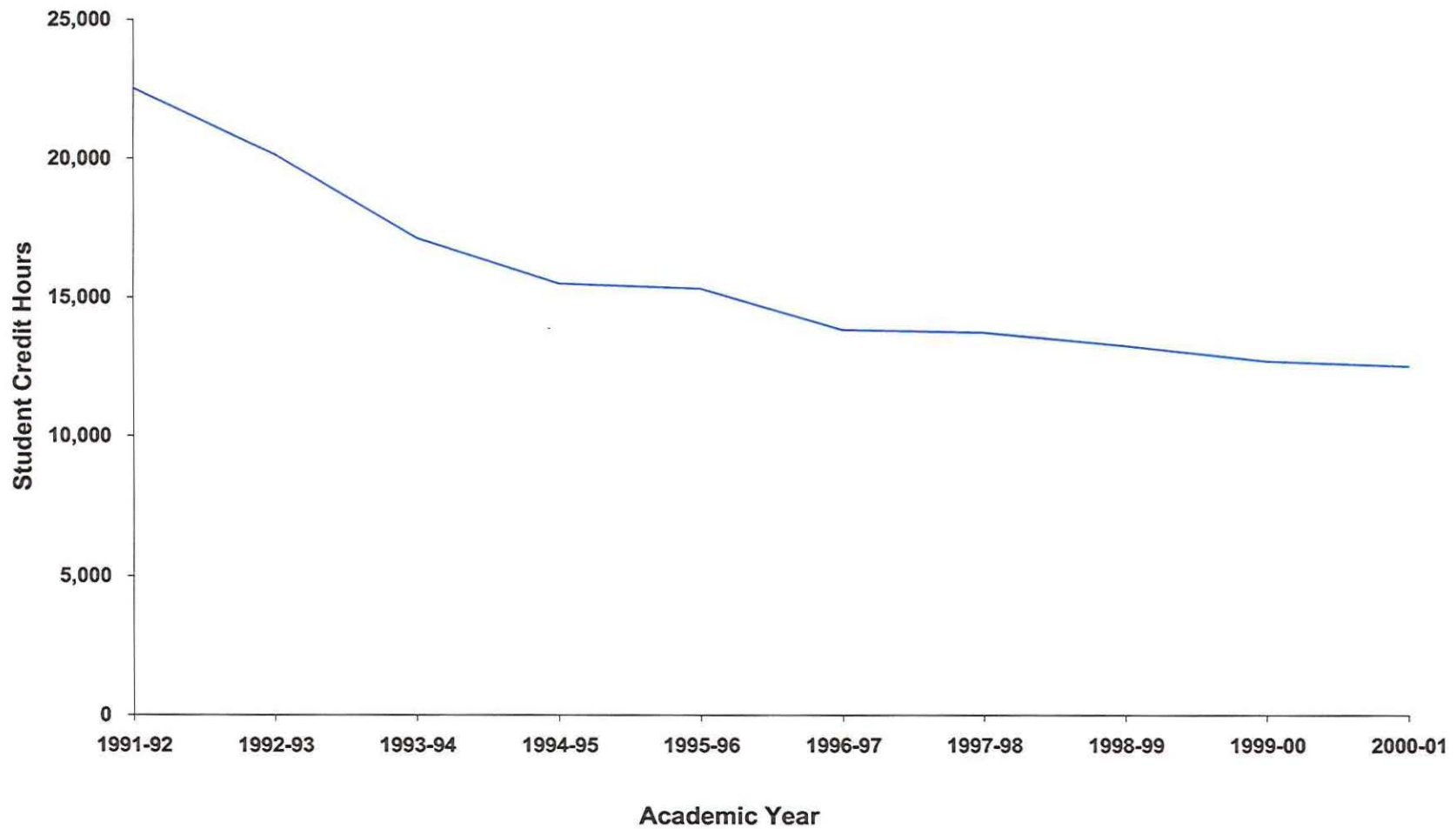
Trends over a specified period of time are illustrated by the following graphs for Accounting.

- Graph depicting ten year trend in student credit hours generated by Accounting
- Graphs depicting 3-year moving mean and rate of change in student credit hours for Accounting.
- Ten year trend in annual credit hours generated Collegewide.

Questions regarding this report can be addressed to the Office of Institutional Research at (248) 341-2123.

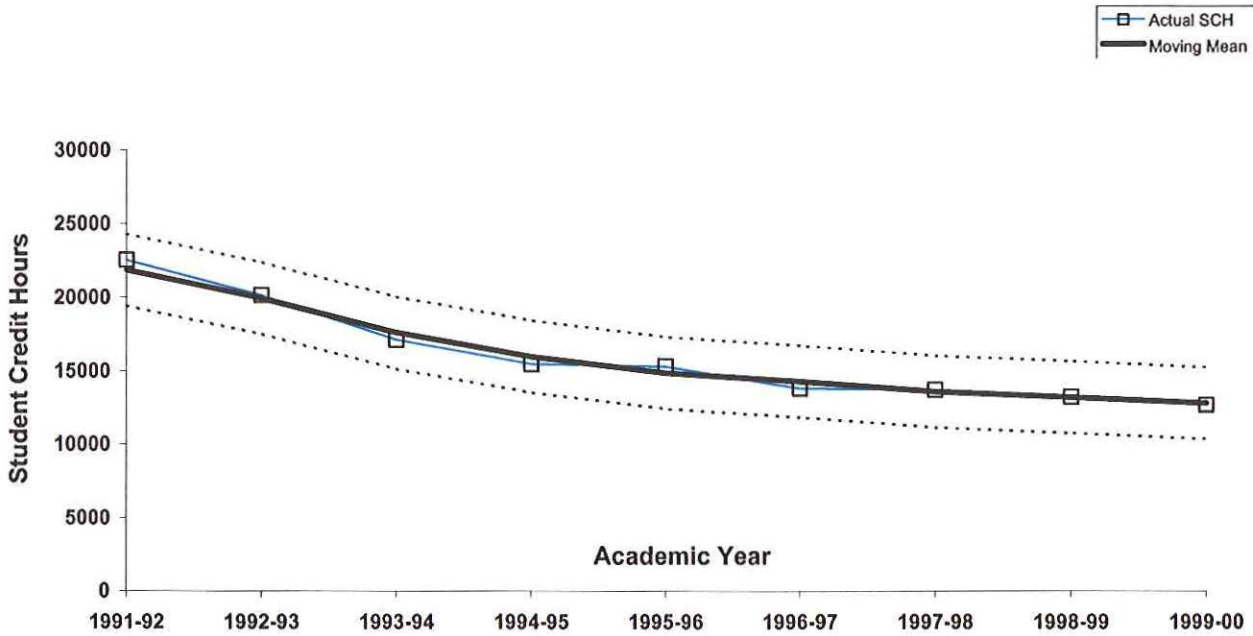
**Oakland Community College  
Ten Year Trend in Student Credit Hours  
Accounting  
1991-92 through 2000-01**

	1991-92 SCH	1992-93 SCH	1993-94 SCH	1994-95 SCH	1995-96 SCH	1996-97 SCH	1997-98 SCH	1998-99 SCH	1999-00 SCH	2000-01 SCH	5-Year % Change	10-Year % Change
Accounting	22,526	20,135	17,128	15,478	15,297	13,804	13,701	13,213	12,662	12,463	-9.7	-44.7
College Wide Totals	532,100	528,686	501,553	471,593	451,159	443,471	431,521	440,448	438,997	453,054	2.2	-14.9

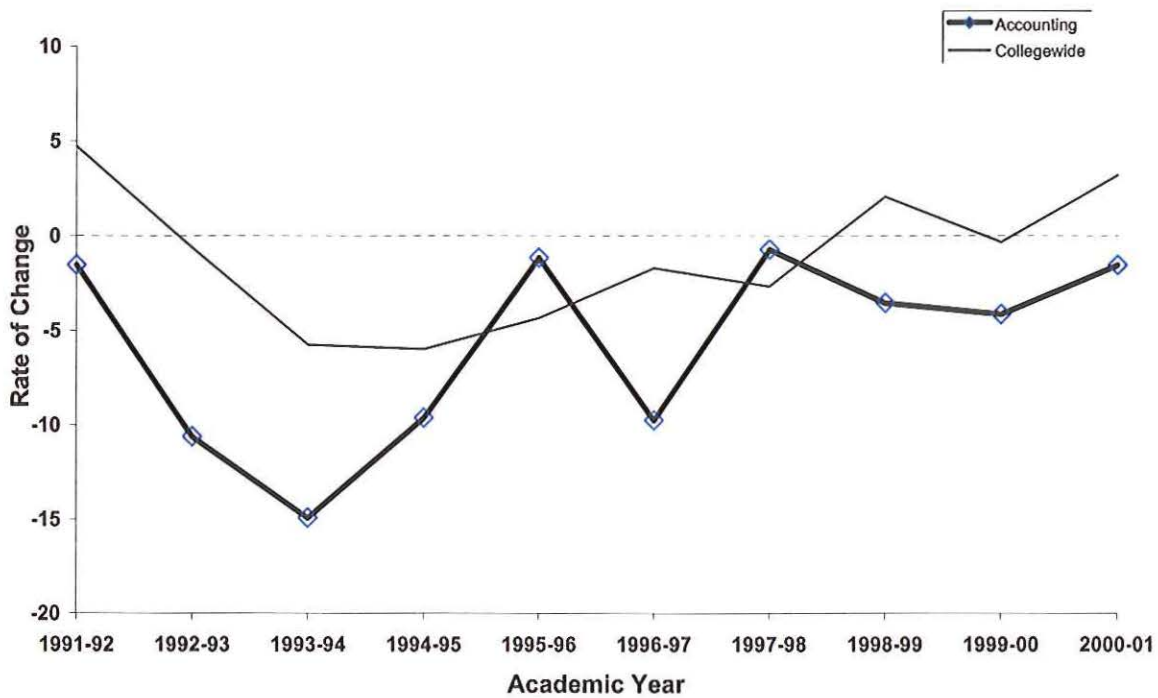




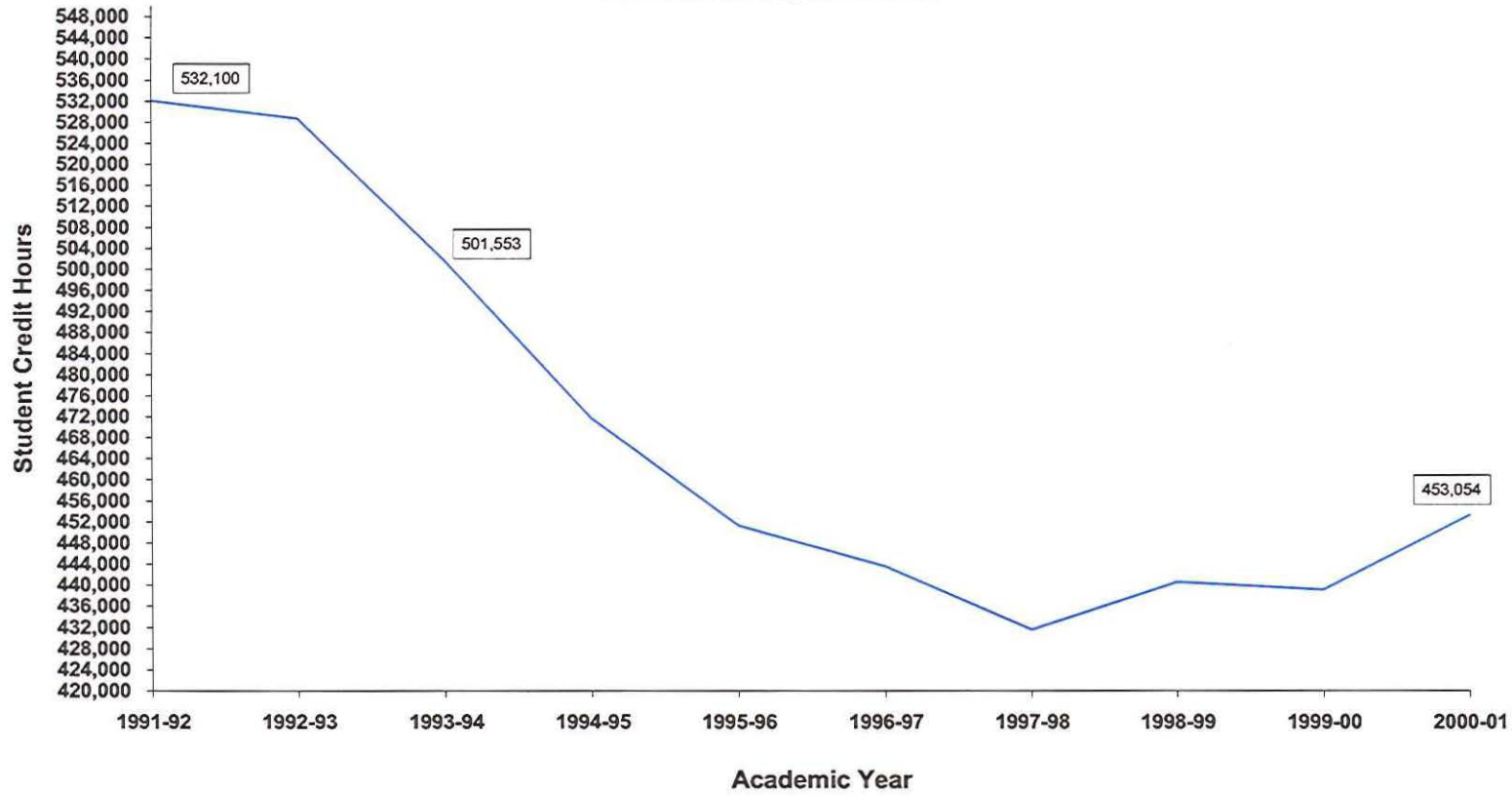
**Oakland Community College  
3 - Year Moving Mean  
Accounting  
1991-92 through 1999-00**



**Rate of Change in Student Credit Hours 1991-92 through 2000-01**



**Oakland Community College  
Ten Year Trend in Student Credit Hours  
College-wide  
1991-92 through 2000-01**



1991-92	1992-93	1993-94	1994-95	1995-96	1996-97	1997-98	1998-99	1999-00	2000-01
532,100	528,686	501,553	471,593	451,159	443,471	431,521	440,448	438,997	453,054



OAKLAND  
COMMUNITY  
COLLEGE

**Credit Hour Trends Report  
Business Administration  
BUS  
2000-01**

**Prepared by:  
Oakland Community College  
Office of Institutional Research  
December 11, 2002**

**Oakland Community College  
Credit Hour Trends Report  
Business Administration  
1991-92 through 2000-01**

Each year the Office of Institutional Research prepares the Credit Hour Trends report, based on data submitted to the State of Michigan in the annual ACS-6 (Activities Classification Structure) process. This report is based on each course section's official count date (1/10th Day). The Credit Hour Trends report examines annual (July 1 - June 30) enrollment trends of OCC disciplines, based on course prefix codes.

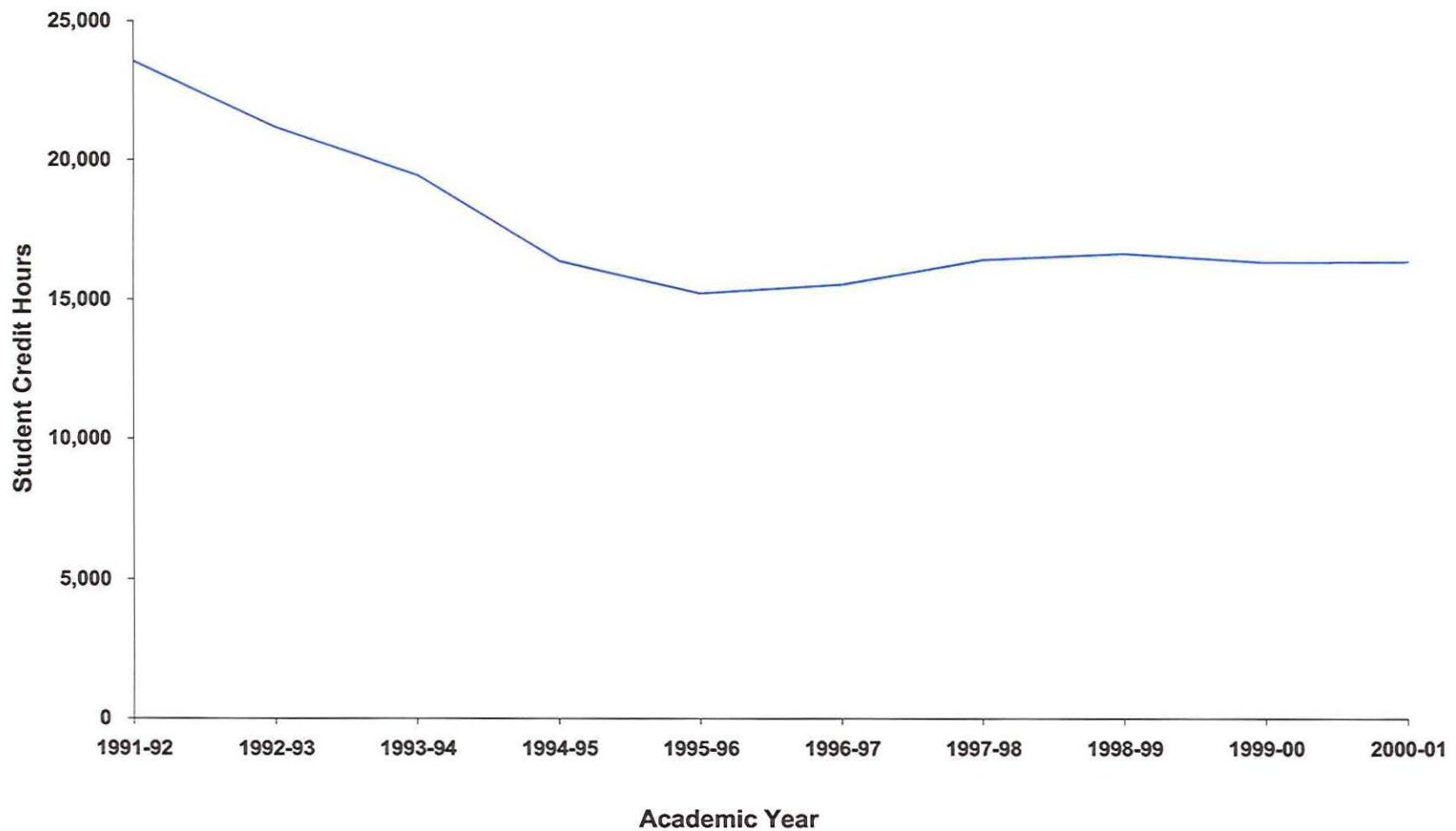
Trends over a specified period of time are illustrated by the following graphs for Business Administration.

- Graph depicting ten year trend in student credit hours generated by Business Administration
- Graphs depicting 3-year moving mean and rate of change in student credit hours for Business Administration.
- Ten year trend in annual credit hours generated Collegewide.

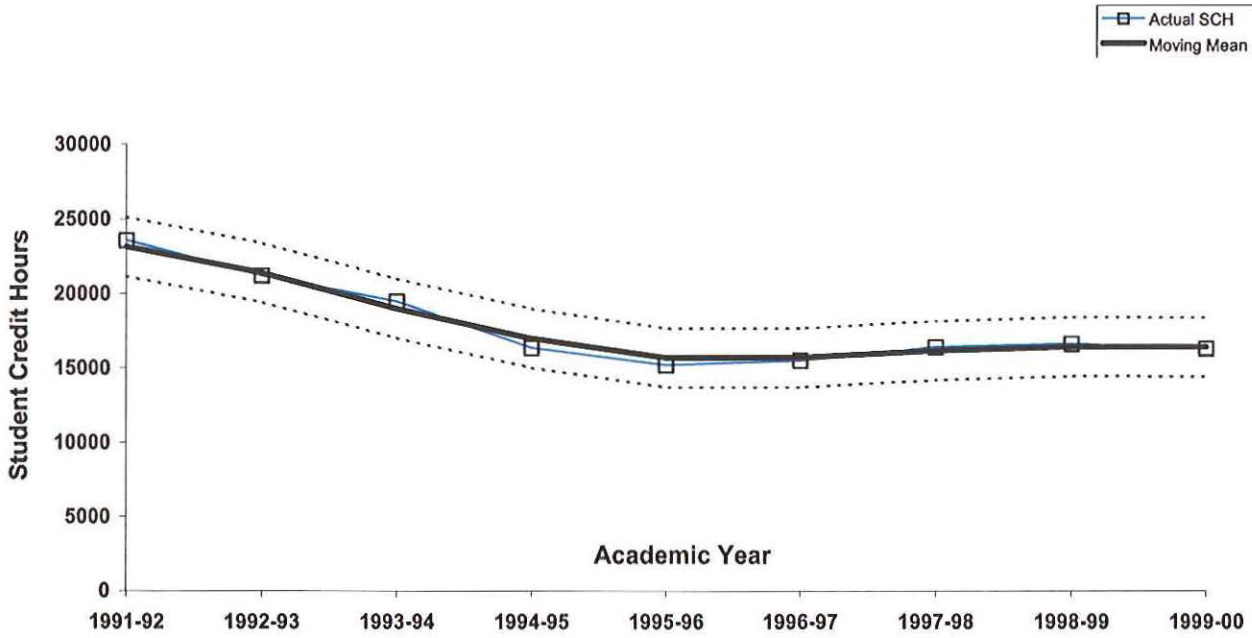
Questions regarding this report can be addressed to the Office of Institutional Research at (248) 341-2123.

**Oakland Community College  
Ten Year Trend in Student Credit Hours  
Business Administration  
1991-92 through 2000-01**

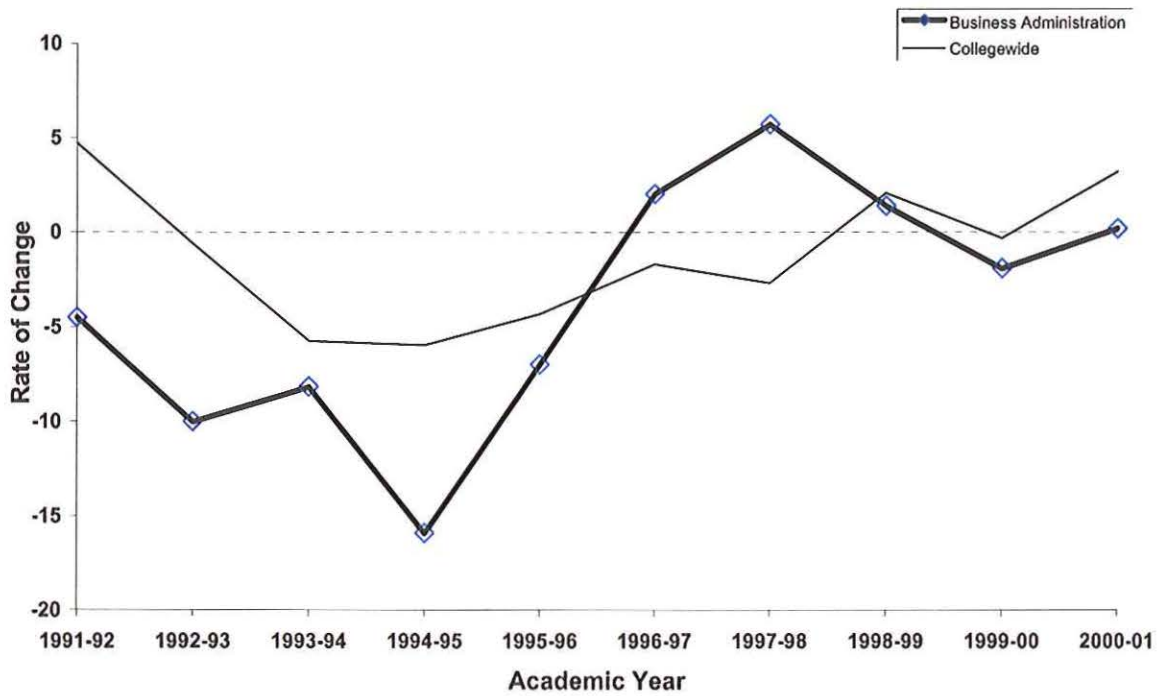
	1991-92 SCH	1992-93 SCH	1993-94 SCH	1994-95 SCH	1995-96 SCH	1996-97 SCH	1997-98 SCH	1998-99 SCH	1999-00 SCH	2000-01 SCH	5-Year % Change	10-Year % Change
Business Administration	23,545	21,186	19,452	16,353	15,204	15,509	16,394	16,619	16,297	16,325	5.3	-30.7
College Wide Totals	532,100	528,686	501,553	471,593	451,159	443,471	431,521	440,448	438,997	453,054	2.2	-14.9



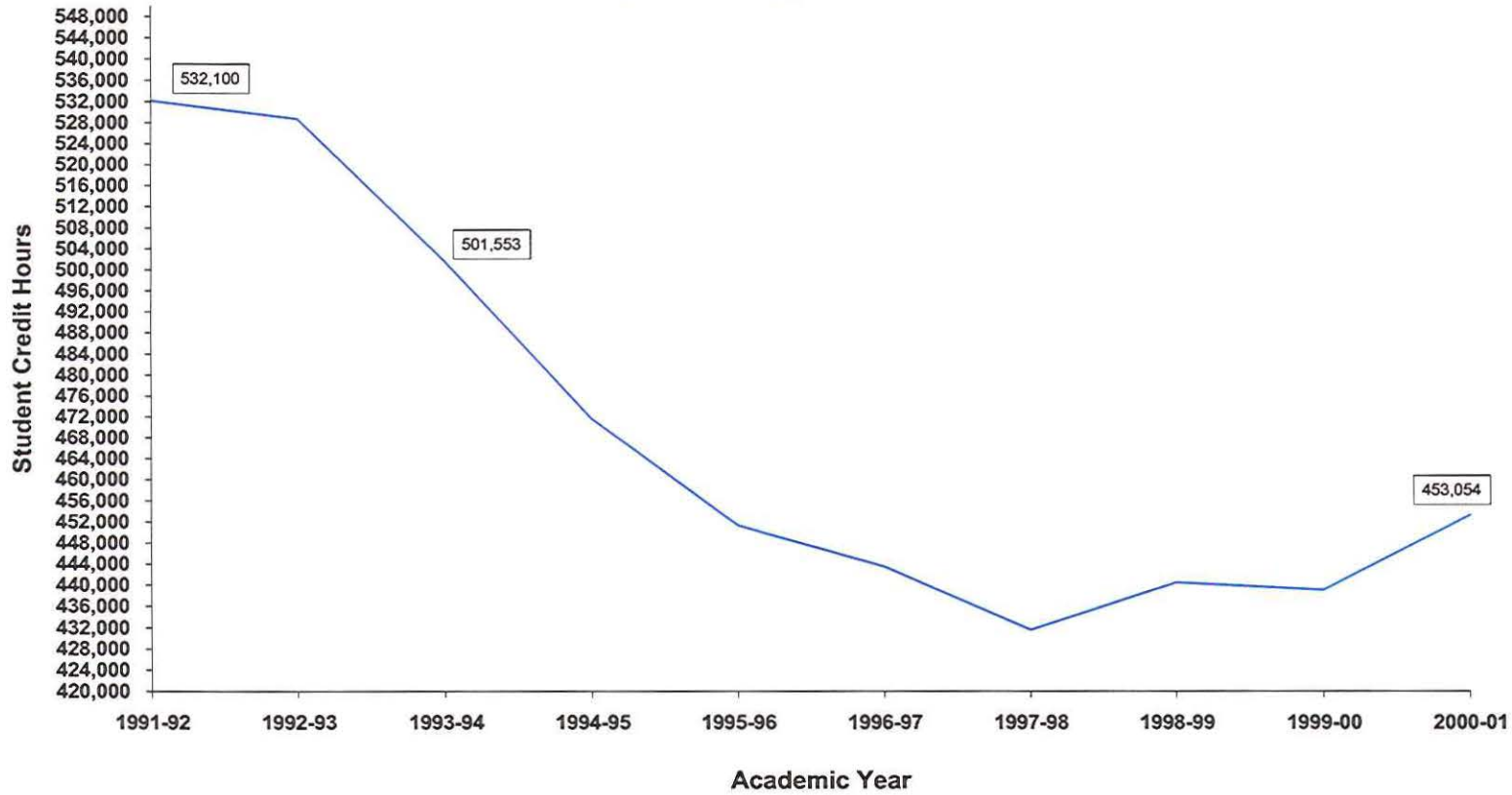
**Oakland Community College  
3 - Year Moving Mean  
Business Administration  
1991-92 through 1999-00**



**Rate of Change in Student Credit Hours 1991-92 through 2000-01**



**Oakland Community College  
Ten Year Trend in Student Credit Hours  
College-wide  
1991-92 through 2000-01**



1991-92	1992-93	1993-94	1994-95	1995-96	1996-97	1997-98	1998-99	1999-00	2000-01
532,100	528,686	501,553	471,593	451,159	443,471	431,521	440,448	438,997	453,054



OAKLAND  
COMMUNITY  
COLLEGE

**Credit Hour Trends Report  
Computer Info Systems  
CIS  
2000-01**

**Prepared by:  
Oakland Community College  
Office of Institutional Research  
December 13, 2002**



**Oakland Community College  
Credit Hour Trends Report  
Computer Info Systems  
1991-92 through 2000-01**

Each year the Office of Institutional Research prepares the Credit Hour Trends report, based on data submitted to the State of Michigan in the annual ACS-6 (Activities Classification Structure) process. This report is based on each course section's official count date (1/10th Day). The Credit Hour Trends report examines annual (July 1 - June 30) enrollment trends of OCC disciplines, based on course prefix codes.

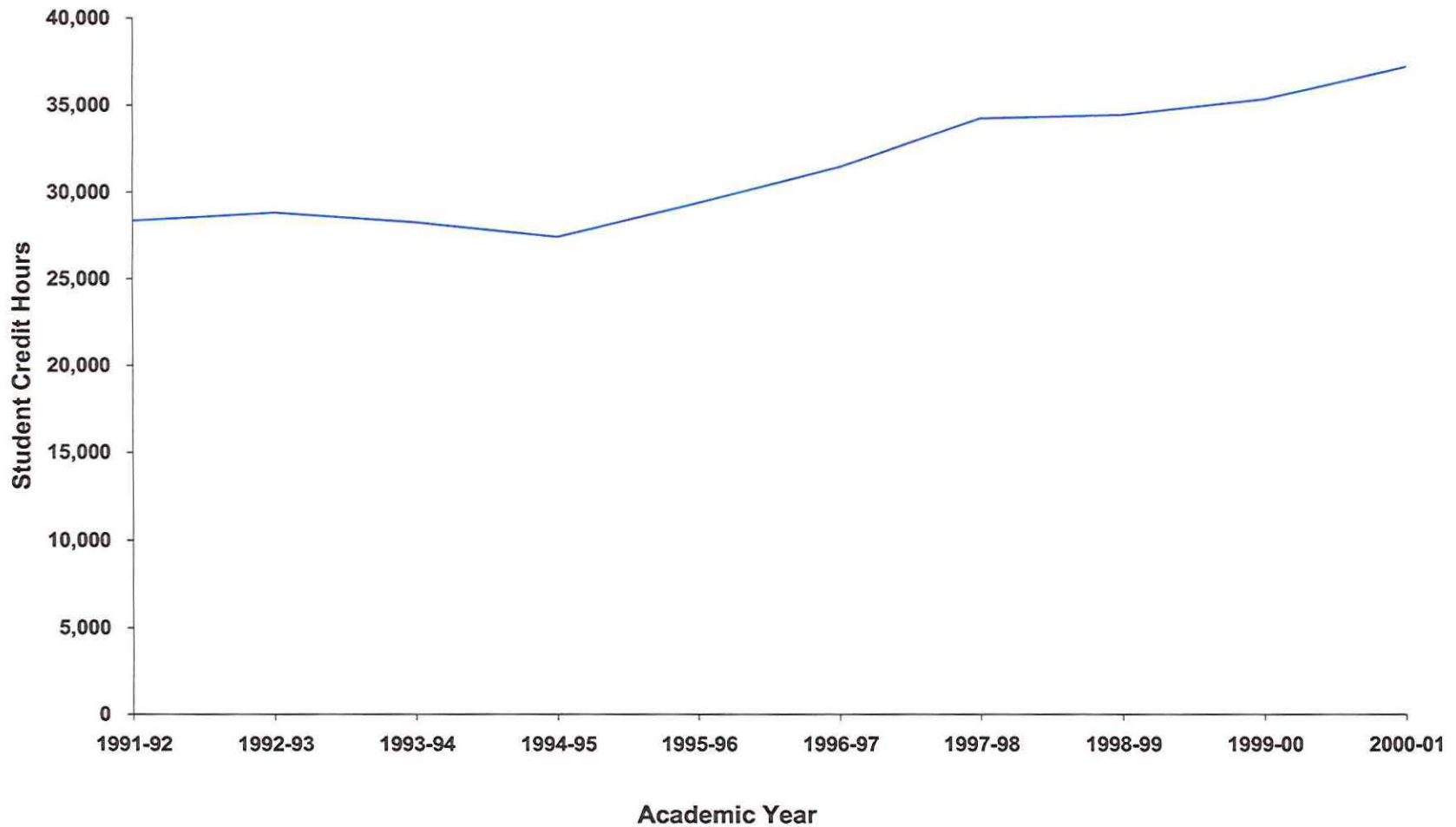
Trends over a specified period of time are illustrated by the following graphs for Computer Info Systems.

- Graph depicting ten year trend in student credit hours generated by Computer Info Systems
- Graphs depicting 3-year moving mean and rate of change in student credit hours for Computer Info Systems.
- Ten year trend in annual credit hours generated Collegewide.

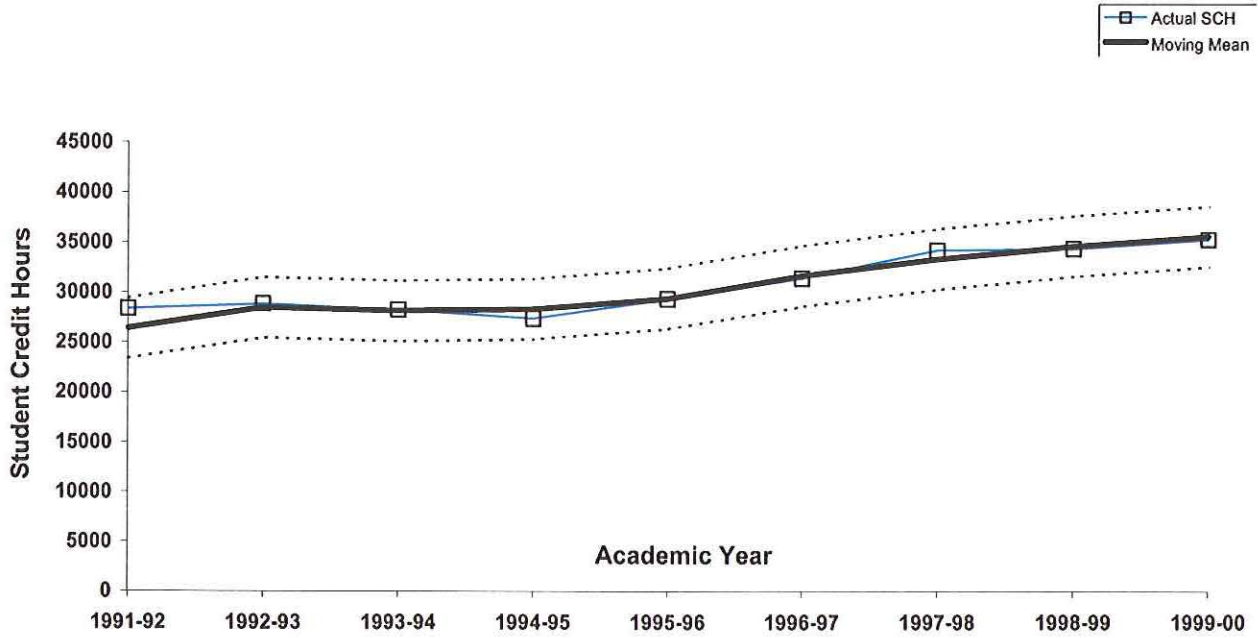
Questions regarding this report can be addressed to the Office of Institutional Research at (248) 341-2123.

**Oakland Community College  
Ten Year Trend in Student Credit Hours  
Computer Info Systems  
1991-92 through 2000-01**

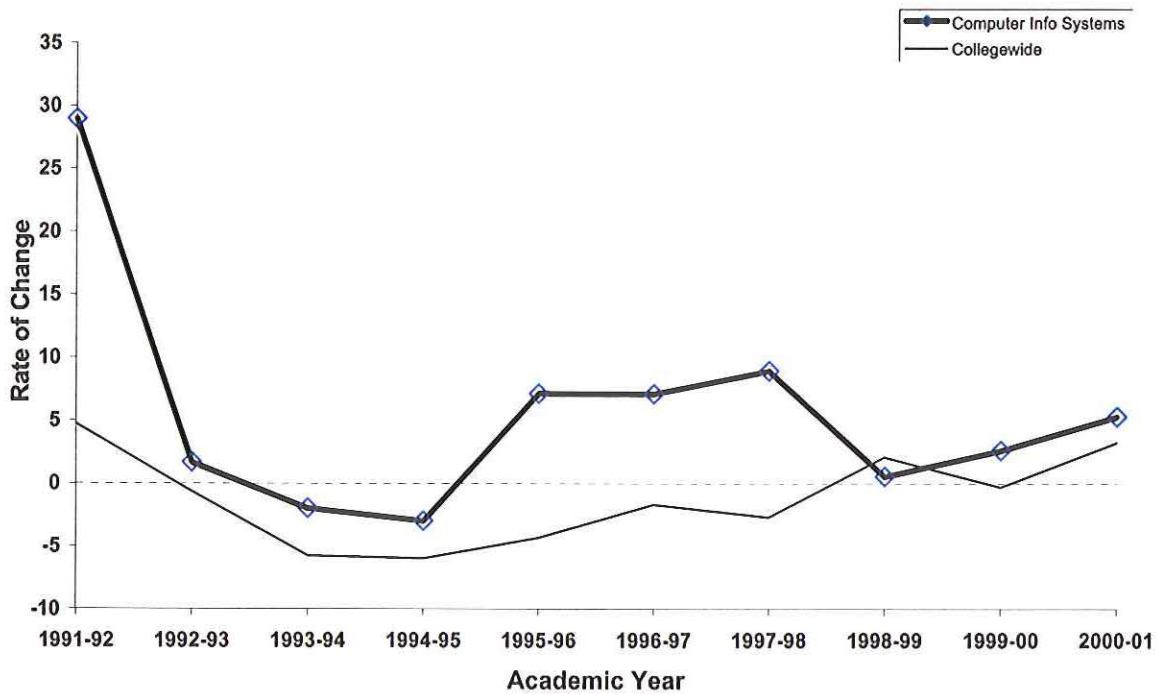
	1991-92 SCH	1992-93 SCH	1993-94 SCH	1994-95 SCH	1995-96 SCH	1996-97 SCH	1997-98 SCH	1998-99 SCH	1999-00 SCH	2000-01 SCH	5-Year % Change	10-Year % Change
Computer Info Systems	28,336	28,804	28,230	27,380	29,326	31,398	34,198	34,373	35,254	37,107	18.2	31.0
College Wide Totals	532,100	528,686	501,553	471,593	451,159	443,471	431,521	440,448	438,997	453,054	2.2	-14.9



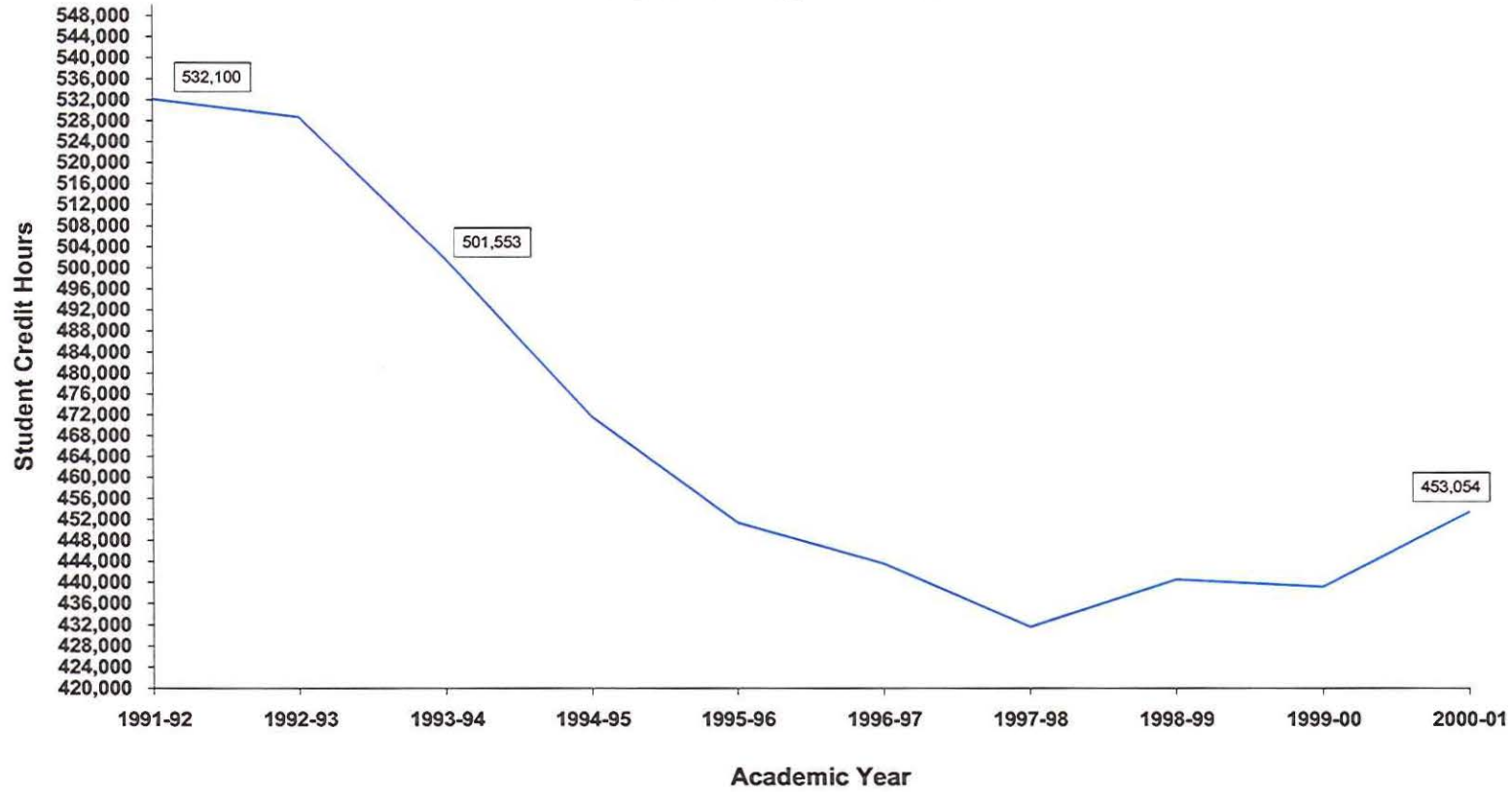
**Oakland Community College  
3 - Year Moving Mean  
Computer Info Systems  
1991-92 through 1999-00**



**Rate of Change in Student Credit Hours 1991-92 through 2000-01**



**Oakland Community College  
Ten Year Trend in Student Credit Hours  
College-wide  
1991-92 through 2000-01**



1991-92	1992-93	1993-94	1994-95	1995-96	1996-97	1997-98	1998-99	1999-00	2000-01
532,100	528,686	501,553	471,593	451,159	443,471	431,521	440,448	438,997	453,054



OAKLAND  
COMMUNITY  
COLLEGE

**Credit Hour Trends Report**  
**Economics**  
**ECO**  
**2000-01**

**Prepared by:**  
**Oakland Community College**  
**Office of Institutional Research**  
**October 7, 2002**

**Oakland Community College  
Credit Hour Trends Report  
Economics  
1991-92 through 2000-01**

Each year the Office of Institutional Research prepares the Credit Hour Trends report, based on data submitted to the State of Michigan in the annual ACS-6 (Activities Classification Structure) process. This report is based on each course section's official count date (1/10th Day). The Credit Hour Trends report examines annual (July 1 - June 30) enrollment trends of OCC disciplines, based on course prefix codes.

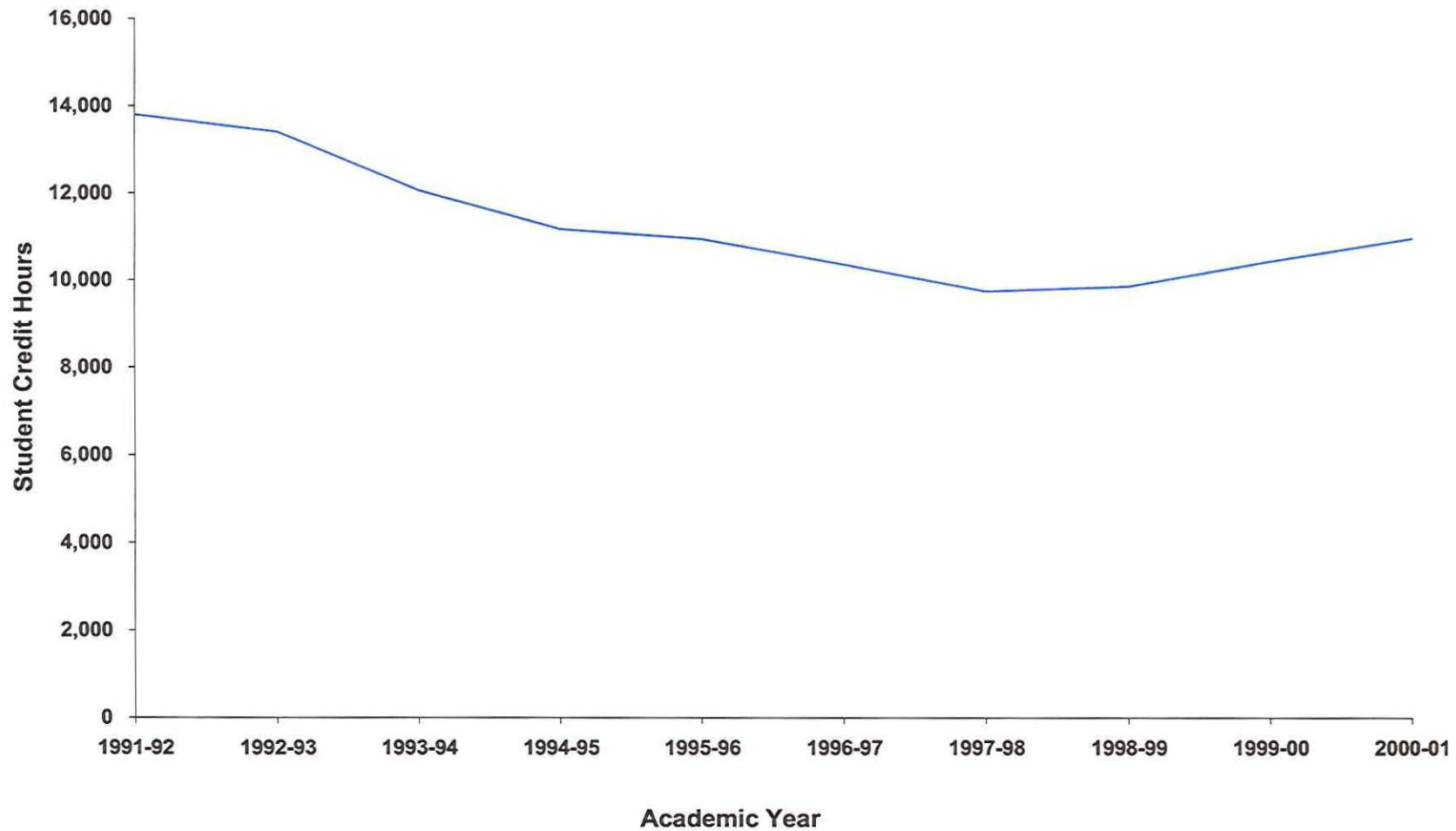
Trends over a specified period of time are illustrated by the following graphs for Economics.

- Graph depicting ten year trend in student credit hours generated by Economics
- Graphs depicting 3-year moving mean and rate of change in student credit hours for Economics.
- Ten year trend in annual credit hours generated college-wide.

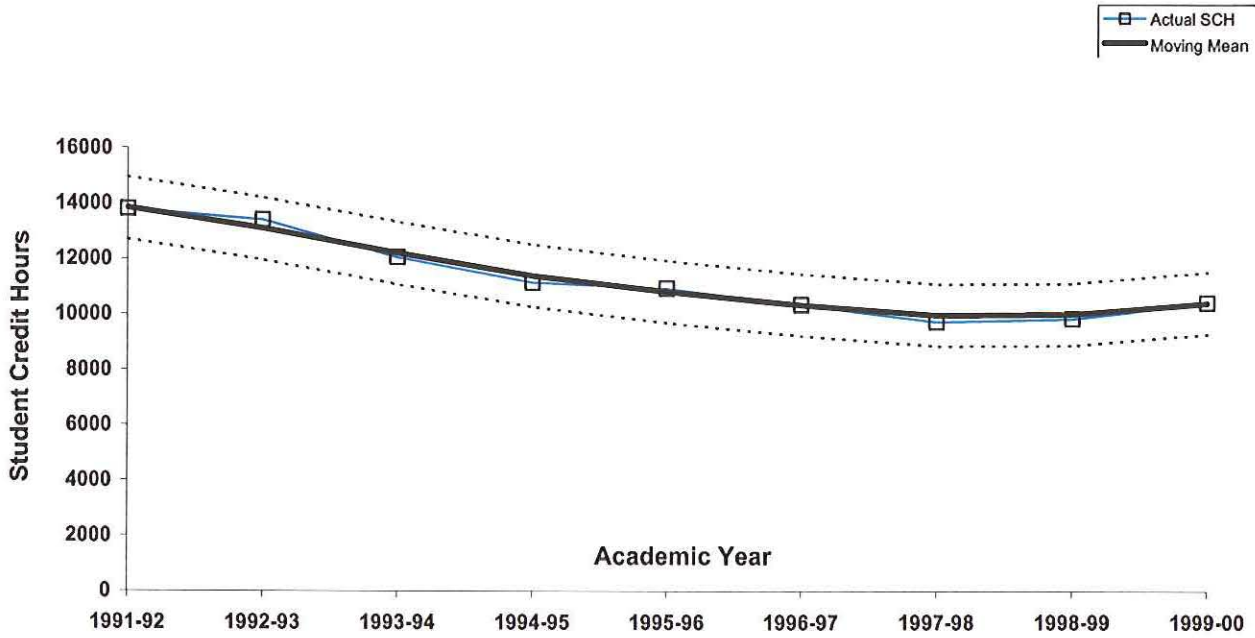
Questions regarding this report can be addressed to the Office of Institutional Research at (248) 341-2123.

**Oakland Community College  
Ten Year Trend in Student Credit Hours  
Economics  
1991-92 through 2000-01**

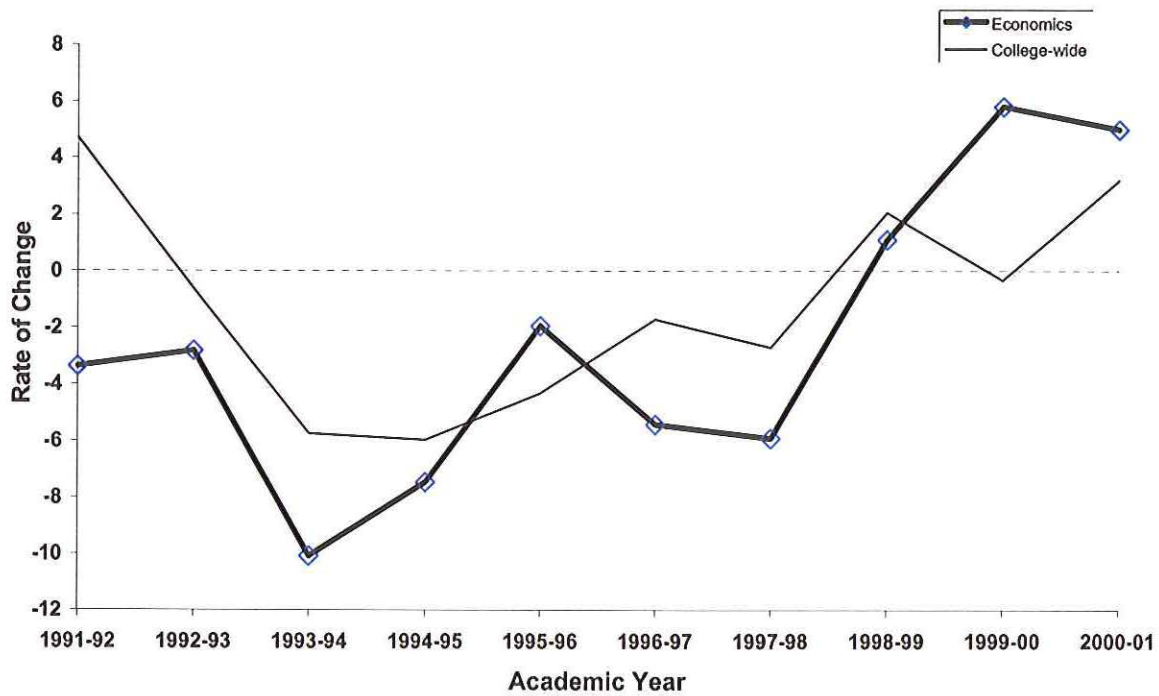
	1991-92 SCH	1992-93 SCH	1993-94 SCH	1994-95 SCH	1995-96 SCH	1996-97 SCH	1997-98 SCH	1998-99 SCH	1999-00 SCH	2000-01 SCH	5-Year % Change	10-Year % Change
Economics	13,791	13,404	12,054	11,154	10,938	10,344	9,732	9,840	10,413	10,935	5.7	-20.7
College Wide Totals	532,100	528,686	501,553	471,593	451,159	443,471	431,521	440,448	438,997	453,054	2.2	-14.9



**Oakland Community College  
3 - Year Moving Mean  
Economics  
1991-92 through 1999-00**

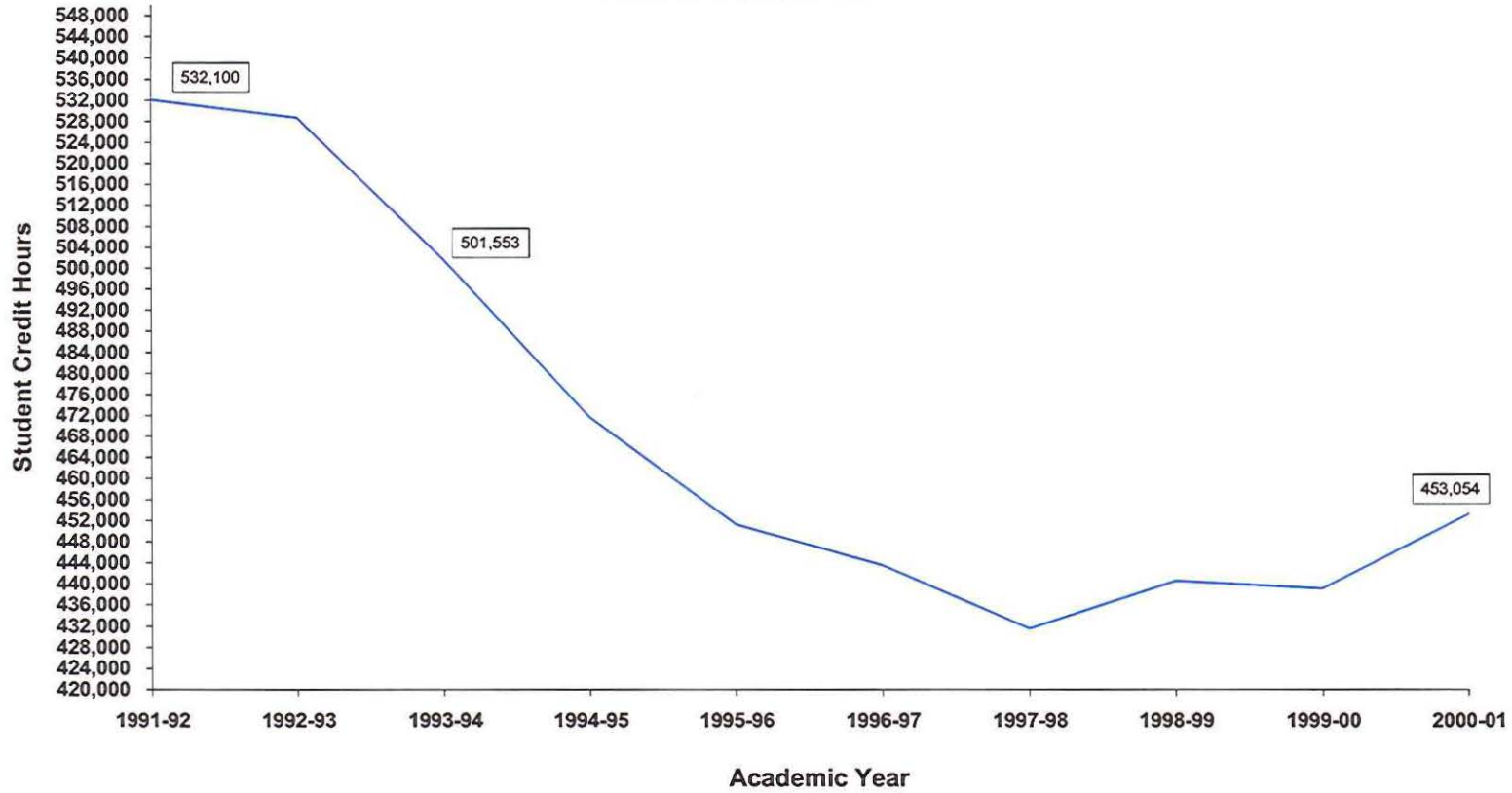


**Rate of Change in Student Credit Hours 1991-92 through 2000-01**





**Oakland Community College  
Ten Year Trend in Student Credit Hours  
College-wide  
1991-92 through 2000-01**



1991-92	1992-93	1993-94	1994-95	1995-96	1996-97	1997-98	1998-99	1999-00	2000-01
532,100	528,686	501,553	471,593	451,159	443,471	431,521	440,448	438,997	453,054



OAKLAND  
COMMUNITY  
COLLEGE

**Credit Hour Trends Report**  
**Mathematics**  
**MAT**  
**2000-01**

**Prepared by:**  
**Oakland Community College**  
**Office of Institutional Research**  
**December 11, 2002**

**Oakland Community College  
Credit Hour Trends Report  
Mathematics  
1991-92 through 2000-01**

Each year the Office of Institutional Research prepares the Credit Hour Trends report, based on data submitted to the State of Michigan in the annual ACS-6 (Activities Classification Structure) process. This report is based on each course section's official count date (1/10th Day). The Credit Hour Trends report examines annual (July 1 - June 30) enrollment trends of OCC disciplines, based on course prefix codes.

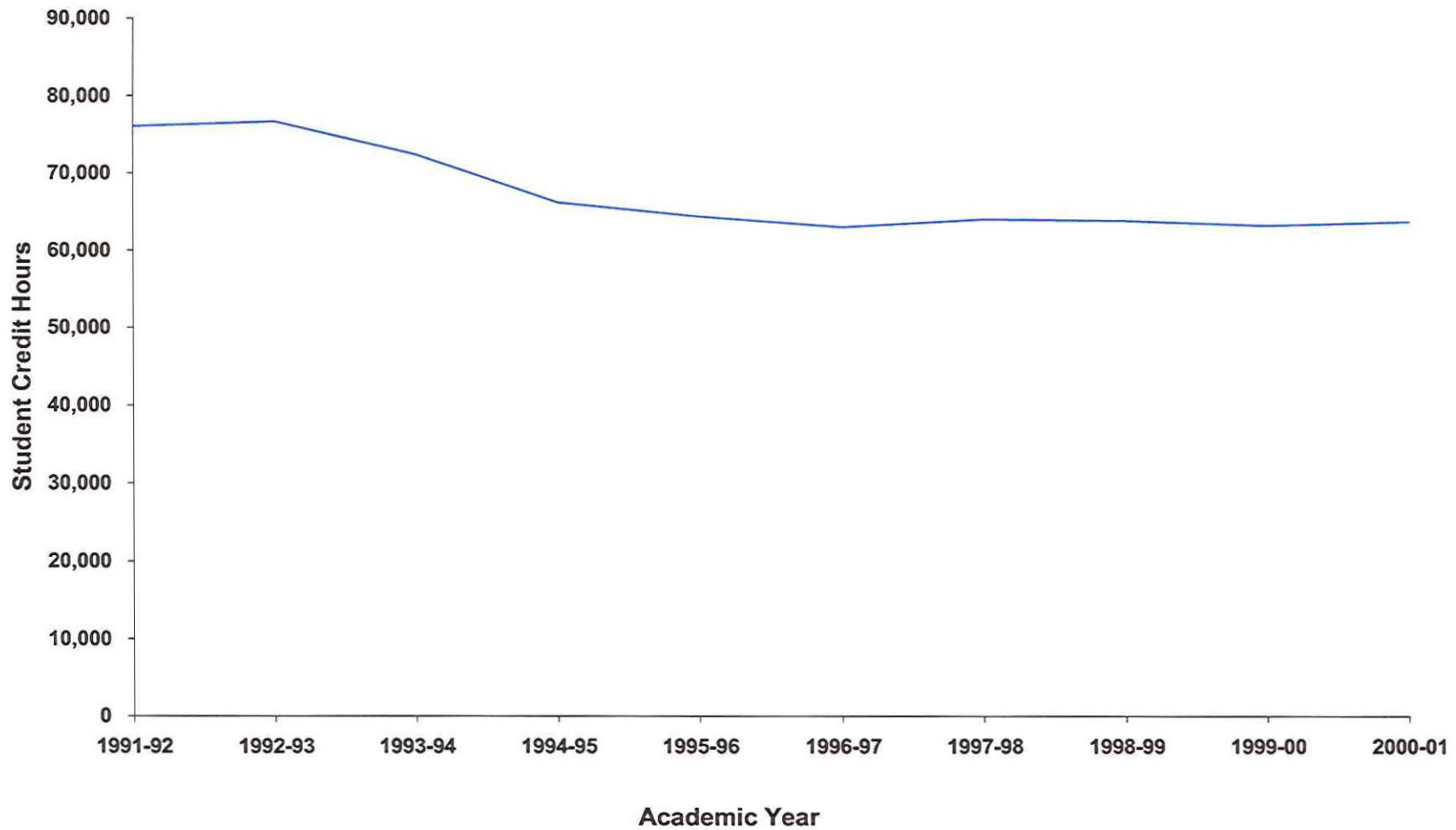
Trends over a specified period of time are illustrated by the following graphs for Mathematics.

- Graph depicting ten year trend in student credit hours generated by Mathematics
- Graphs depicting 3-year moving mean and rate of change in student credit hours for Mathematics.
- Ten year trend in annual credit hours generated Collegewide.

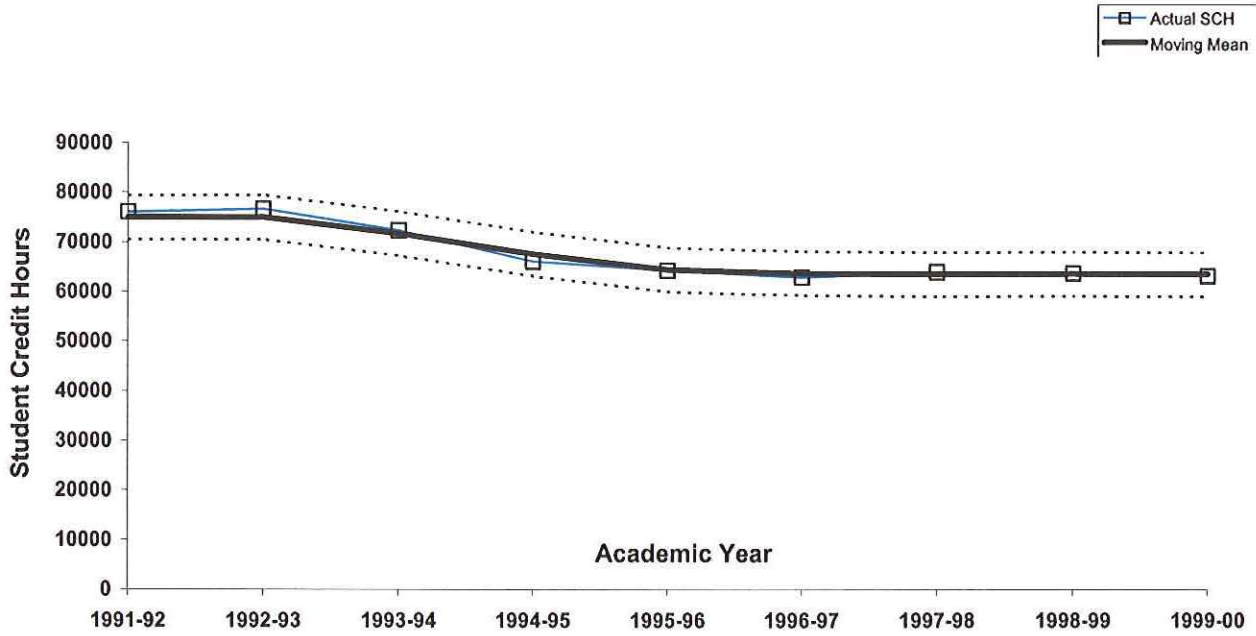
Questions regarding this report can be addressed to the Office of Institutional Research at (248) 341-2123.

**Oakland Community College  
Ten Year Trend in Student Credit Hours  
Mathematics  
1991-92 through 2000-01**

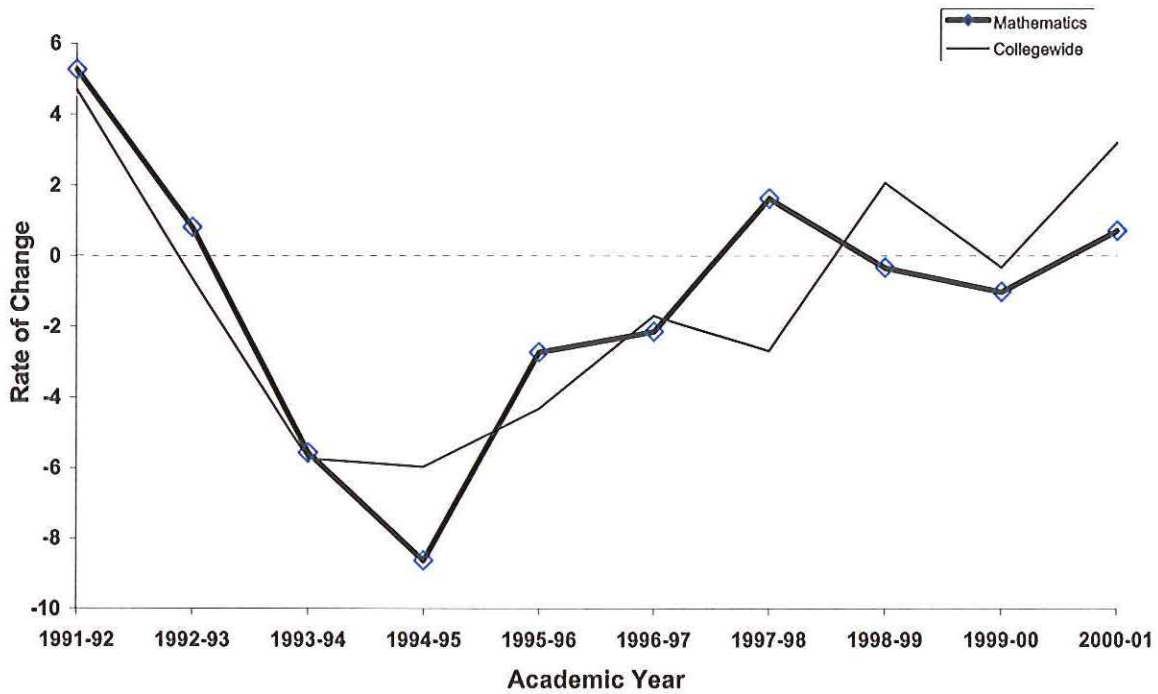
	1991-92 SCH	1992-93 SCH	1993-94 SCH	1994-95 SCH	1995-96 SCH	1996-97 SCH	1997-98 SCH	1998-99 SCH	1999-00 SCH	2000-01 SCH	5-Year % Change	10-Year % Change
Mathematics	76,018	76,625	72,352	66,108	64,296	62,911	63,930	63,712	63,061	63,507	0.9	-16.5
College Wide Totals	532,100	528,686	501,553	471,593	451,159	443,471	431,521	440,448	438,997	453,054	2.2	-14.9



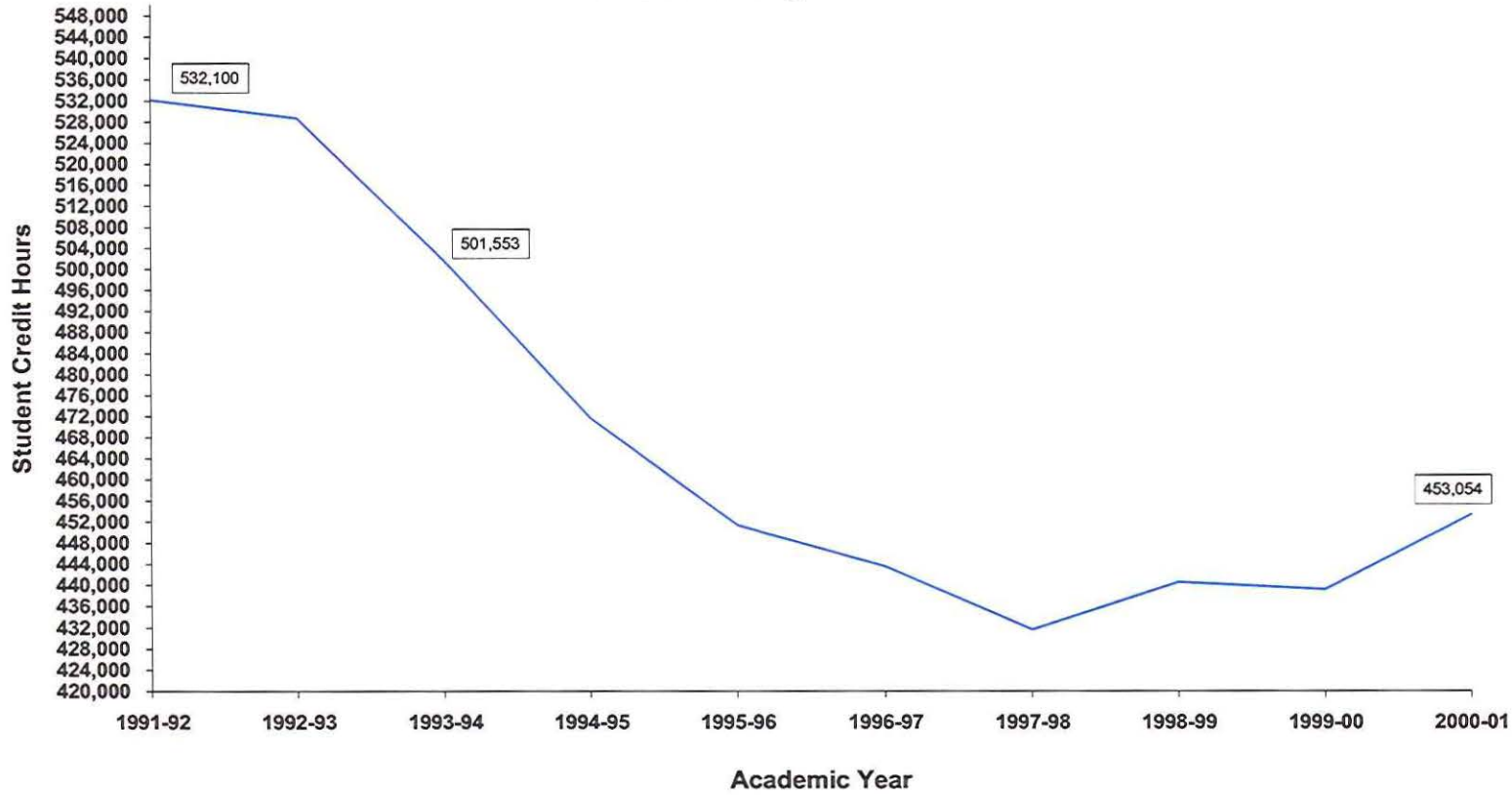
**Oakland Community College  
3 - Year Moving Mean  
Mathematics  
1991-92 through 1999-00**



**Rate of Change in Student Credit Hours 1991-92 through 2000-01**



**Oakland Community College  
Ten Year Trend in Student Credit Hours  
College-wide  
1991-92 through 2000-01**



1991-92	1992-93	1993-94	1994-95	1995-96	1996-97	1997-98	1998-99	1999-00	2000-01
532,100	528,686	501,553	471,593	451,159	443,471	431,521	440,448	438,997	453,054



OAKLAND  
COMMUNITY  
COLLEGE

**Credit Hour Trends Report  
Marketing  
MKT  
2000-01**

**Prepared by:  
Oakland Community College  
Office of Institutional Research  
December 11, 2002**

**Oakland Community College  
Credit Hour Trends Report  
Marketing  
1991-92 through 2000-01**

Each year the Office of Institutional Research prepares the Credit Hour Trends report, based on data submitted to the State of Michigan in the annual ACS-6 (Activities Classification Structure) process. This report is based on each course section's official count date (1/10th Day). The Credit Hour Trends report examines annual (July 1 - June 30) enrollment trends of OCC disciplines, based on course prefix codes.

Trends over a specified period of time are illustrated by the following graphs for Marketing.

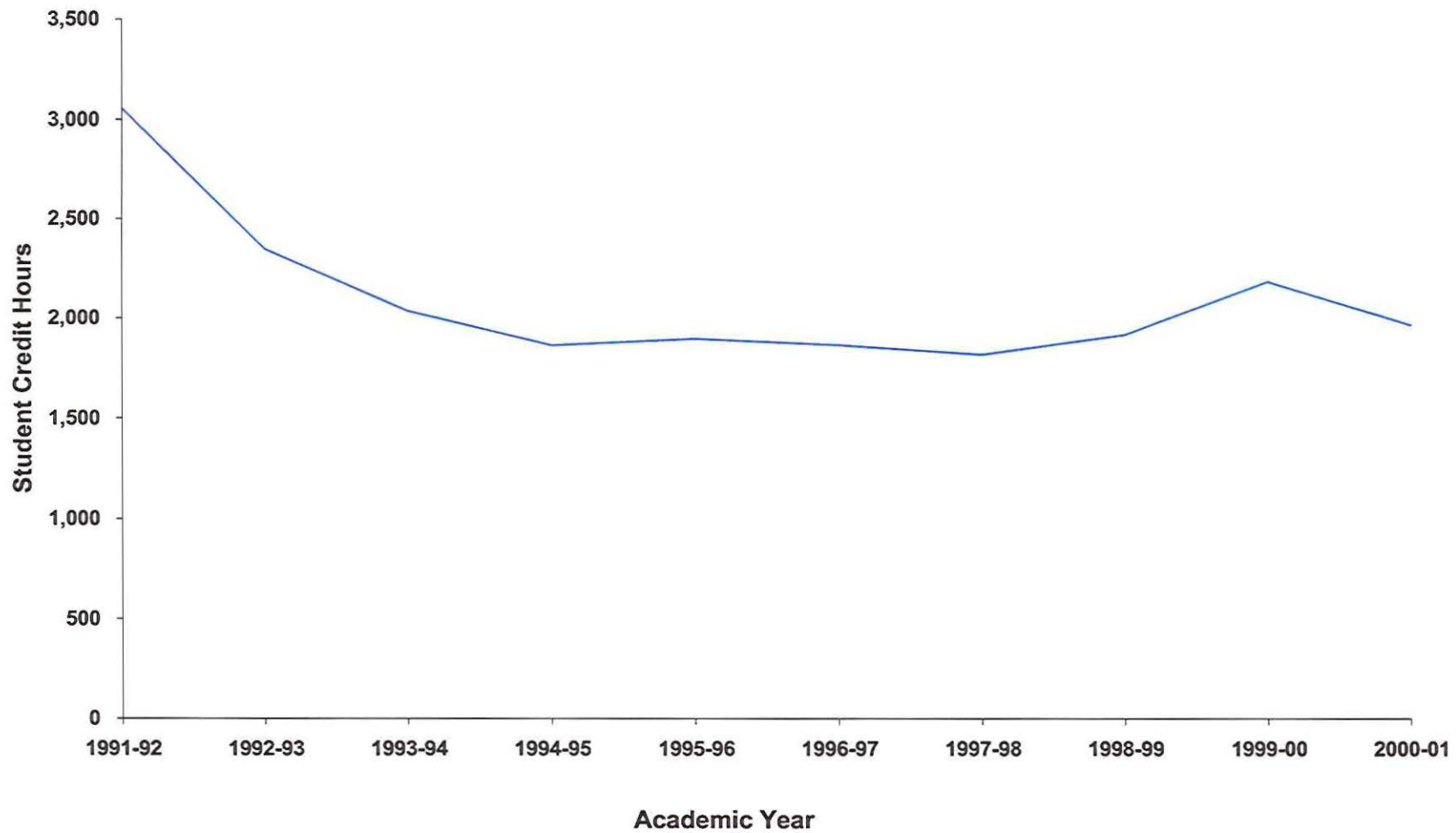
- Graph depicting ten year trend in student credit hours generated by Marketing
- Graphs depicting 3-year moving mean and rate of change in student credit hours for Marketing.
- Ten year trend in annual credit hours generated Collegewide.

Questions regarding this report can be addressed to the Office of Institutional Research at (248) 341-2123.

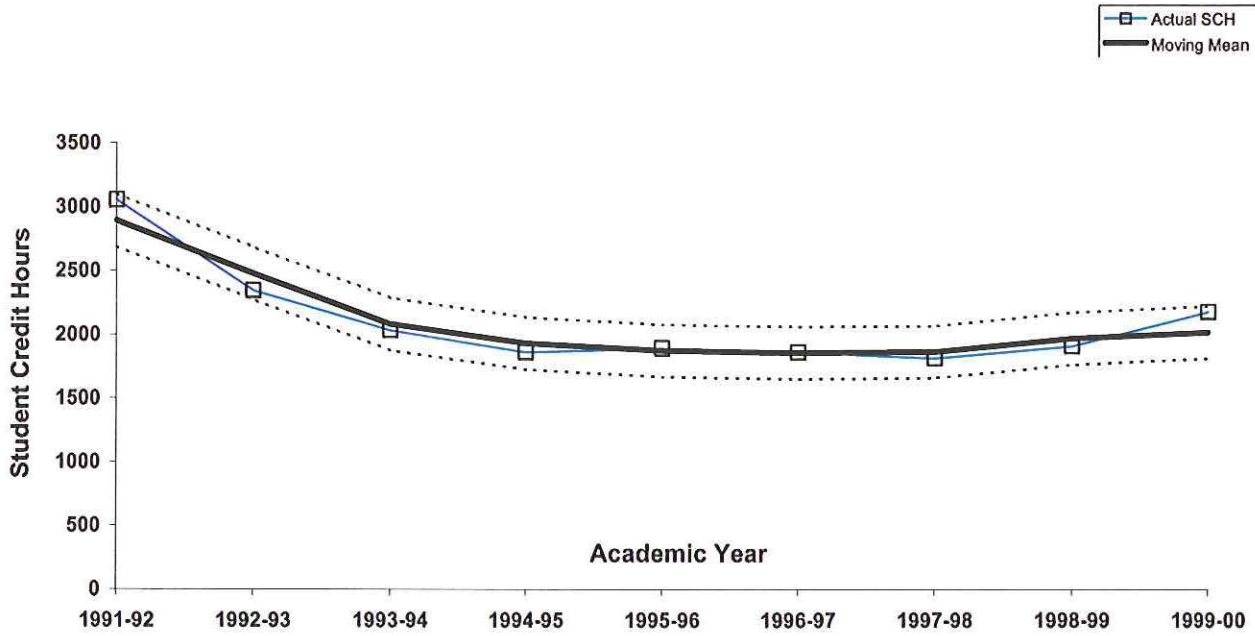


**Oakland Community College  
Ten Year Trend in Student Credit Hours  
Marketing  
1991-92 through 2000-01**

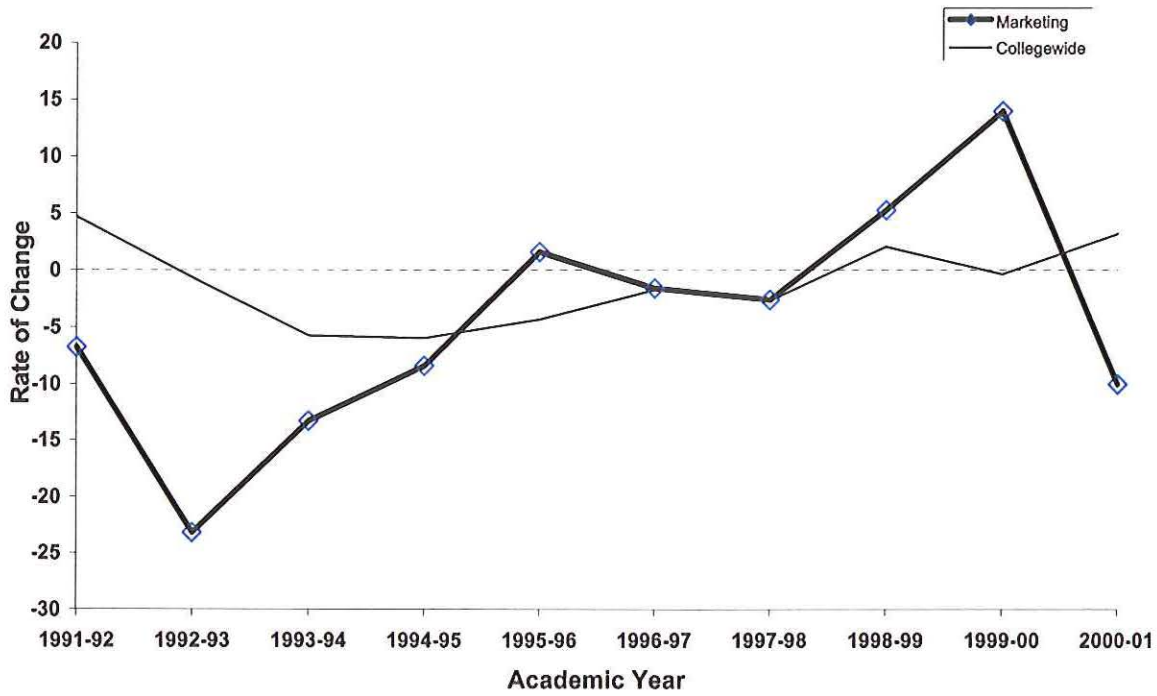
	1991-92 SCH	1992-93 SCH	1993-94 SCH	1994-95 SCH	1995-96 SCH	1996-97 SCH	1997-98 SCH	1998-99 SCH	1999-00 SCH	2000-01 SCH	5-Year % Change	10-Year % Change
Marketing	3,054	2,346	2,034	1,863	1,893	1,863	1,815	1,911	2,178	1,959	5.2	-35.9
College Wide Totals	532,100	528,686	501,553	471,593	451,159	443,471	431,521	440,448	438,997	453,054	2.2	-14.9



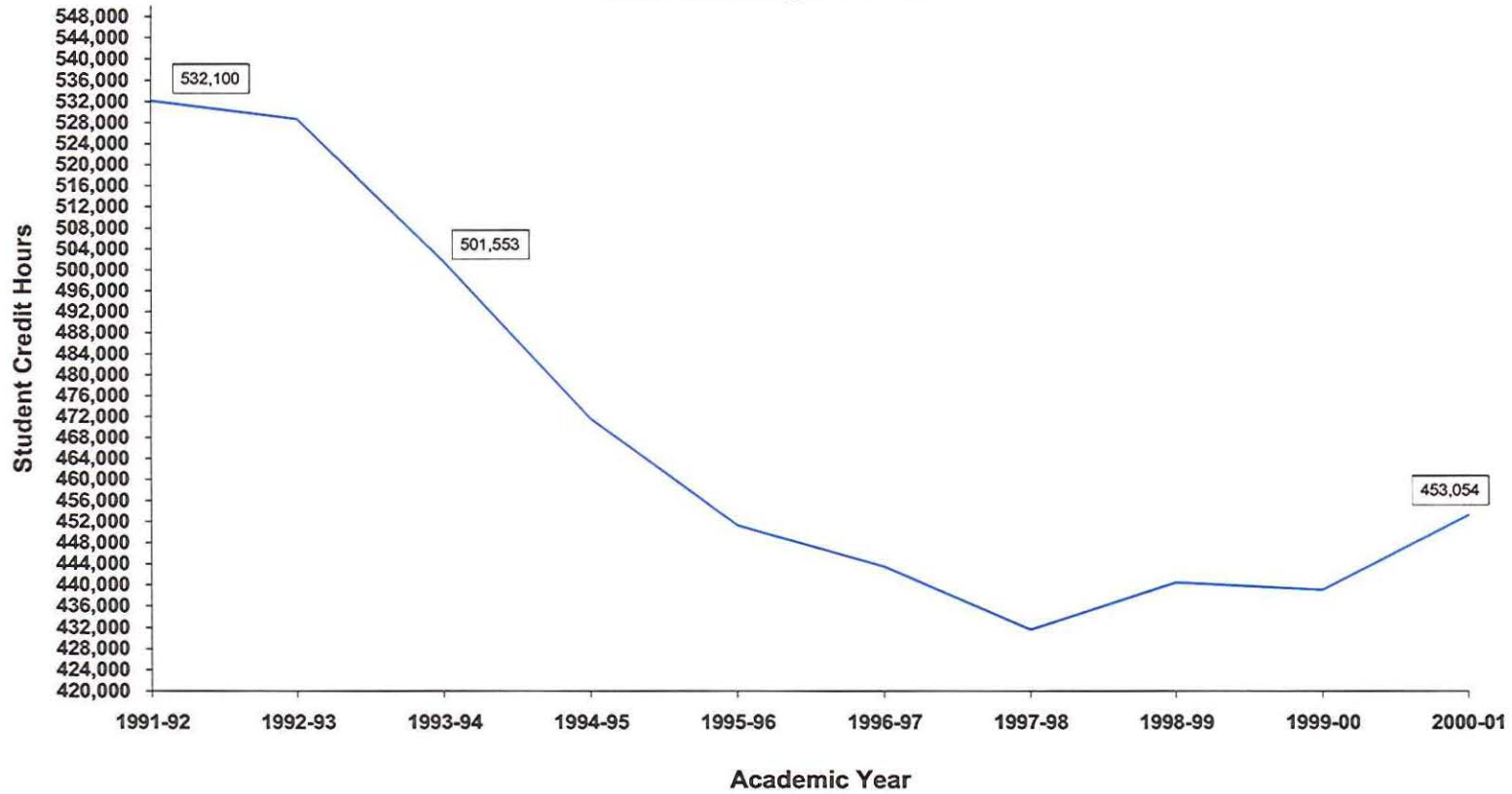
**Oakland Community College  
3 - Year Moving Mean  
Marketing  
1991-92 through 1999-00**



**Rate of Change in Student Credit Hours 1991-92 through 2000-01**



**Oakland Community College  
Ten Year Trend in Student Credit Hours  
College-wide  
1991-92 through 2000-01**



1991-92	1992-93	1993-94	1994-95	1995-96	1996-97	1997-98	1998-99	1999-00	2000-01
532,100	528,686	501,553	471,593	451,159	443,471	431,521	440,448	438,997	453,054



OAKLAND  
COMMUNITY  
COLLEGE

**Credit Hour Trends Report**  
**Retailing**  
**RET**  
**2000-01**

**Prepared by:**  
**Oakland Community College**  
**Office of Institutional Research**  
**December 11, 2002**

**Oakland Community College  
Credit Hour Trends Report  
Retailing  
1991-92 through 2000-01**

Each year the Office of Institutional Research prepares the Credit Hour Trends report, based on data submitted to the State of Michigan in the annual ACS-6 (Activities Classification Structure) process. This report is based on each course section's official count date (1/10th Day). The Credit Hour Trends report examines annual (July 1 - June 30) enrollment trends of OCC disciplines, based on course prefix codes.

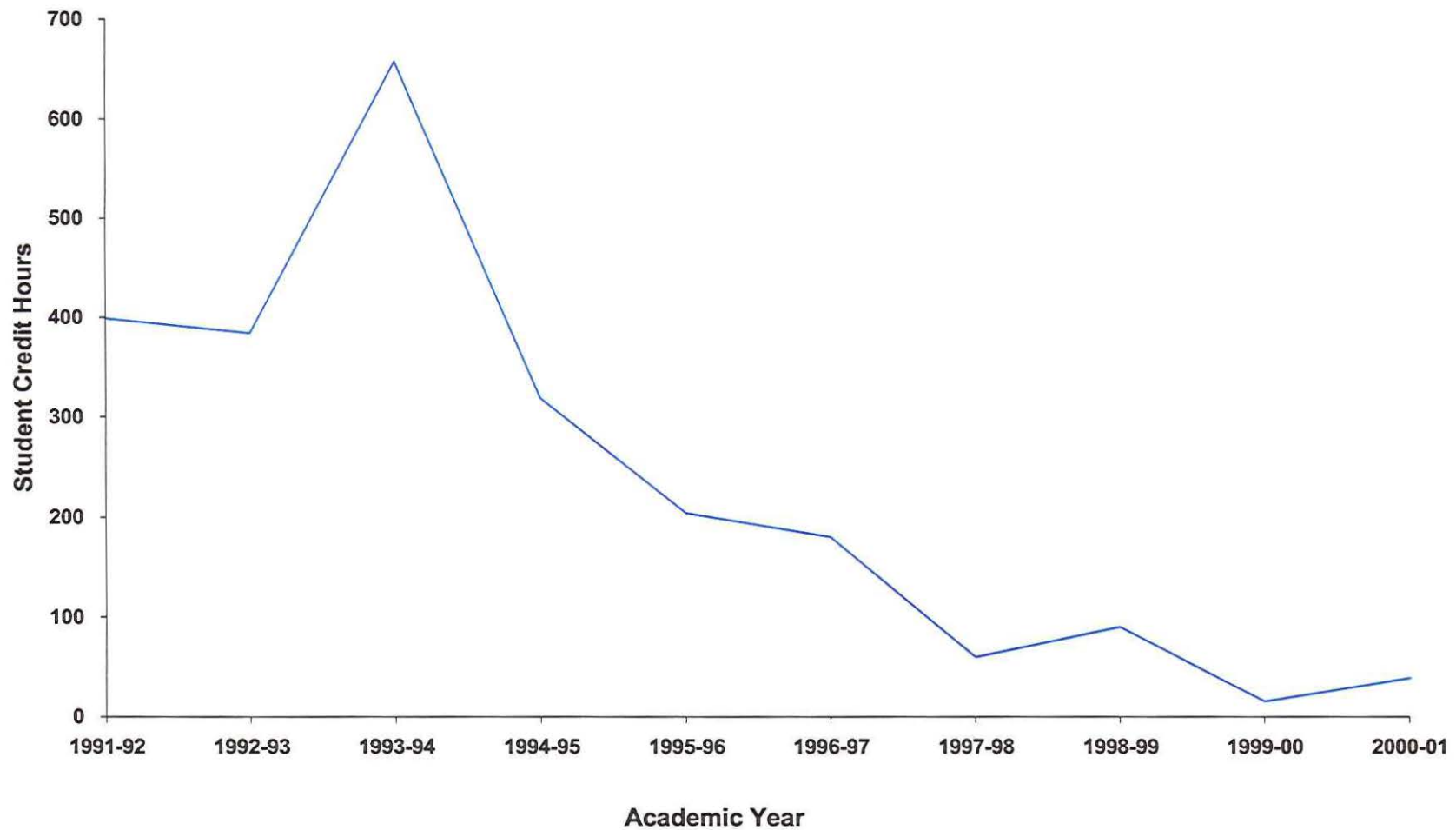
Trends over a specified period of time are illustrated by the following graphs for Retailing.

- Graph depicting ten year trend in student credit hours generated by Retailing
- Graphs depicting 3-year moving mean and rate of change in student credit hours for Retailing.
- Ten year trend in annual credit hours generated Collegewide.

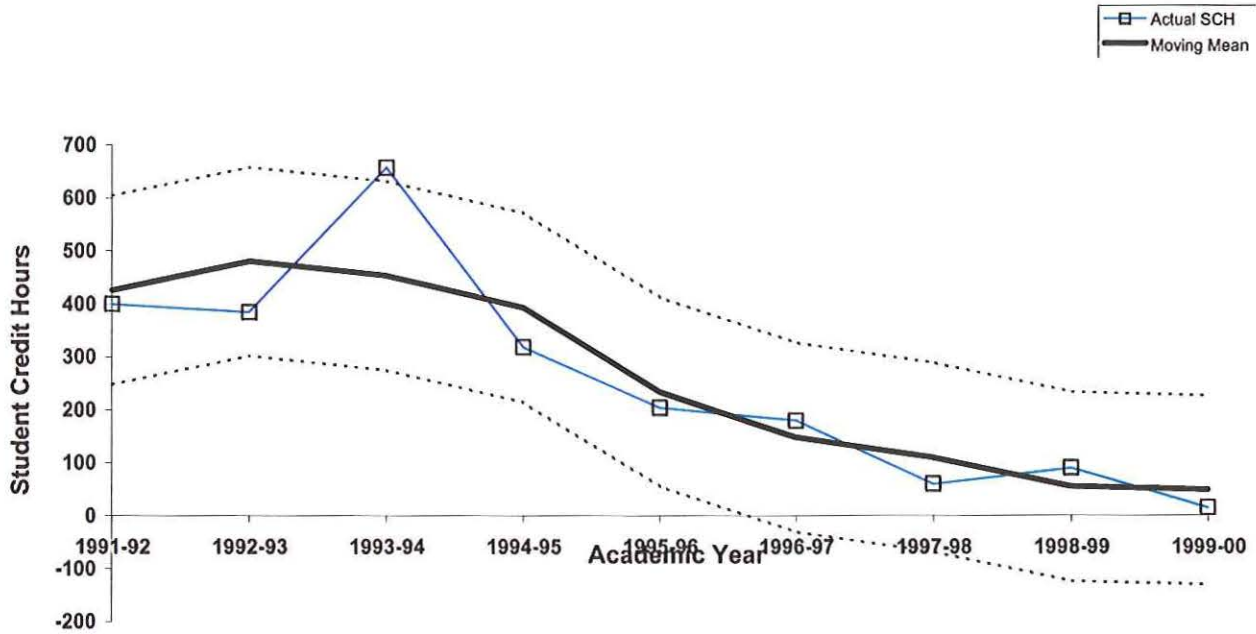
Questions regarding this report can be addressed to the Office of Institutional Research at (248) 341-2123.

**Oakland Community College  
Ten Year Trend in Student Credit Hours  
Retailing  
1991-92 through 2000-01**

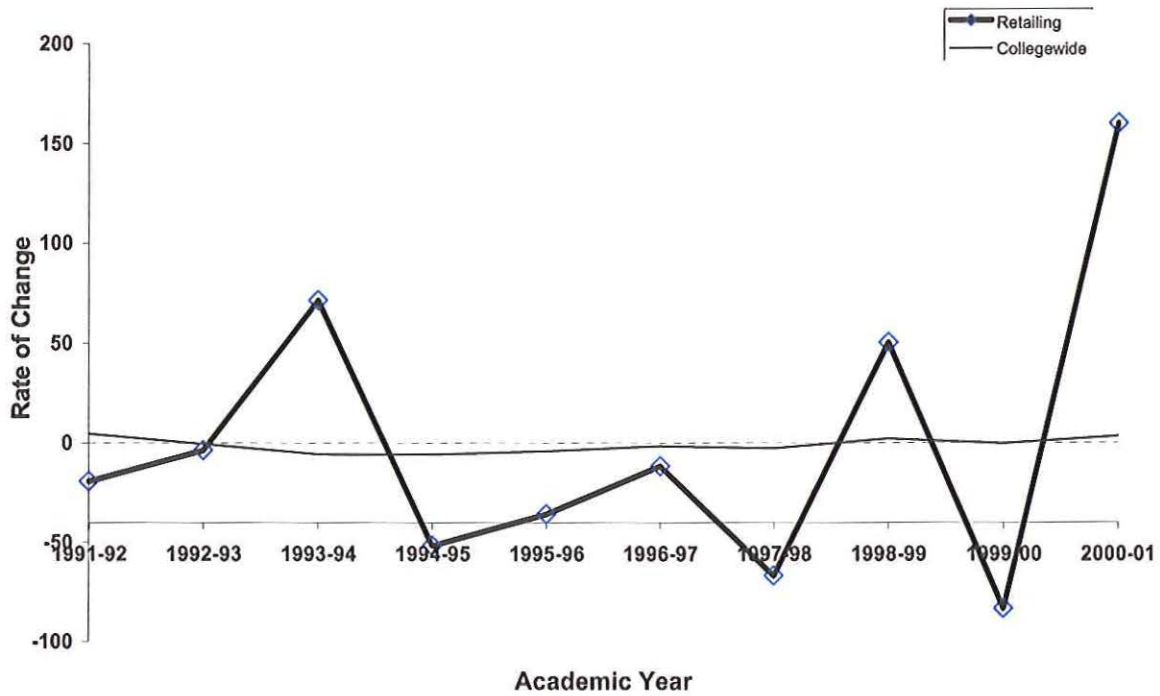
	1991-92 SCH	1992-93 SCH	1993-94 SCH	1994-95 SCH	1995-96 SCH	1996-97 SCH	1997-98 SCH	1998-99 SCH	1999-00 SCH	2000-01 SCH	5-Year % Change	10-Year % Change
Retailing	399	384	657	318	204	180	60	90	15	39	-78.3	-90.2
College Wide Totals	532,100	528,686	501,553	471,593	451,159	443,471	431,521	440,448	438,997	453,054	2.2	-14.9



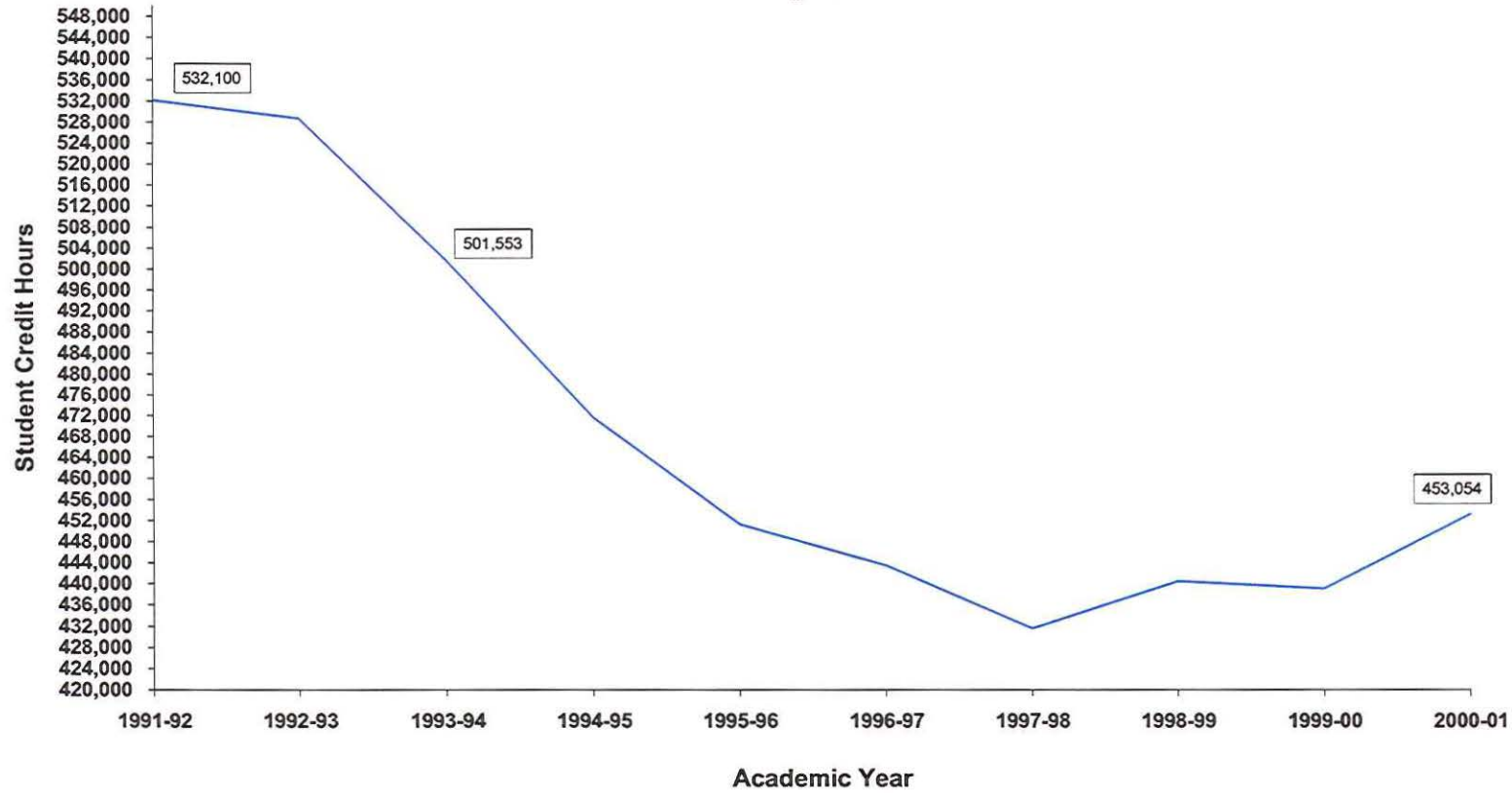
**Oakland Community College  
3 - Year Moving Mean  
Retailing  
1991-92 through 1999-00**



**Rate of Change in Student Credit Hours 1991-92 through 2000-01**



**Oakland Community College  
Ten Year Trend in Student Credit Hours  
College-wide  
1991-92 through 2000-01**



1991-92	1992-93	1993-94	1994-95	1995-96	1996-97	1997-98	1998-99	1999-00	2000-01
532,100	528,686	501,553	471,593	451,159	443,471	431,521	440,448	438,997	453,054