



OAKLAND  
COMMUNITY  
COLLEGE

#7

**College Wide Outcomes Assessment:  
Completion of Developmental Courses**

**Preliminary Report**

**Requested by:  
Student Outcomes Assessment Committee**

**Prepared by:  
The Office of Institutional Research**

**September 1999**

## **College Wide Student Outcomes**

### **Measure #7: Underprepared Students Will Successfully Complete Their Developmental Courses**

#### Purpose

The purpose of this outcome was to assess the success rate of those students who enrolled in OCC's English or Math developmental courses. While students might have scored at a developmental level, only those students who enrolled in these classes were measured in terms of their success rates.

OCC courses which are designated as developmental include: English 105 (Academic Literacy I), English 106 (Academic Literacy II), Math 104 (Fundamentals of Arithmetic), Math 105 (Preparation for Algebra), Math 107 (Business Math), Math 110 (Elementary Algebra), TEM 101 (Pre-Apprentice Basic Math), and TEM 102 (Pre-Apprentice Introduction to Algebra). There are also additional courses deemed developmental (i.e. ACS 1.5 classes), however they were not assessed for this study.

#### Methodology

All 4359 cohort students' social security numbers were cross-referenced with the Student Information System Course file in the Fall 1998 and Winter 1999 semesters. In each case, a SPSS syntax code was written in order to extract each of the eight developmental courses (see above) from the main dataset for both terms.

Once the courses had been identified, we recoded the grades into four new variables: Failure (F), Unsuccessful Completion (C- through D-), Successful Completion (C through A), and Did Not Complete (grades of W, U, Z, etc.). Finally, we combined Failure (F) with Unsuccessful Completion (C- through D-) in order to have only three variables. This would allow us to determine the number and percentage of students who completed each developmental course with a successful or unsuccessful completion. In addition, it also permitted us to assess those students who did not complete their developmental courses. In the course of the analysis, there were no students from the Fall 1998 cohort who registered for TEM 101 and TEM 102 in either Fall 1998 or Winter 1999.

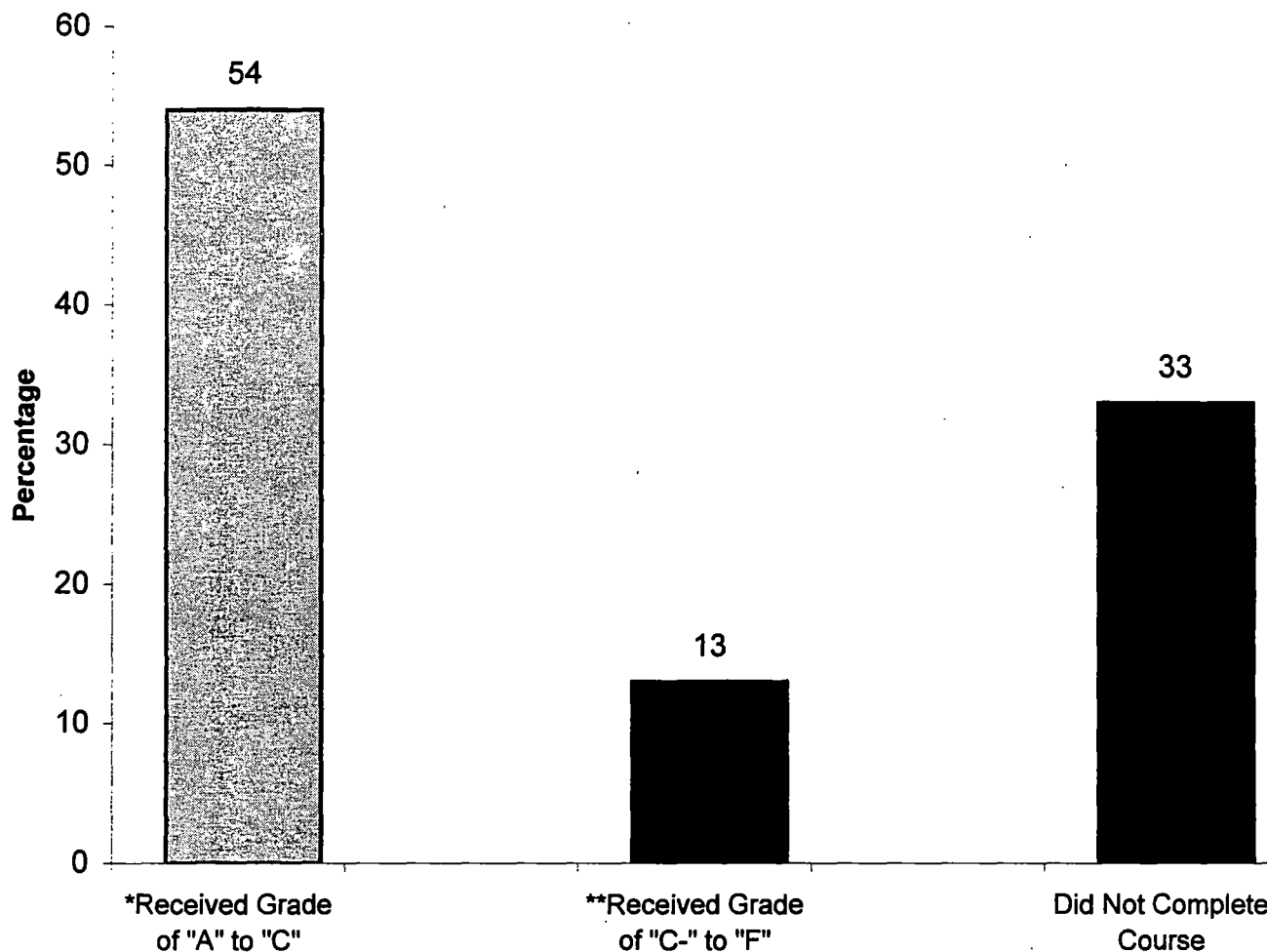
## Fall 1998 Summary

- The majority of student who took English 105 and English 106 in the Fall of 1998 successfully completed the courses. However approximately 1/3 (33%) of the students who initially enrolled in English 105 did not finish the course (i.e., dropped, failed to show, etc.)
- Of all the developmental Math courses, Math 105 had the highest successful completion rate at 49%. Math 104 had the second highest successful completion rate at 43%.
- Math 107 and Math 110 each had higher percentage of non-completers among the three categories (successfully completed, unsuccessfully completed, and did not finish course).

## Winter 1999 Summary

- The total number of students who enrolled in developmental courses in the Winter semester were smaller than those in the Fall term (except for Math 107).
- As in the Fall 1998 semester, the majority of students who enrolled in either English 105 or English 106 successfully completed the courses. However, when comparing Fall to Winter terms, less students, as a percentage, completed English 106 in the Winter semester (50%) than those in the Fall term (60%).
- Whereas Math 105 had the highest successful completion rate in the Fall (49%), Math 104 had the highest successful completion rate during the Winter semester (47%). This was closely followed by Math 107 at 45%.
- Nearly 1/3 (32%) of students did not successfully complete Math 105 and a similar percentage (32%) did not finish the course
- Students who enrolled in Math 110 in the Winter of 1999 were almost similar to those who enrolled in the Fall semester in terms of completion rates. Forty-three percent of students did not complete the course, while 26% who did finish the course did not complete it successfully.

### Fall 1998, English 105 (Academic Literacy I)



\* = *Successfully Completed Course*

\*\*= *Did Not Successfully Complete Course*

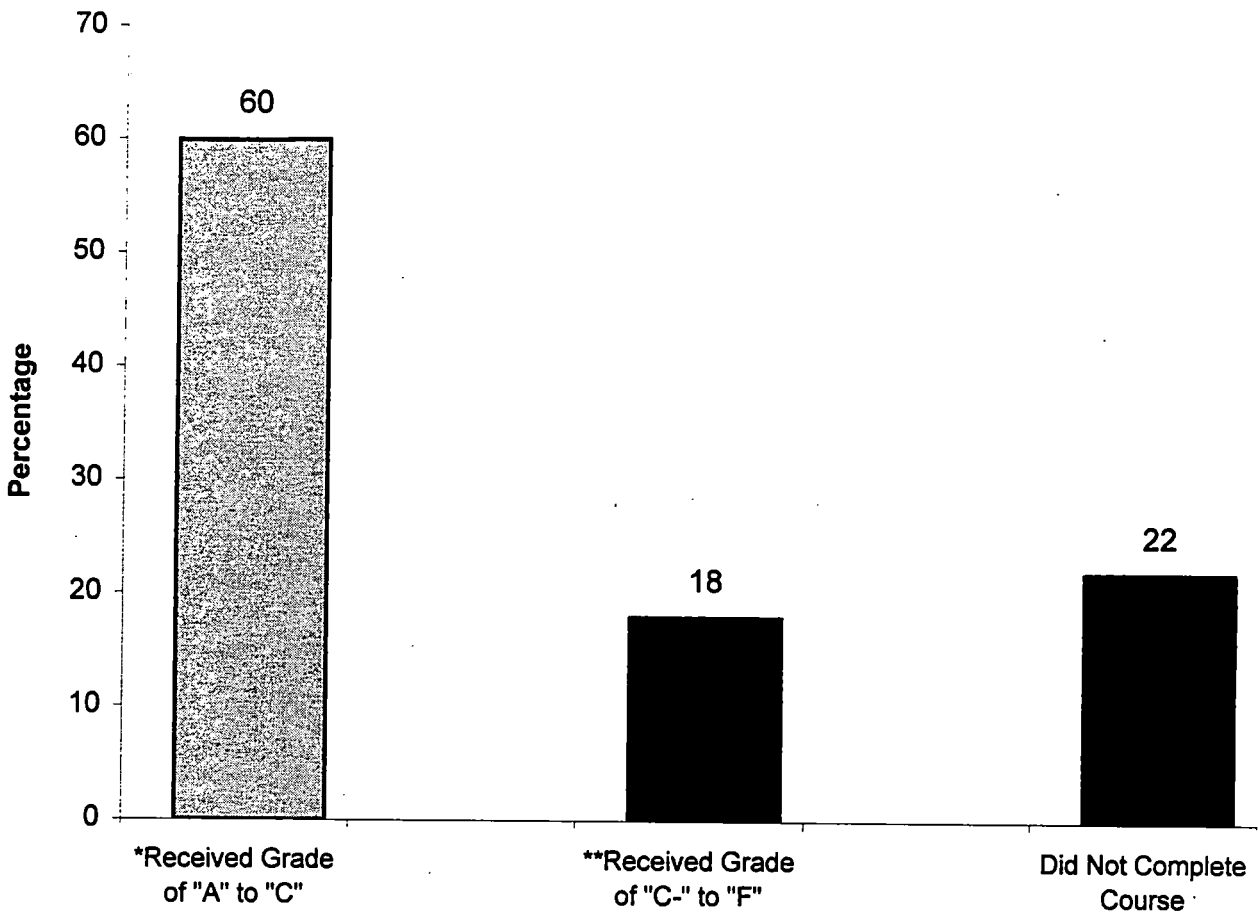
#### Analysis

The number of students who had enrolled in English 105 in the Fall of 1998 totaled 249.

Of the 249 students who enrolled in the course, 54% received a grade between "A" and "C" and successfully completed the course. Thirteen percent of the students did not successfully complete (earned a grade of "C-" or lower) English 105, while 33% of the students disenrolled or dropped the course before completing it.

Looking at only those students who did complete English 105 (n=168), 72% did complete the course successfully while 28% did not.

### Fall 1998, English 106 ( Academic Literacy II)



- \* Successfully Completed Course
- \*\*= Did Not Successfully Complete Course

#### Analysis

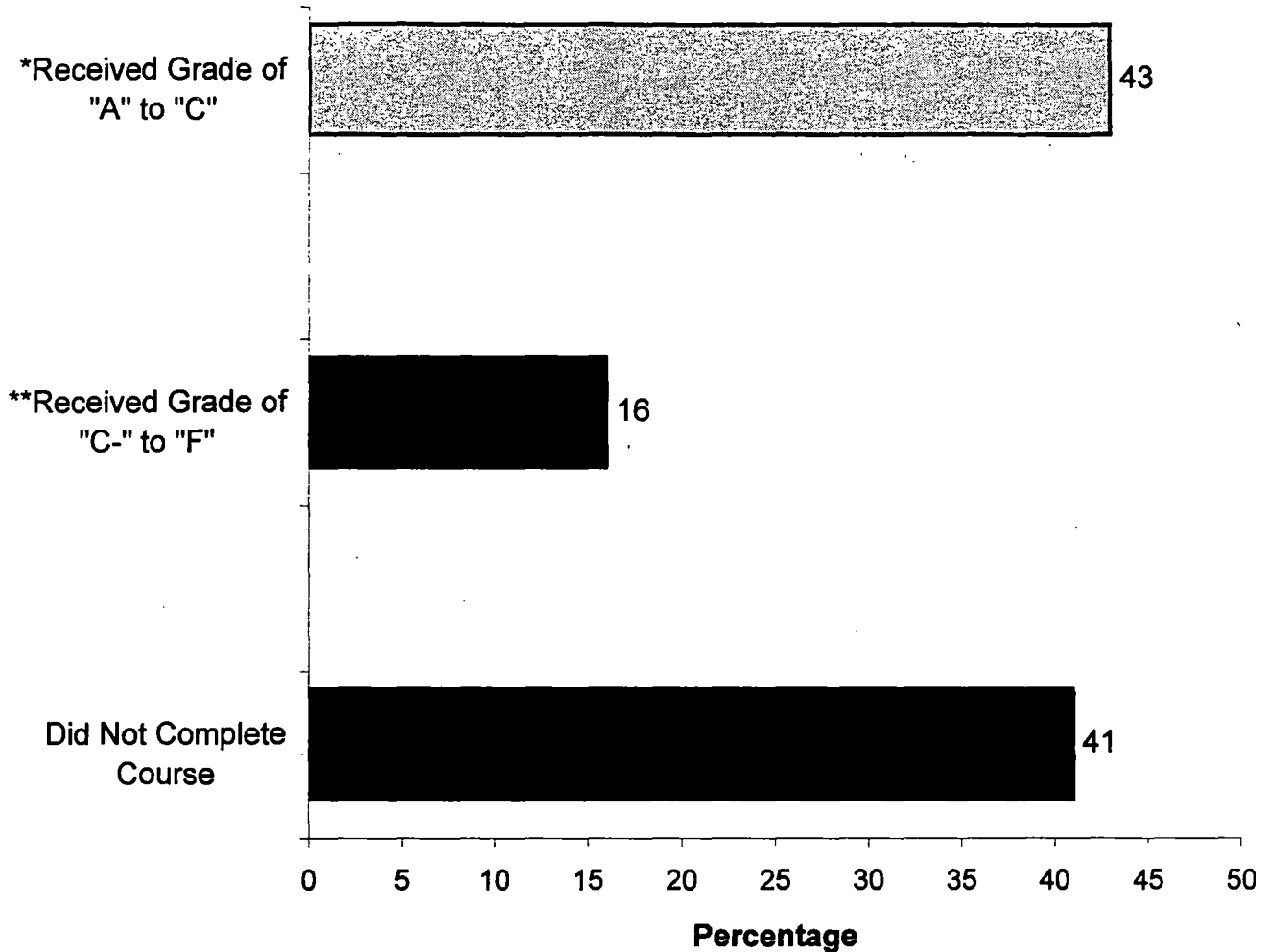
There were a total of 650 students in the Fall 1998 cohort who enrolled in English 106 in the Fall of 1998.

Sixty percent of these students successfully completed the course, while 18% received a grade of or below "C-". Twenty-two percent did not finish the course.

Focusing only on those students who did finish English 106 (n=505), 77% received a grade of "C" or better, while 23% fell below a "C".

Oakland Community College  
College Wide Student Outcomes  
Measure #7: Underprepared Students Will Successfully Complete Their Developmental Courses

**Fall 1998, Math 104 (Fundamentals of Arithmetic)**



\* Successfully Completed Course

\*\*= Did Not Successfully Complete Course

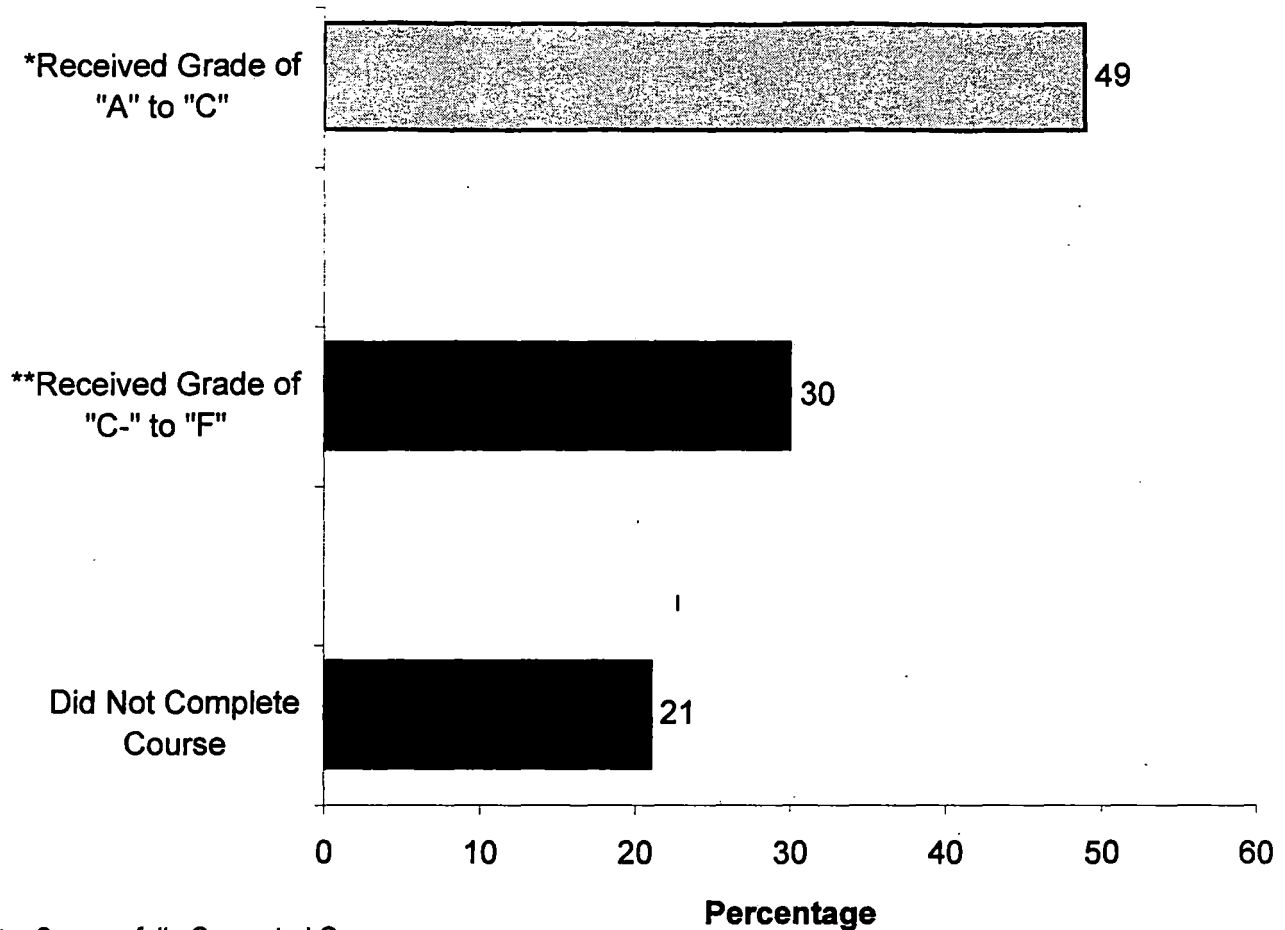
Analysis

There were a total of 49 students in the cohort who enrolled in Math 104 in the Fall of 1998.

Forty-three percent of those students successfully completed the course (grade of "C" or better), while 16% earned a grade of "C-" or lower. Furthermore, 41% of the students who enrolled did not complete the course.

Of those students who did complete the course (n=29), 72% did complete it successfully and the remaining 28% did not.

### Fall 1998, Math 105 (Preparation for Algebra)



\* = Successfully Completed Course  
\*\*= Did Not Successfully Complete Course

#### Analysis

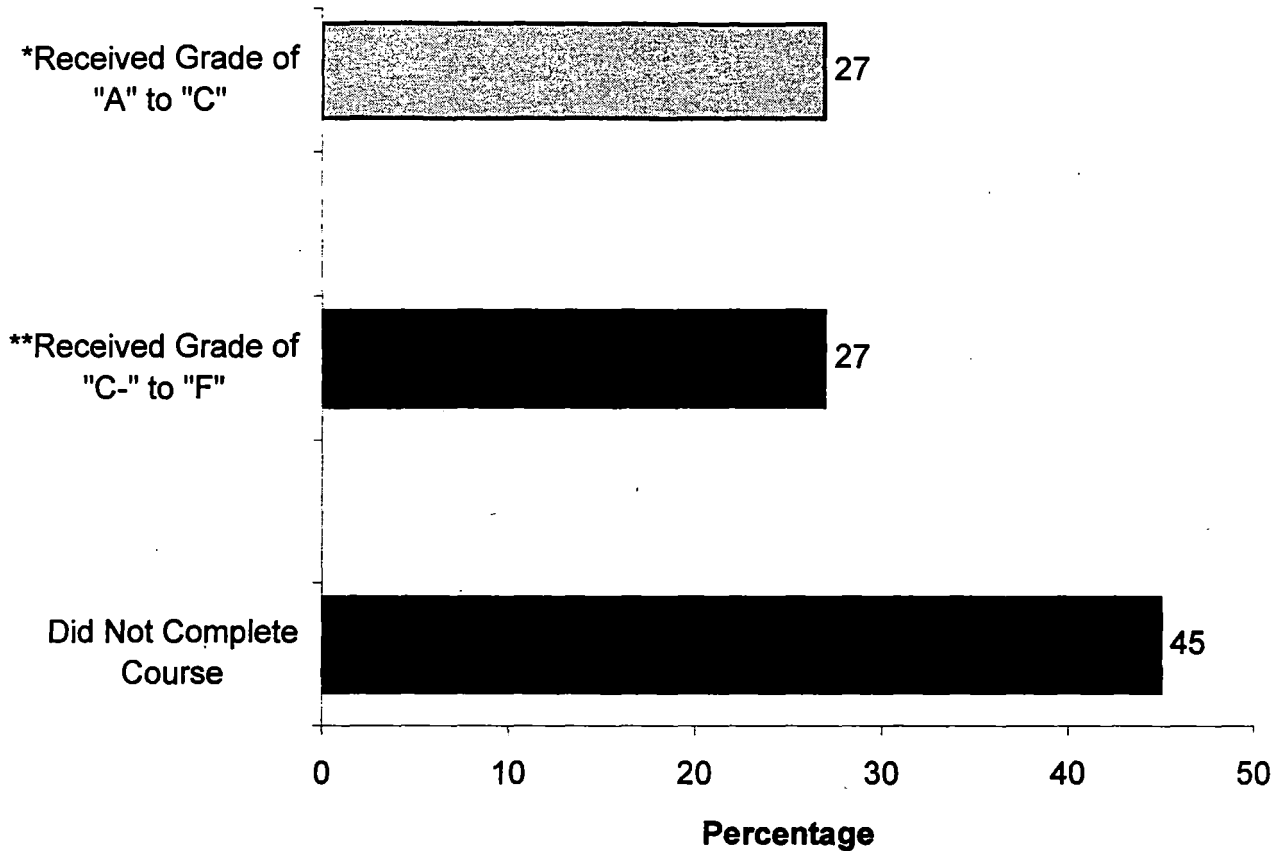
There were a total of 317 students in the cohort who enrolled in Math 105 college-wide.

Nearly half (49%) of those students successfully completed the course, while 30% did not successfully complete the course. In addition, one in five (21%) students did not finish the course in the Fall of 1998.

Among those students who completed Math 105 (n=251), 62% did earn a grade of "C" or better, while 38% received a grade of "C-" or lower.

Oakland Community College  
College Wide Student Outcomes  
Measure #7: Underprepared Students Will Successfully Complete Their Developmental Courses

**Fall 1998, Math 107 (Business Math)**



\* =Successfully Completed Course  
\*\*= Did Not Successfully Complete Course

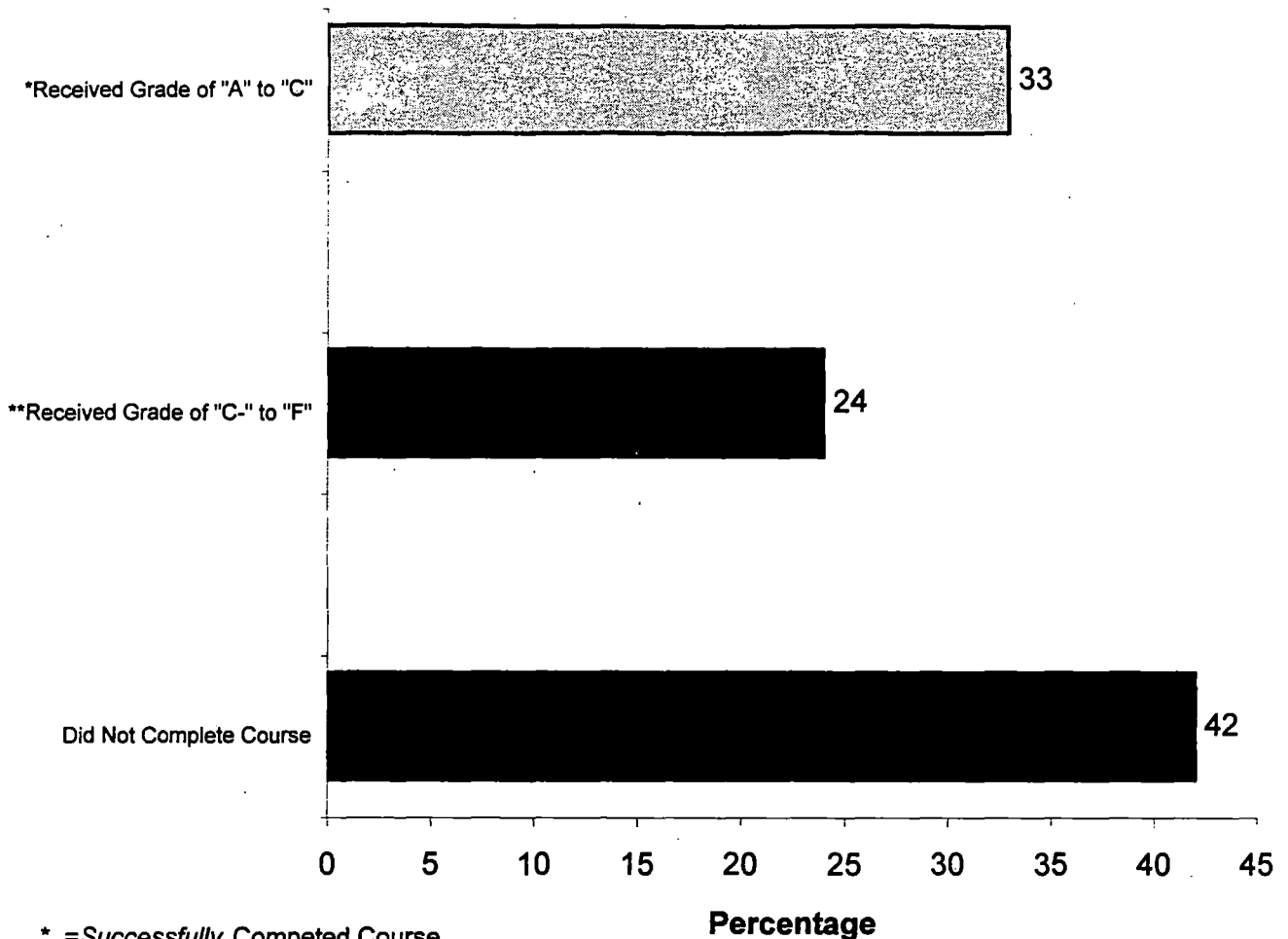
Analysis

Only 11 students in the cohort elected to enroll in Math 107 during the Fall of 1998.

Three students (27%) successfully completed the course and three students (27%) did not successfully complete the course. Five students (45%) did not complete the course.



### Fall 1998, Math 110 (Elementary Algebra)



\* =Successfully Completed Course  
\*\*= Did Not Successfully Complete Course

#### Analysis

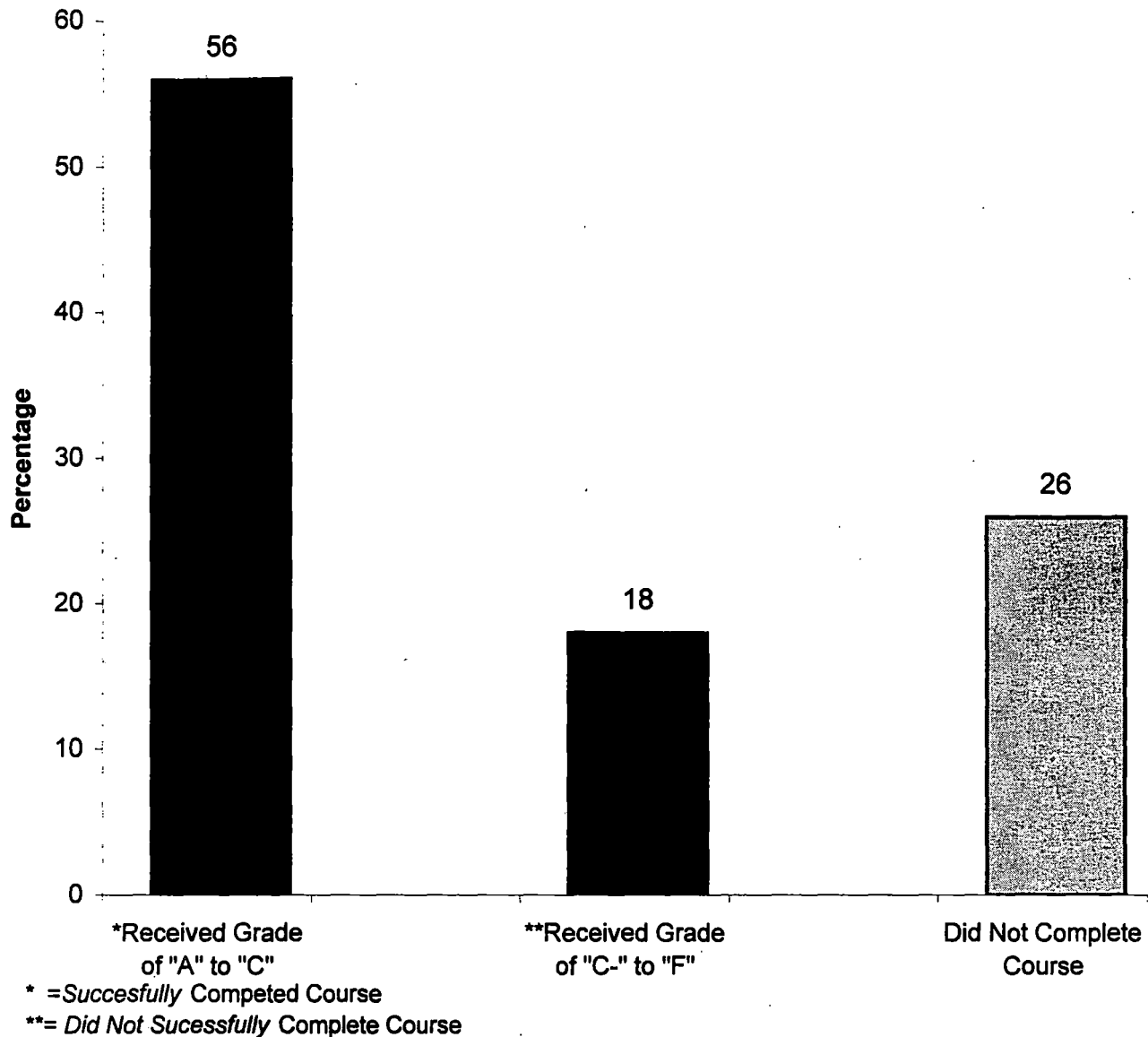
A total number of 543 students in the cohort enrolled in Math 110 for the Fall session.

One-third (33%) of the students successfully completed (grade "C" or better) the course, while 24% did not successfully complete the course. In addition, 42% of the students who enrolled did not complete the course and did not receive a grade.

Of those students did finish Math 110 (n=313), 58% did earn a grade between "A" and "C", while 42% received a grade below a "C".

Oakland Community College  
College Wide Student Outcomes  
Measure #7: Underprepared Students Will Successfully Complete Their Developmental Courses

**Winter 1999, English 105 (Academic Literacy I)**



Analysis

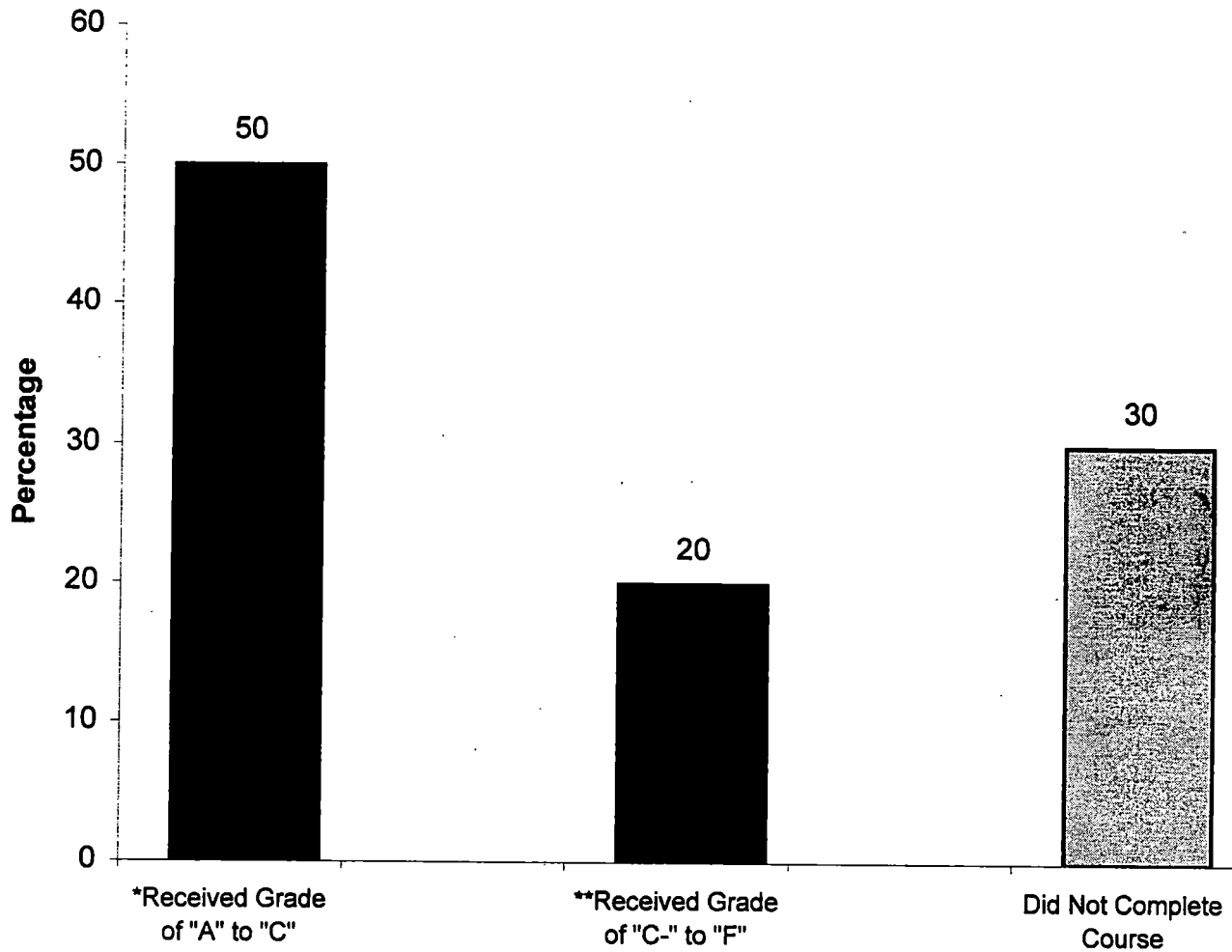
Thirty-nine (39) students from the cohort enrolled in English 105 in the Winter of 1999.

Of the 39 students who enrolled in the course, 22, or 56% received a grade between an "A" and a "C", and 7, or 18% , did not complete the course successfully. Furthermore, 10 students (26%) disenrolled or dropped the course.

Looking at only those students who did complete English 105 in the Winter of 1999 (n=29), 76% completed the course successfully while 24% did not.

Oakland Community College  
College Wide Student Outcomes  
Measure #7: Underprepared Students Will Successfully Complete Their Developmental Courses

**Winter 1999, English 106 (Academic Literacy II)**



\* =Successfully Completed Course  
\*\*= Did Not Successfully Complete Course

Analysis

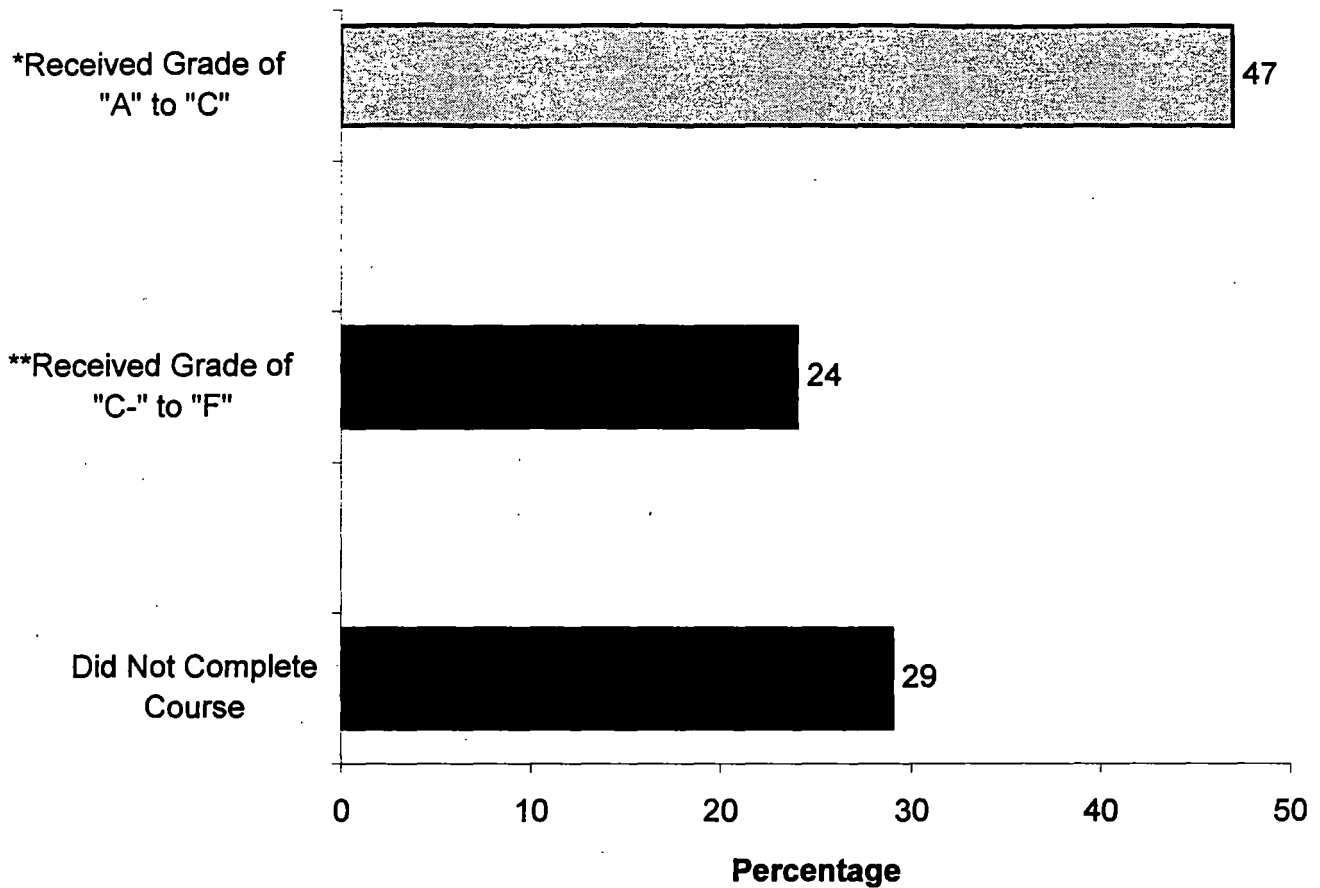
There were a total of 230 students in the cohort who enrolled in English 106 during the Winter of 1999.

Fifty percent of these students successfully completed the course, while 20% received a grade of or below a "C-", and 30% did not finish the course.

Focusing only on those students who did complete English 106 (n=161), 71% did finish it successfully, while 29% did not by receiving a grade below a "C".

Oakland Community College  
College Wide Student Outcomes  
Measure #7: Underprepared Students Will Successfully Complete Their Developmental Courses

**Winter 1999, Math 104 (Fundamentals of Arithmetic)**



\* =Successfully Completed Course  
\*\*= Did Not Successfully Complete Course

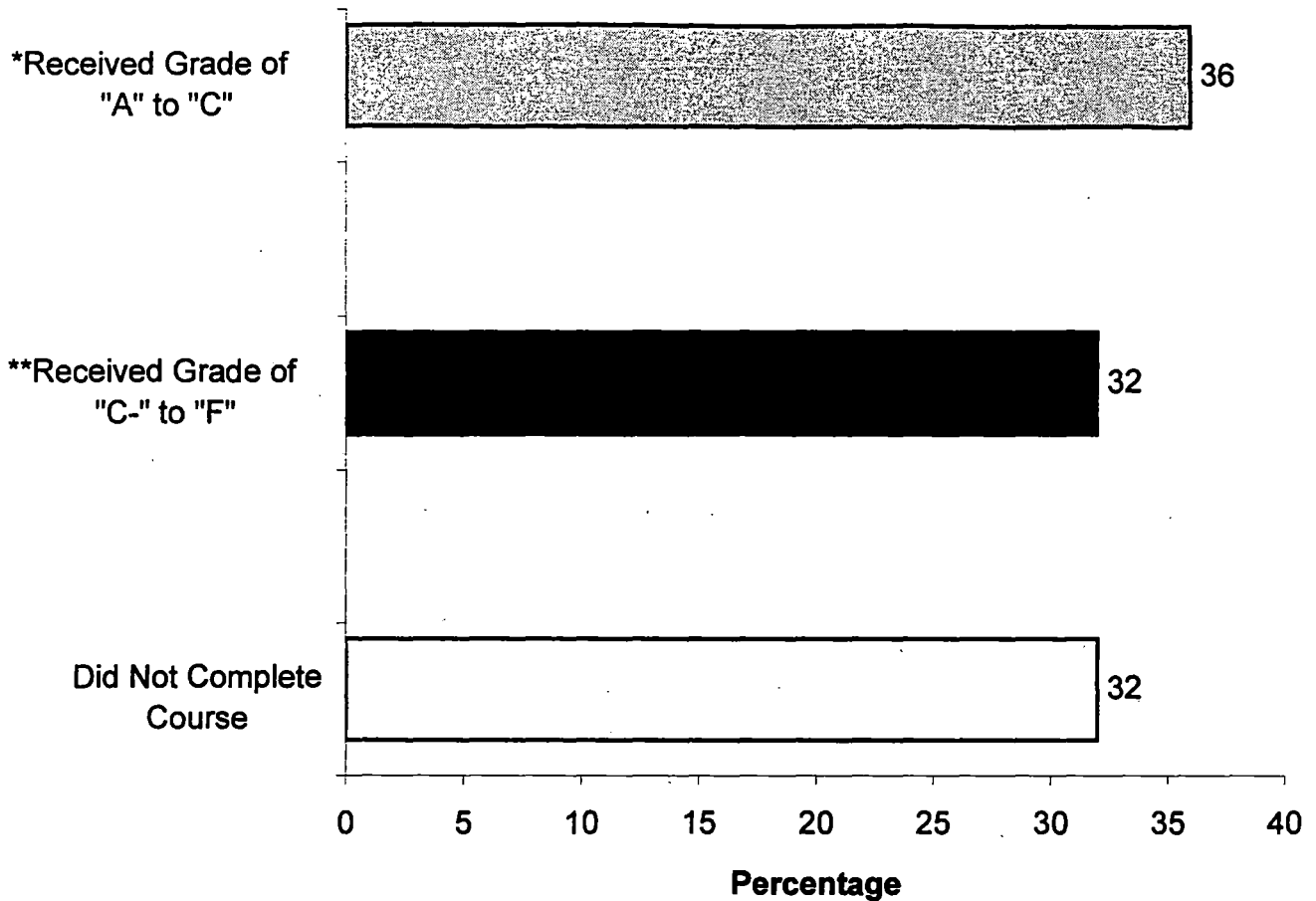
Analysis

There were a total of 34 students in the cohort who enrolled in Math 104 in the Winter of 1999.

Forty-seven percent of these students successfully completed the course (grade of "C" or better), while 24% earned a grade of "C-" or lower. Furthermore, 29% of the students who enrolled in the course did not complete it.

Of those students who did complete the course (n=24), 67% did finish the class successfully and the remaining 33% did not.

### Winter 1999, Math 105 (Preparation for Algebra)



\* =Successfully Completed Course

\*\*= Did Not Successfully Complete Course

#### Analysis

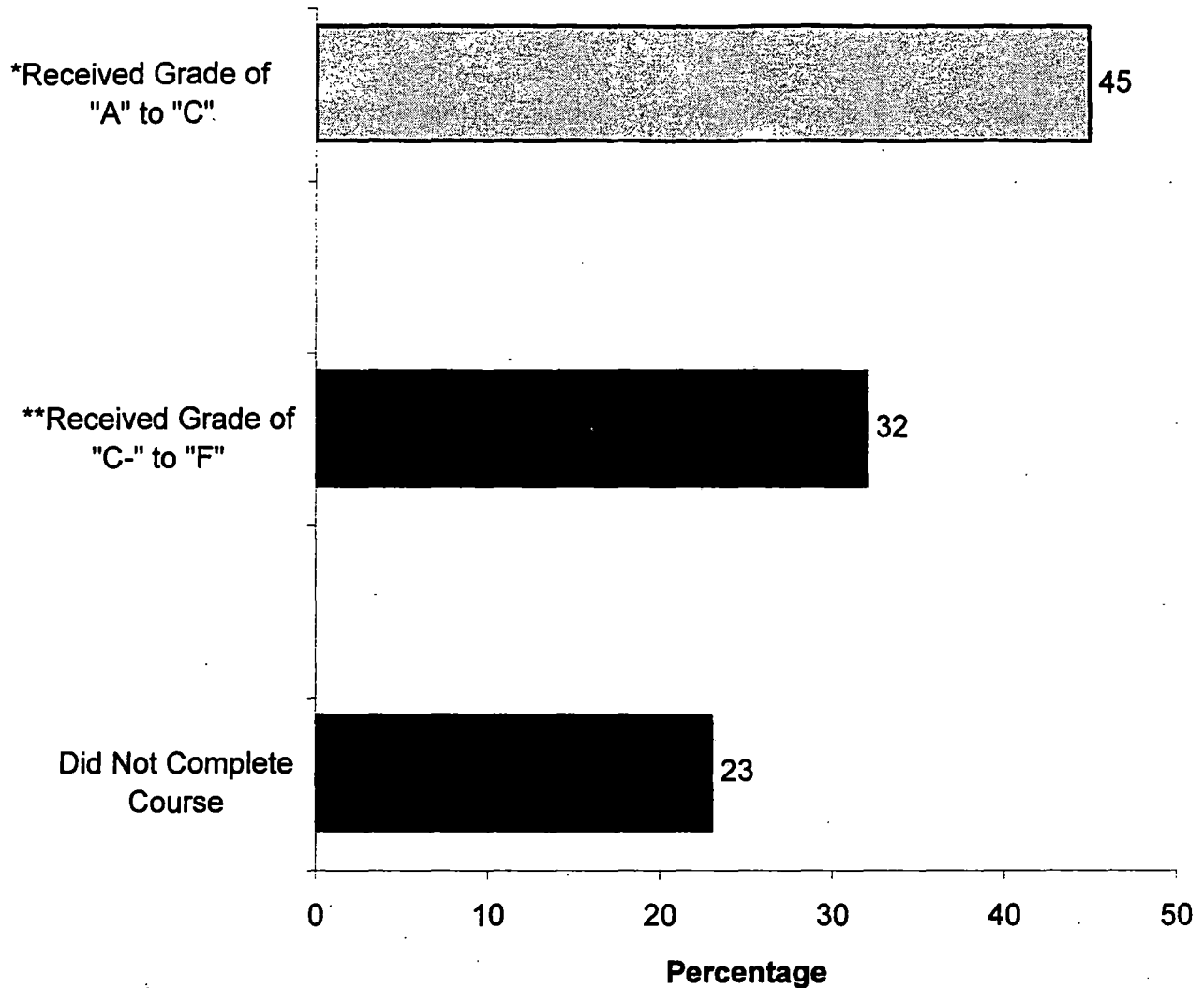
There were a total of 130 students from the cohort who enrolled in Math 105 college-wide.

Approximately one-third (36%) of the students successfully completed the course, while 32% did not successfully finish the class. In addition, 32% of the students did not finish the course during the Winter of 1999.

Among those students who did complete Math 105 (n=88), 53% earned a grade of "C" or better, while 47% received a grade of "C-" or lower.

Oakland Community College  
College Wide Student Outcomes  
Measure #7: Underprepared Students Will Successfully Complete Their Developmental Courses

**Winter 1999, Math 107 (Business Math)**



\* =Successfully Completed Course  
\*\*= Did Not Successfully Complete Course

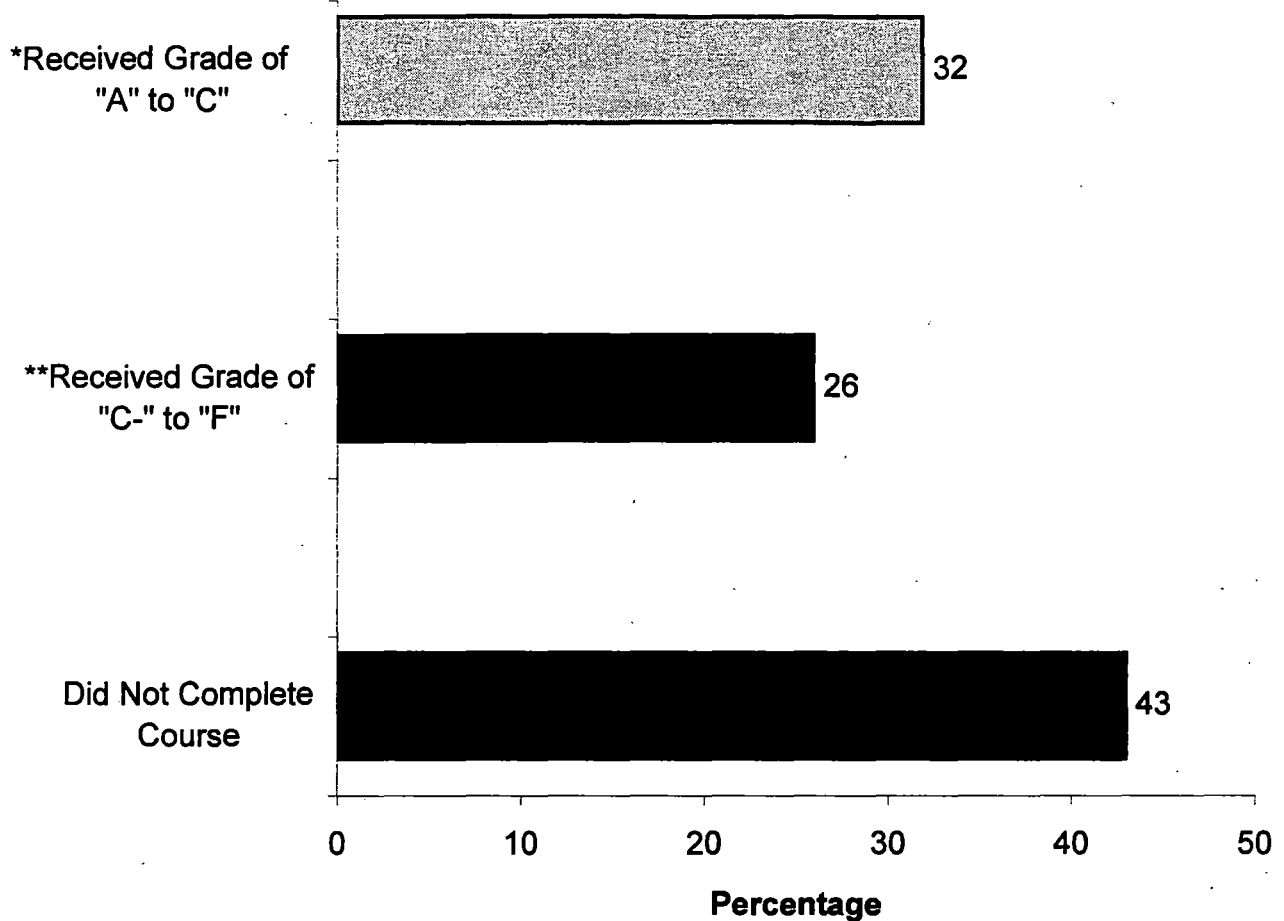
Analysis

Only 22 students in the cohort enrolled in Math 107 during the Winter of 1999.

Ten students (45%) successfully completed the course and 7 students (32%) did not successfully finish the class. In addition, five students dropped or did not complete the course that semester.

Oakland Community College  
College Wide Student Outcomes  
Measure #7: Underprepared Students Will Successfully Complete Their Developmental Courses

Winter 1999, Math 110 (Elementary Algebra)



\* =Successfully Competed Course  
\*\*= Did Not Successfully Complete Course

Analysis

There were a total of 384 students in the cohort who enrolled in Math 110 for the Winter session.

Approximately one-third (32%) of the students successfully completed (grade "C" or better) the course, while 26% did not successfully complete the course. Furthermore, 43% of the students who enrolled did not complete the course and did not receive a letter grade.

Of those students who did finish Math 110 (n=228), 55% did earn a grade between "A" and "C", while 45% received a grade below a "C".