



OAKLAND
COMMUNITY
COLLEGE

#4

College Wide Outcomes Assessment
Students' Perceived Progress Toward Achieving Their
Career Goals

Requested by
Student Outcomes Assessment Committee

Prepared by
The Office of Institutional Research
Mark G. Woods, Primary Researcher

September 1999

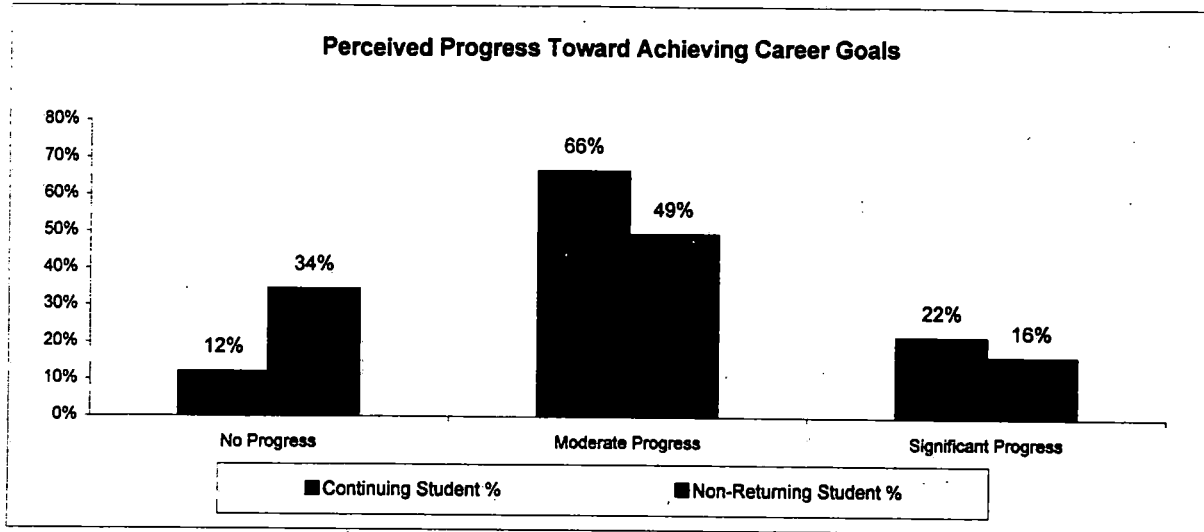
**Oakland Community College
College Wide Student Outcomes
Measure #4: Students Will Perceive That They Have Made Progress Toward Achieving Their Career
Goals
Report 1**

Executive Summary

- This outcome measure looked at students' perceived progress toward achieving their career goals. The data were obtained from students who enrolled in the Fall semester of 1998 and Winter 1999. Those students who returned for the Winter semester are referred to as "Continuing" students, while those who did not enroll in the following Winter 1999 semester are categorized as "Non-Returning" students.
- There are six variables of interest in investigating the outcome measure (that students will perceive that they have made progress toward achieving their career goals) These variables include:
 1. **Academic Intent** (that is whether their intent is to Transfer, obtain an Occupational/ Technical (Occ/ Tech) degree, or some Other purpose (e.g. personal enrichment))
 2. **Developmental** (students who enrolled in a developmental course)
 3. **Gender**
 4. **Race** (White, African American, and Other)
 5. **Age** (16-22, 23-29, 30-39, 40+)
 6. **Income** (less than \$30,000, \$30, 000- \$49,999, \$50,000- \$74,999, and \$75,000+)
- Overall, most students felt that they were making moderate progress toward achieving their career goals, regardless of whether or not they returned to OCC. However, a larger percentage of Continuing students (66%) felt that they were making moderate progress than Non-Returning students (49%).
- For Continuing and Non-Returning students, there was virtually no difference across academic intent in terms of perceived progress. A slightly higher percentage of Other Continuing Students (25%) reported significant progress versus Continuing Transfer (21%) and Occupational/ Technical (Occ/Tech) Students (22%).
- Most Continuing students who enrolled in a developmental course reported moderate progress (68%), while only 46% of Non-Returning students who enrolled in a developmental course reported moderate progress.
- Slightly more females (Continuing) reported significant progress (24%) than males (19%), with only 12% of males and females reporting no progress. These differences were not evident for Non-Returning students across gender.
- Among Continuing Students, 28% of African Americans reported making significant progress toward achieving their career goals. This is in contrast to the 14% of Non-Returning African Americans who report significant progress. However, across races, there seems little to no deviation from the overall pattern.
- For Continuing Students between 30-39, 34% report making significant progress, with 40+ Continuing students reporting 28% making significant progress. Only 7% of 40+ Continuing students report no progress perceived. Even Non-Returning students 30-39 (25%) and 40+ (24%) report higher percentages of students indicating significant progress.
- For Continuing Students, there is no difference across income. However, for Non-Returning students, students with less than \$30, 000 report 40% making no progress and 40% moderate progress. Thirty percent (30%) of students with incomes of \$75,000 or greater reported significant progress made.

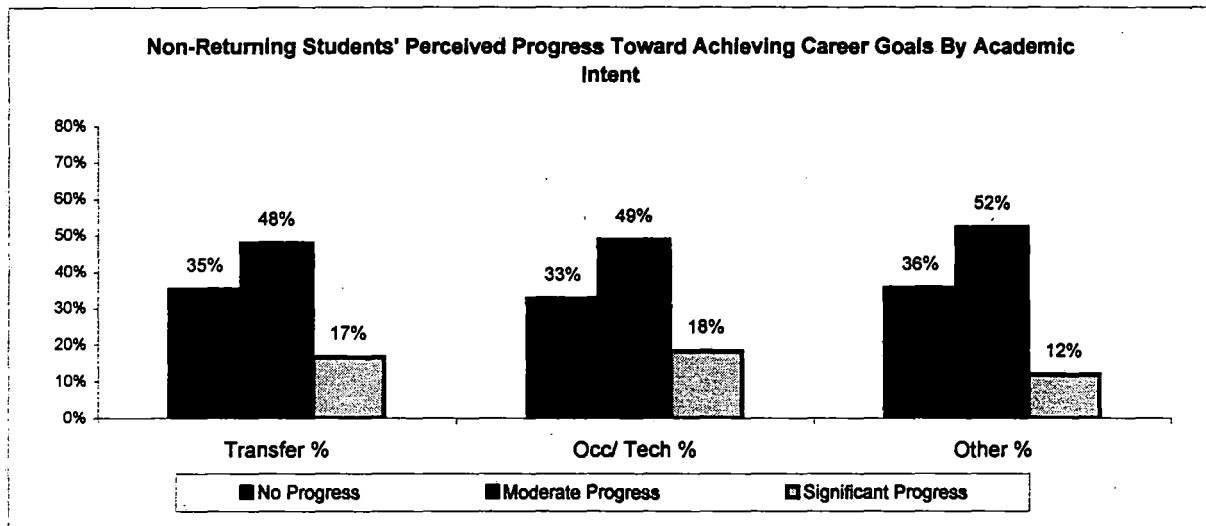
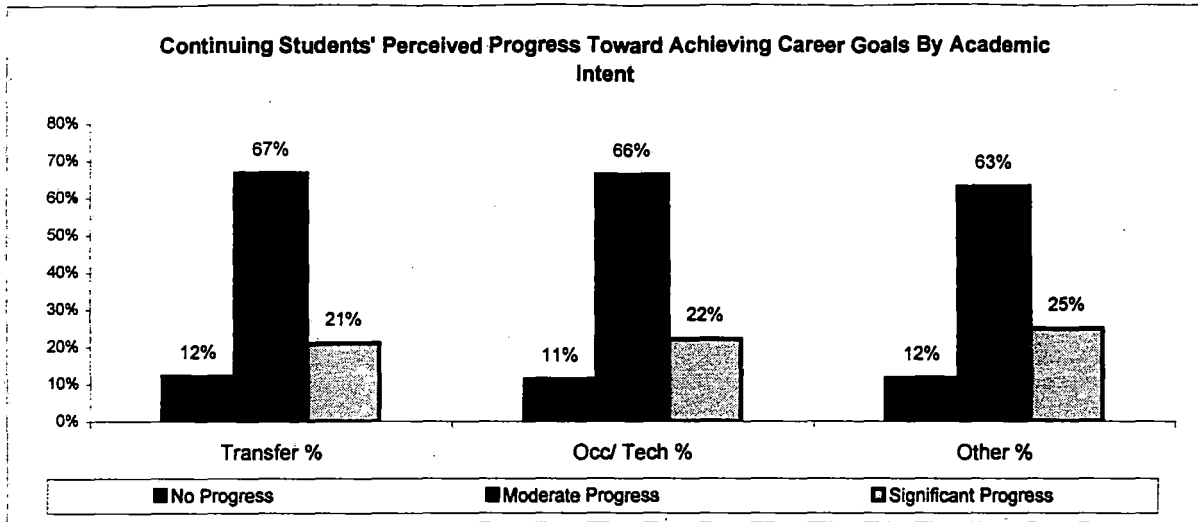
Oakland Community College
College Wide Student Outcomes

Measure #4: Students Will Perceive That They Have Made Progress Toward Achieving Their Career Goals
Report 1



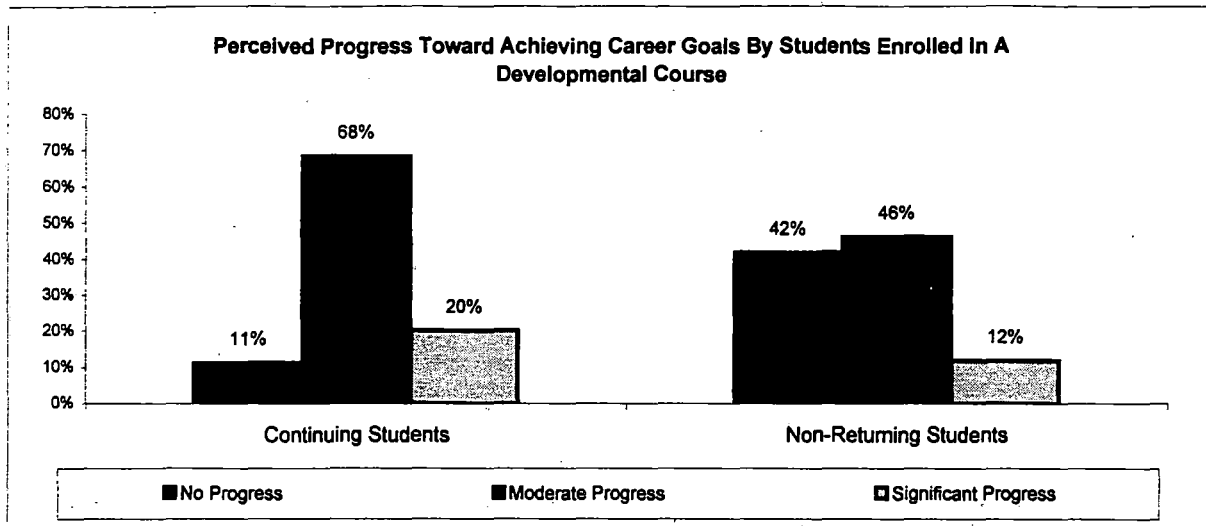
**Oakland Community College
College Wide Student Outcomes**

**Measure #4: Students Will Perceive That They Have Made Progress Toward Achieving Their Career Goals
Report 1**



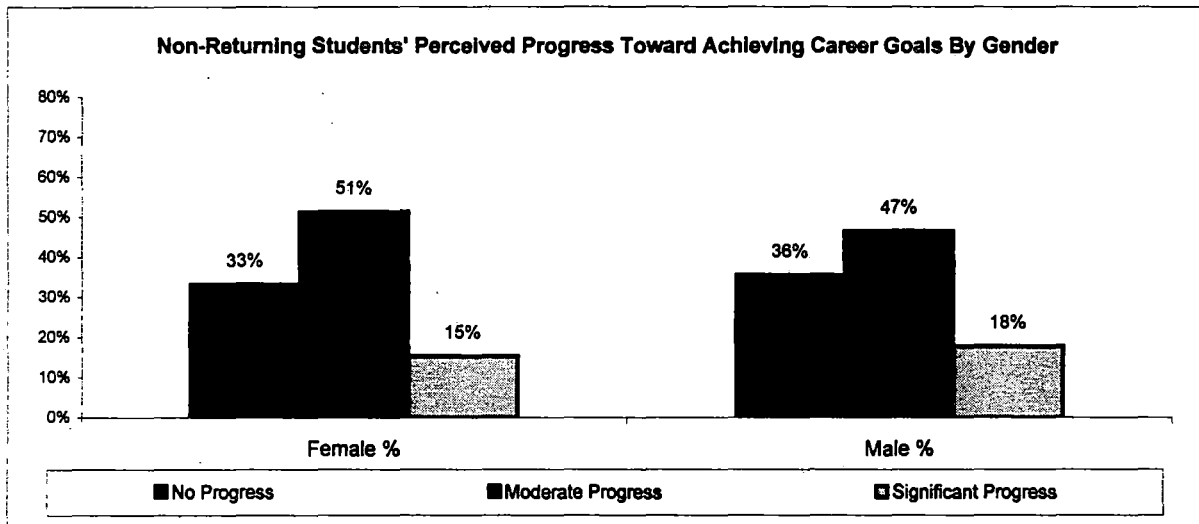
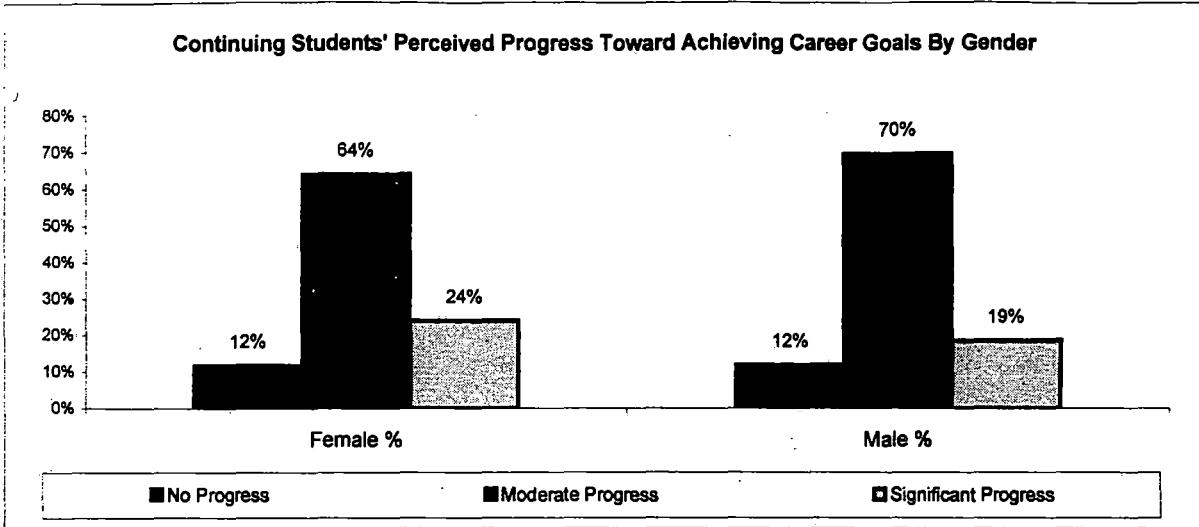
Oakland Community College
College Wide Student Outcomes

Measure #4: Students Will Perceive That They Have Made Progress Toward Achieving Their Career Goals
Report 1



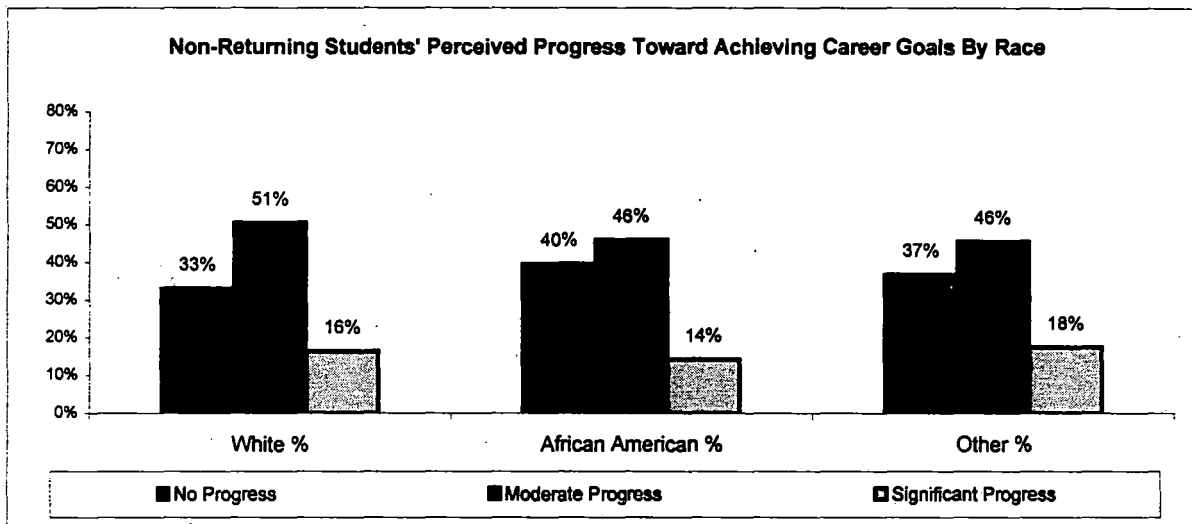
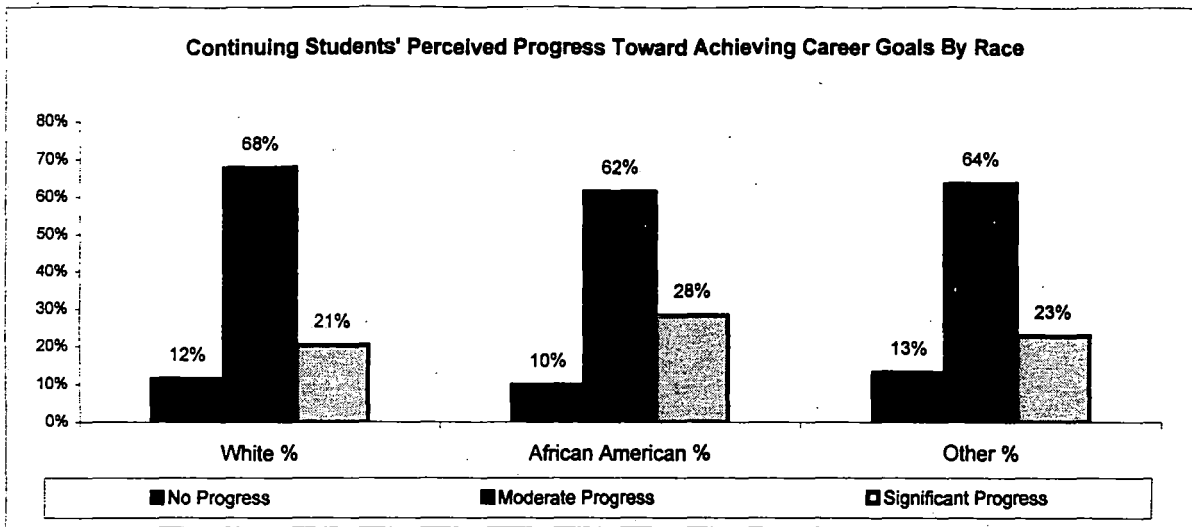
Oakland Community College
College Wide Student Outcomes

Measure #4: Students Will Perceive That They Have Made Progress Toward Achieving Their Career Goals
Report 1



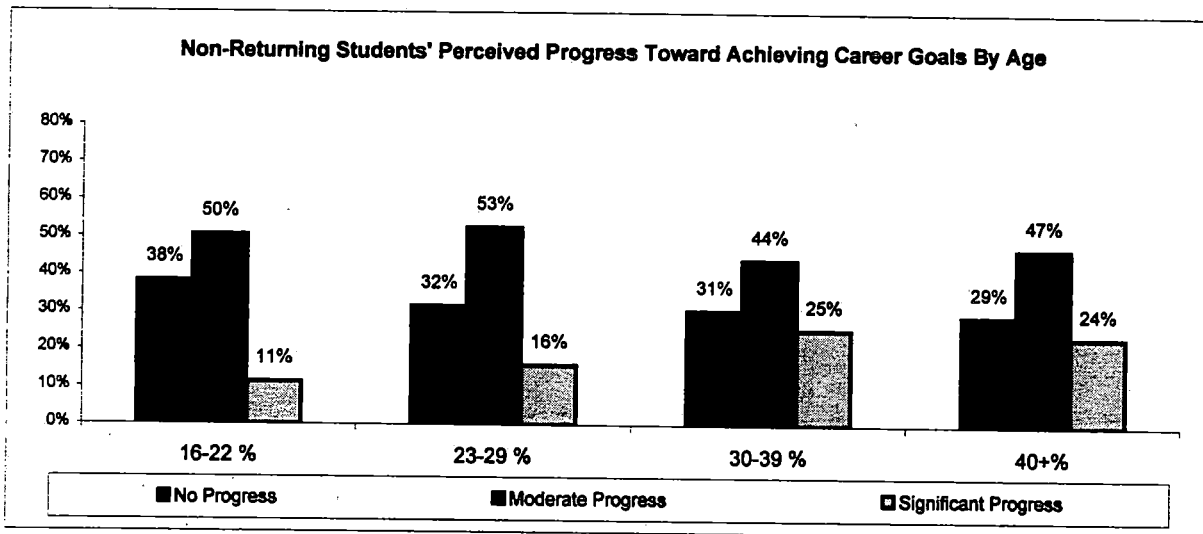
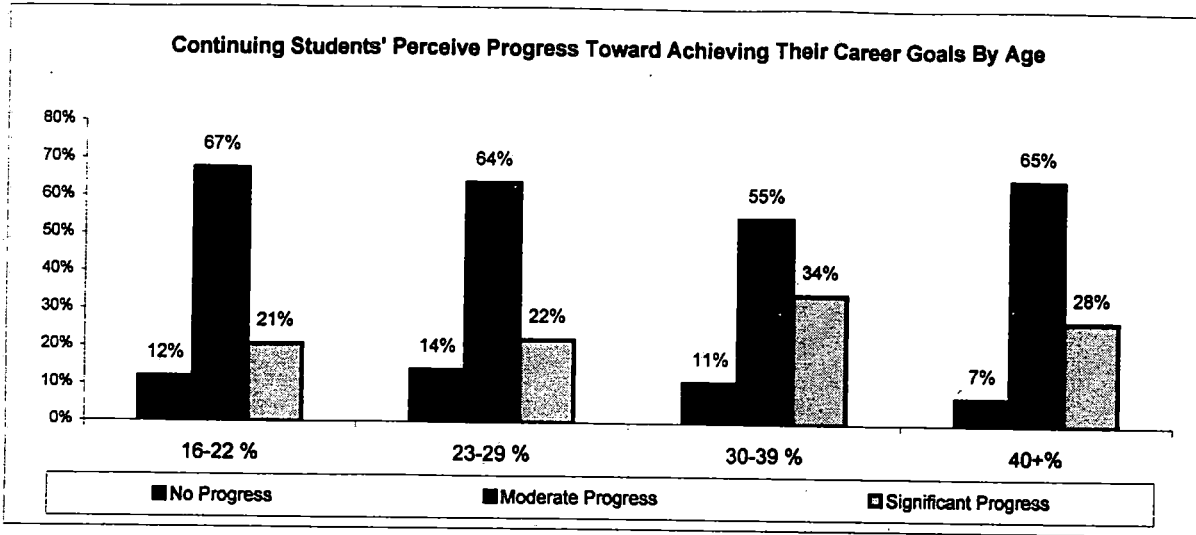
**Oakland Community College
College Wide Student Outcomes**

**Measure #4: Students Will Perceive That They Have Made Progress Toward Achieving Their Career Goals
Report 1**



**Oakland Community College
College Wide Student Outcomes**

**Measure #4: Students Will Perceive That They Have Made Progress Toward Achieving Their Career Goals
Report 1**



**Oakland Community College
College Wide Student Outcomes**

**Measure #4: Students Will Perceive That They Have Made Progress Toward Achieving Their Career Goals
Report 1**

