



OAKLAND
COMMUNITY
COLLEGE

2001-2002 Institutional Effectiveness Transfer Report

Prepared by:

**The Office of Institutional Research
(248) 232-4870
May 2002**

Oakland Community College

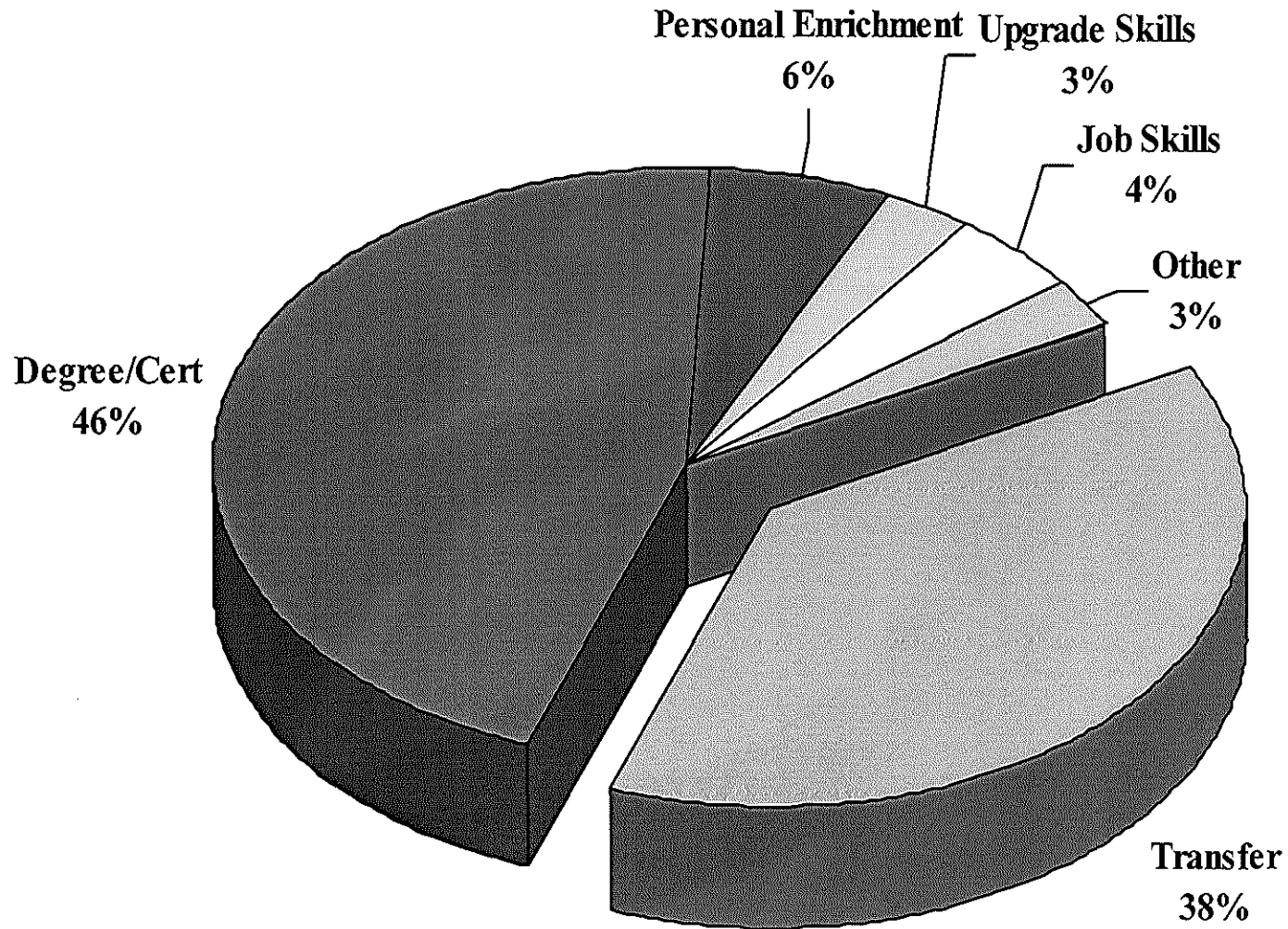
2001/2002 Effectiveness Report on Transfer Students

Table of Contents

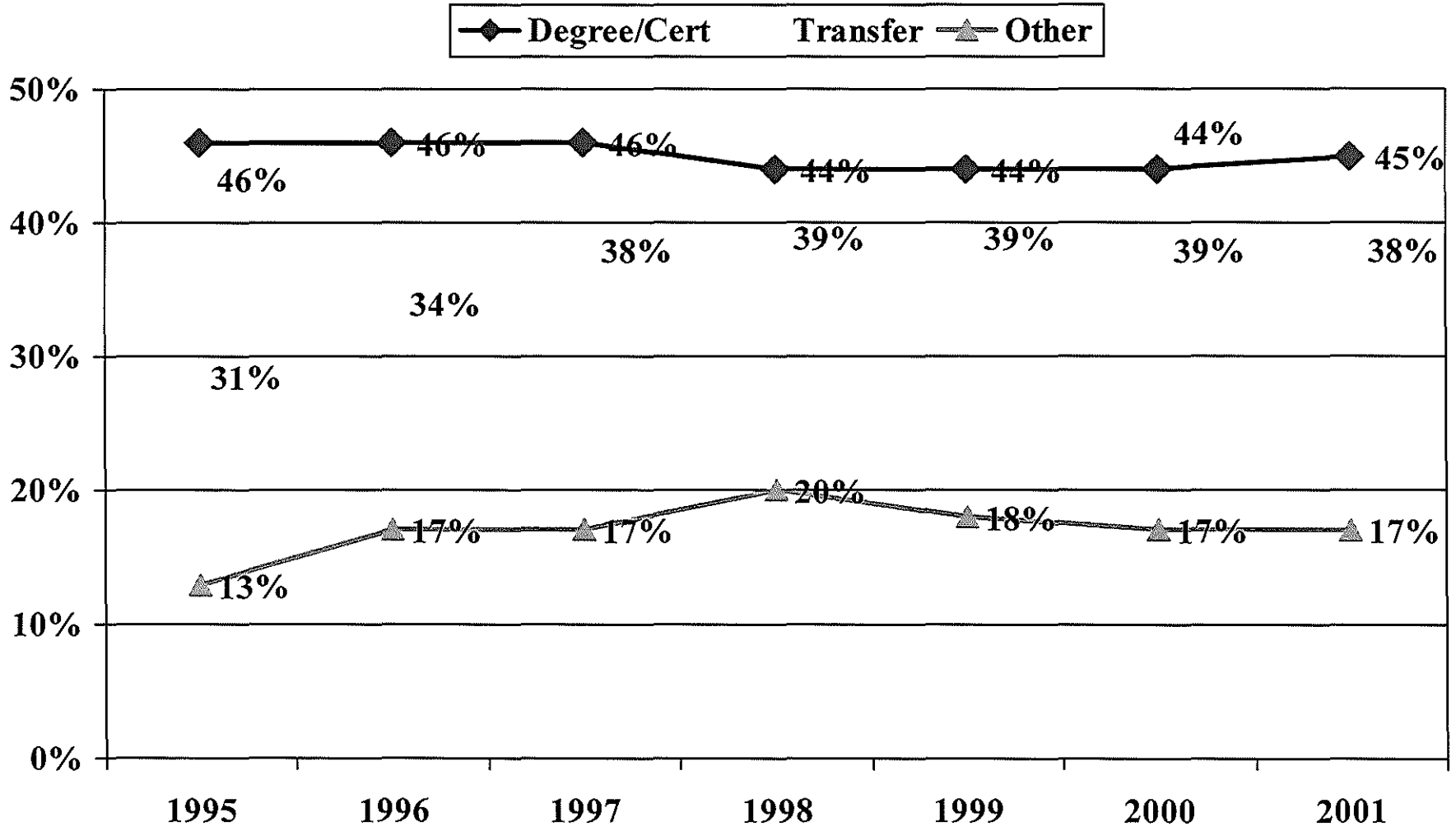
- *Percentage of OCC Students Identifying Educational Goals When Registering for Fall 2001 Courses* pg. 1
- *Trend in Educational Goals of Students Registering for Courses at OCC* pg. 2
- *Trend in Percentage of OCC Graduates Who Have Transferred to a Post-Secondary Institution* pg. 3
- *Institution Where OCC Graduates Were Most Likely to Continue Their Education* pg. 4
- *Non-Returning Student Satisfaction with Academic Preparation for Transfer* pg. 5
- *Graduate Satisfaction with Academic Preparation for Transfer* pg. 6
- *Non-Returning Student Satisfaction with Non-Academic Preparation for Transfer* pg. 7
- *Graduate Satisfaction with Non-Academic Preparation for Transfer* pg. 8
- *Number of Post-Secondary Institutions That Have Formal Articulation Articulation Agreements with OCC* pg.9


Educational Goal

Fall 2001 Registrations---All Students



Trend in Educational Goals Registrations 1995-2001





Articulation Agreements

OCC has 28 formal articulation agreements with 14 area post-secondary institutions.

There are agreements with 7 of the top 15 institutions that OCC graduates choose for continuing their education.

Increasingly colleges are entering into partnerships with private industry, government agencies, and other higher education institutions.

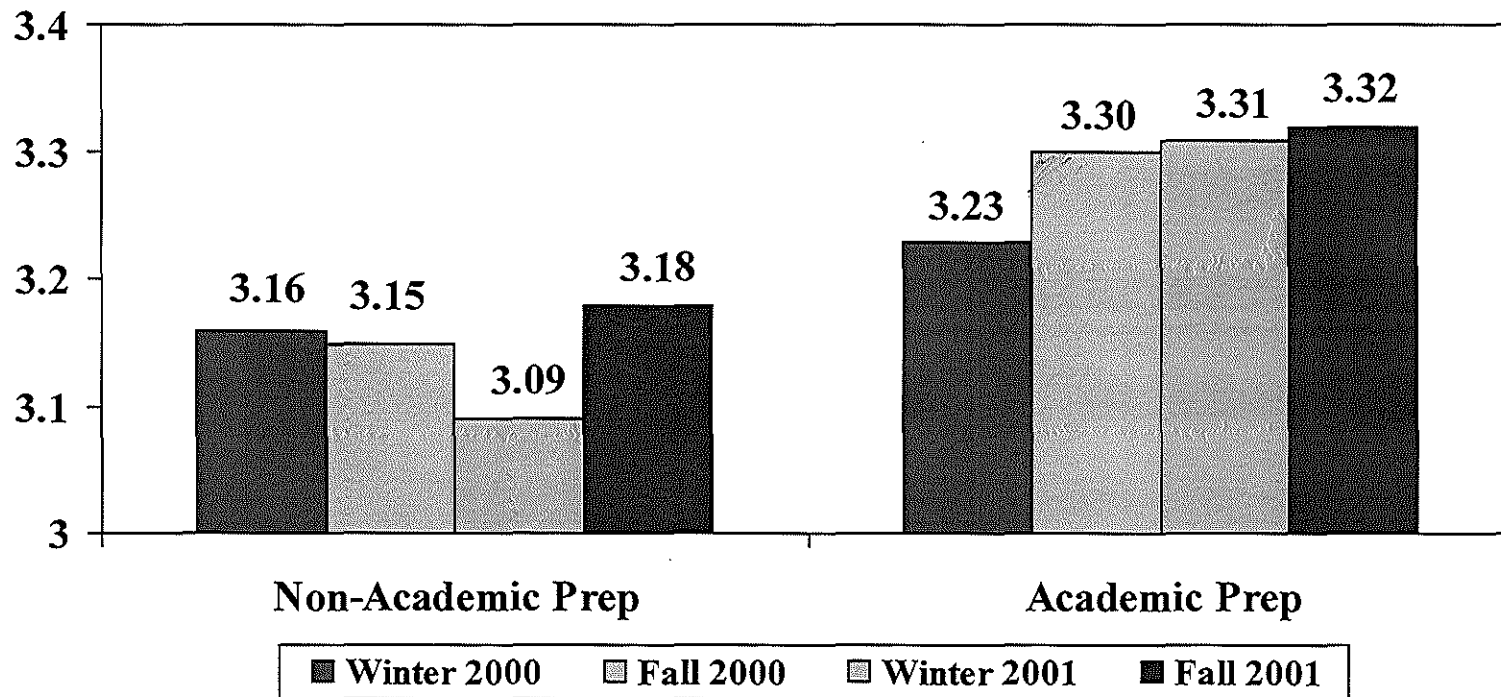
Non-Returning Students Most Likely to Transfer to:

1. Oakland University*
2. Wayne State Univ.*
3. Michigan State Univ.
4. Eastern MI Univ.*
5. Central Michigan U
6. Macomb CC
7. Henry Ford CC
8. Madonna Univ.*
9. Western MI Univ.
10. Baker College
11. Grand Valley State*
12. Kettering Univ.*
13. Lawrence Tech Univ
14. U of M Dearborn*
15. Schoolcraft CC


* articulation agreement

also a primary transfer institution
for OCC graduates

Satisfaction of Students Who Transfer Before Obtaining OCC Degree/Cert



- Satisfaction with Academic Preparation increases the longer students are retained (score is a composite of four items)
- Data collected from non-returning students who transferred to another institution prior to earning an OCC degree/certificate
- Scale 1=Very Dissatisfied, 4=Very Satisfied



1999-00 Graduates Most Likely to Continue Education at:

1. OCC

2. Oakland University*

3. Wayne State Univ.*

4. Eastern MI Univ.*

5. Walsh College

6. U of M Dearborn*

7. Madonna Univ.*

8. U of M Flint*

9. Baker College

10. Central Michigan U

11. U of Detroit Mercy*

12. U of M Ann Arbor

13. Univ. of Phoenix

14. Lawrence Tech Univ

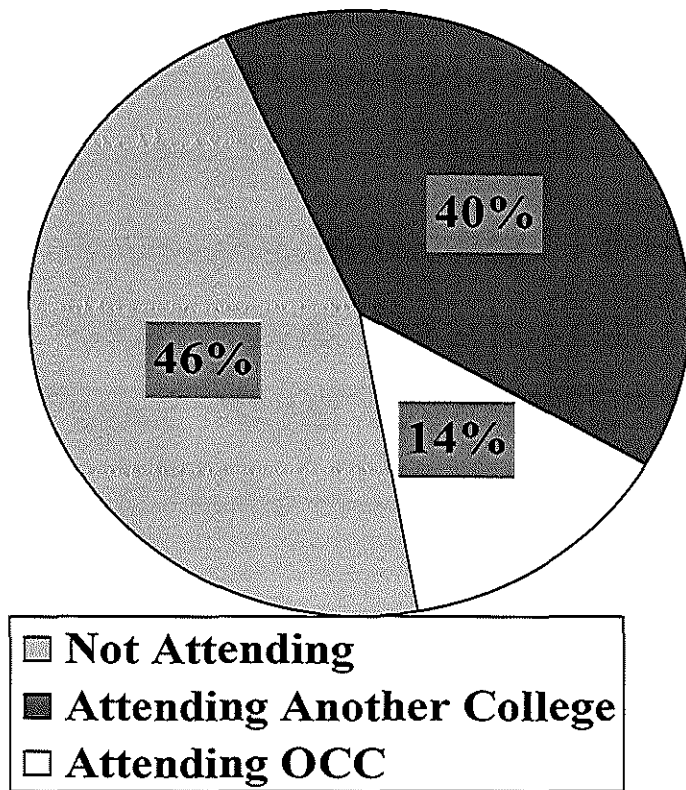
15. Western MI Univ

16. Michigan State Univ.

* articulation agreement

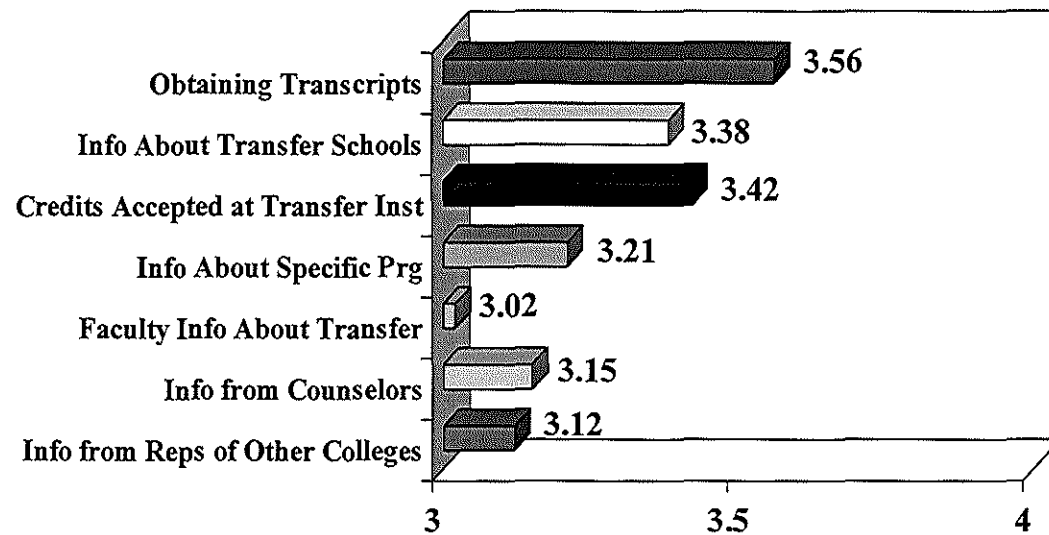
also a primary transfer institution for non-returning students

Continuing Education Trend of 1999/00 OCC Graduates



Reasons for Returning to OCC

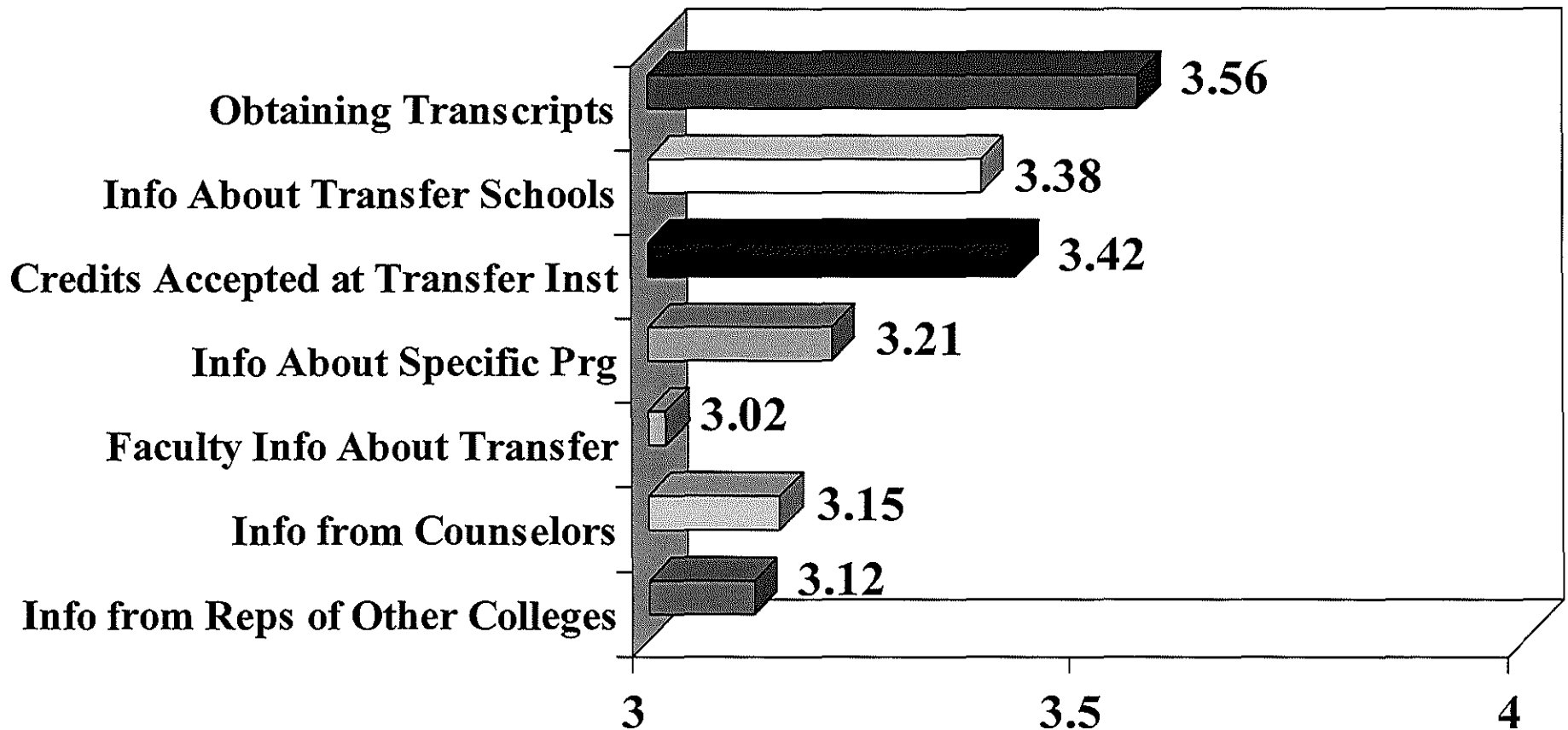
- ✓ 7% Gain Skills to Advance in Current Job
- ✓ 18% Personal Enrichment
- ✓ 10% Gain Skills to find Job in Degree/Cert Field
- ✓ 16% Gain Skills to find Job in Different Field
- ✓ 8 % Gain Skills for Current Job
- ✓ Other Reasons



Non-Academic Preparation for Transfer---Graduate Satisfaction

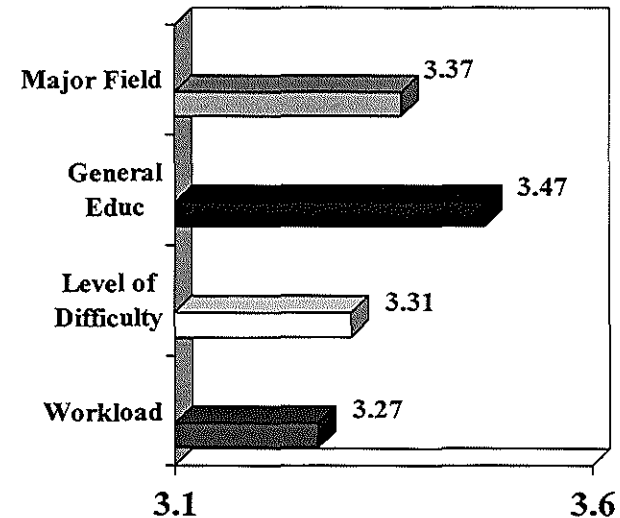
- Graduate Follow-Up Survey revised to include 7 items on non-academic preparation for transfer
 - All items achieved mean scores above the 3.0 Satisfied rating (scale 1=Very Dissatisfied, 2=Dissatisfied, 3=Satisfied, 4=Very Satisfied)
- ↑ Highest Rated Item: Satisfaction with Obtaining Transcripts 3.56
- ↓ Lowest Rated Item: Satisfaction with Faculty Information About Transfer Options 3.02

Non-Academic Preparation for Transfer---Graduate Satisfaction



Scale: 1=Very Dissatisfied, 2=Dissatisfied, 3=Satisfied, 4=Very Satisfied

Academic Preparation for Transfer Graduate Satisfaction



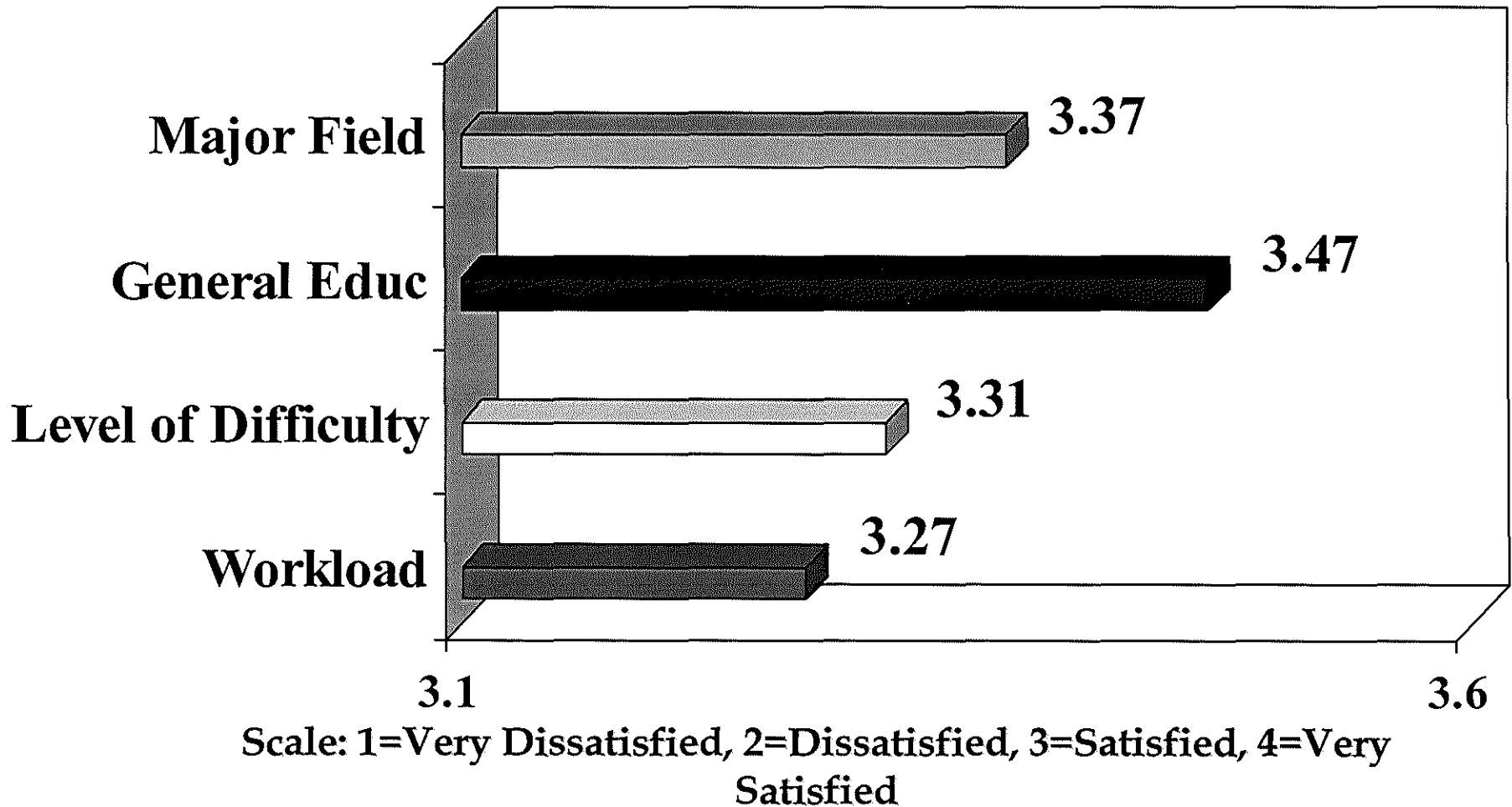
Graduate Follow-Up Survey revised to include 4 items on academic preparation for transfer

All items achieved mean scores above the 3.0 Satisfied rating

↑ Highest Rated Item: Satisfaction with General Education Preparation 3.47

↓ Lowest Rated Item: Satisfaction with Workload Expectations Preparation 3.27

Academic Preparation for Transfer Graduate Satisfaction



Future Improvements To Transfer Institutional Effectiveness Indicators

- Creation of Environmental Scanning Accompaniment—draft 2000/01
- Inclusion of more information on students who transfer prior to obtaining a degree/cert
- Exploration of new data sources to track transfer activity
 - ◆ National Student Loan Clearinghouse
 - ◆ State-wide tracking system
 - ◆ Data exchange with transfer institutions
 - ◆ Possibly keeping a record of transcript requests
- Development of performance-after-transfer measurements

**Copies of the Institutional
Effectiveness Report on Transfer are
available from the presenter**



For additional information, please contact:

Office of Institutional Research

Katherine K. Tucker

(248) 232-4870

kktucker@occ.cc.mi.us