

# 2012 CCSSE RESULTS

**Prepared by the Office of Institutional Research  
Presented to OCC Academic Senate  
December 2012**

**Zheng Wang  
Research Analyst**

## CCSSE at OCC

- Conducted at OCC in 2005, 2009 and 2012
- Helps OCC understand how we compare to peer institutions.
- In-class survey with randomly selected sections.
- Response rate – 2005 (73%), 2009 (69%) and 2012 (79%)

# CCSSE Key Findings - Benchmarks

*“Benchmarks are groups of conceptually related items that address key areas of student engagement.”*

*Active and Collaborative Learning*

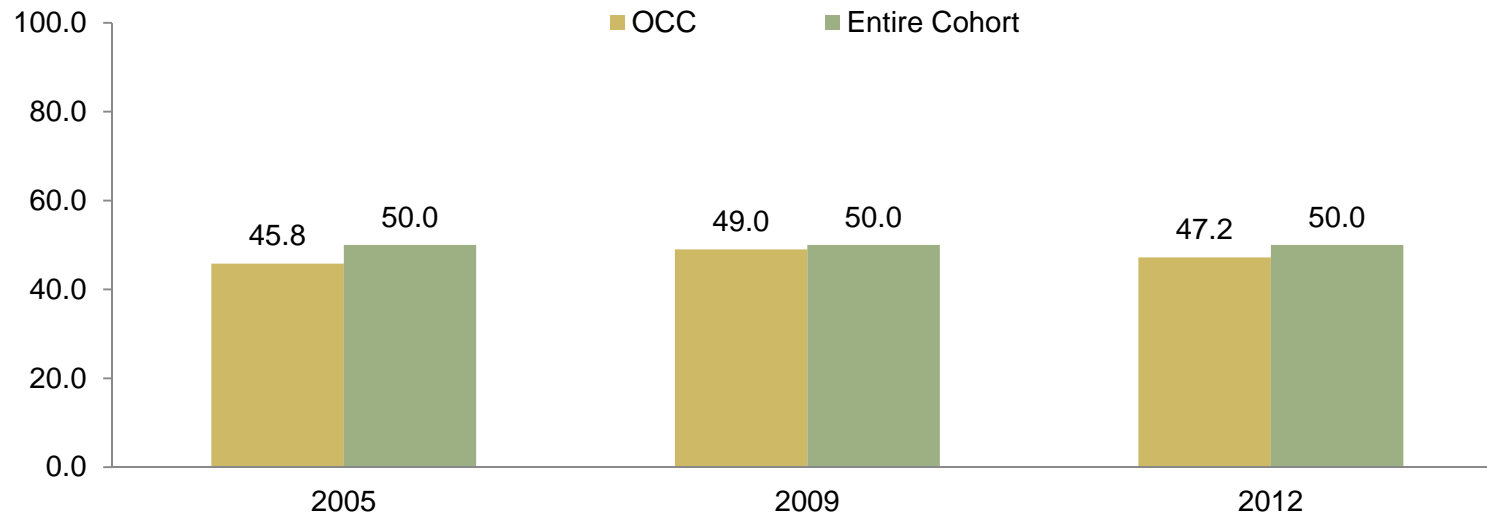
*Student Effort*

*Academic Challenge*

*Student-Faculty Interaction*

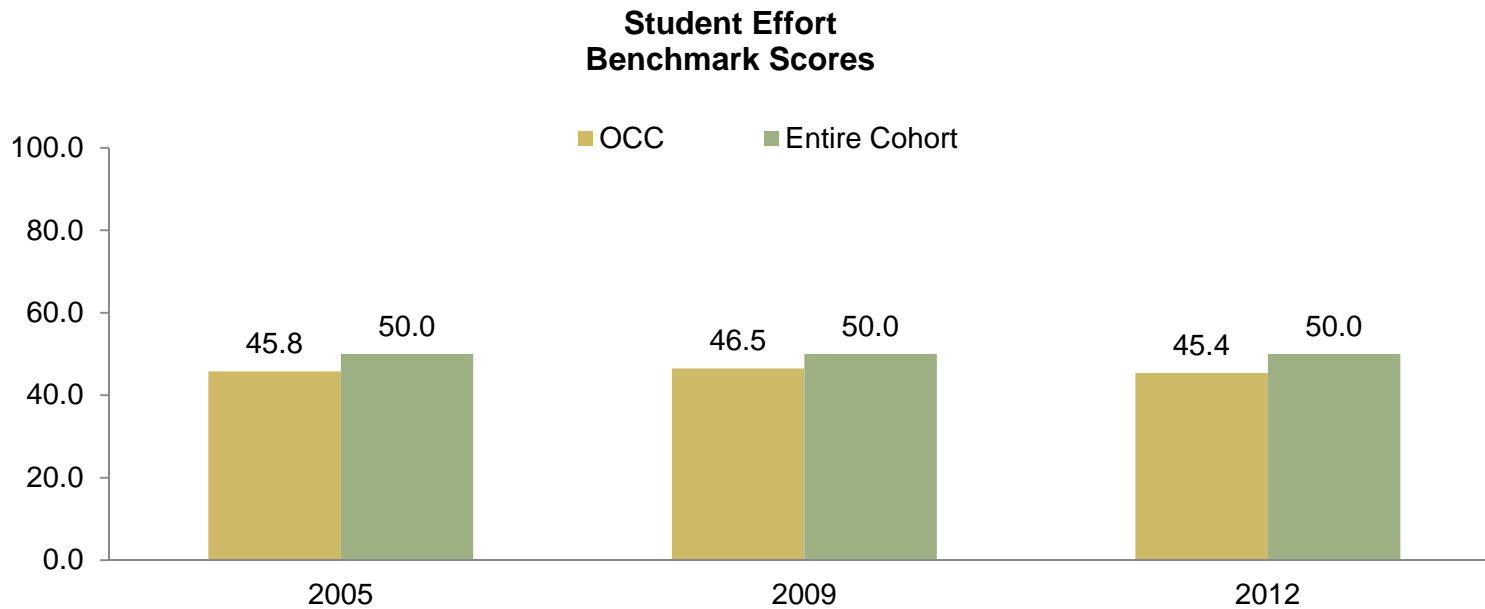
*Support for Learners*

### Active and Collaborative Learning Benchmark Scores



#### Questions comprise the Active and Collaborative Learning benchmark:

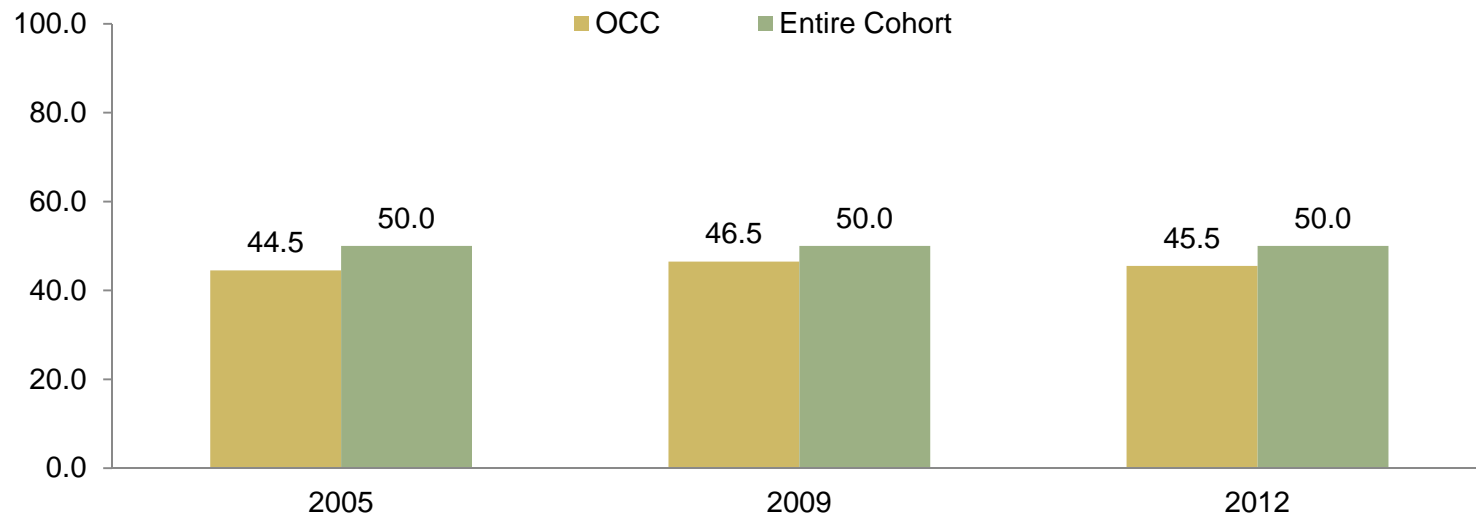
- 4a. How often have you asked questions in class or contribute to class discussions?
- 4b. How often have you made a class presentation?
- 4f. How often have you worked with other students on projects during class?
- 4g. How often have you worked with classmates outside of class to prepare class assignments?
- 4h. How often have you tutored or taught other students (paid or voluntary)?
- 4i. How often have you participated in a community-based project as a part of a regular course?
- 4r. How often have you discussed ideas from your readings or classes with others outside of class (students, family members, co-workers, etc.)?



**Questions comprise the Student Effort benchmark:**

- 4c. Prepared two or more drafts of a paper or assignment before turning it in
- 4d. Worked on a paper or project that required integrating ideas or information from various sources
- 4e. Came to class without completing readings or assignments
- 6b. Number of books read on your own (not assigned) for personal enjoyment or academic enrichment
- 10a. Preparing for class (studying, reading, writing, rehearsing, doing homework, or other activities related to your program)
- 13d1. Frequency: Peer or other tutoring
- 13e1. Frequency: Skill labs (writing, math, etc.)
- 13h1. Frequency: Computer lab

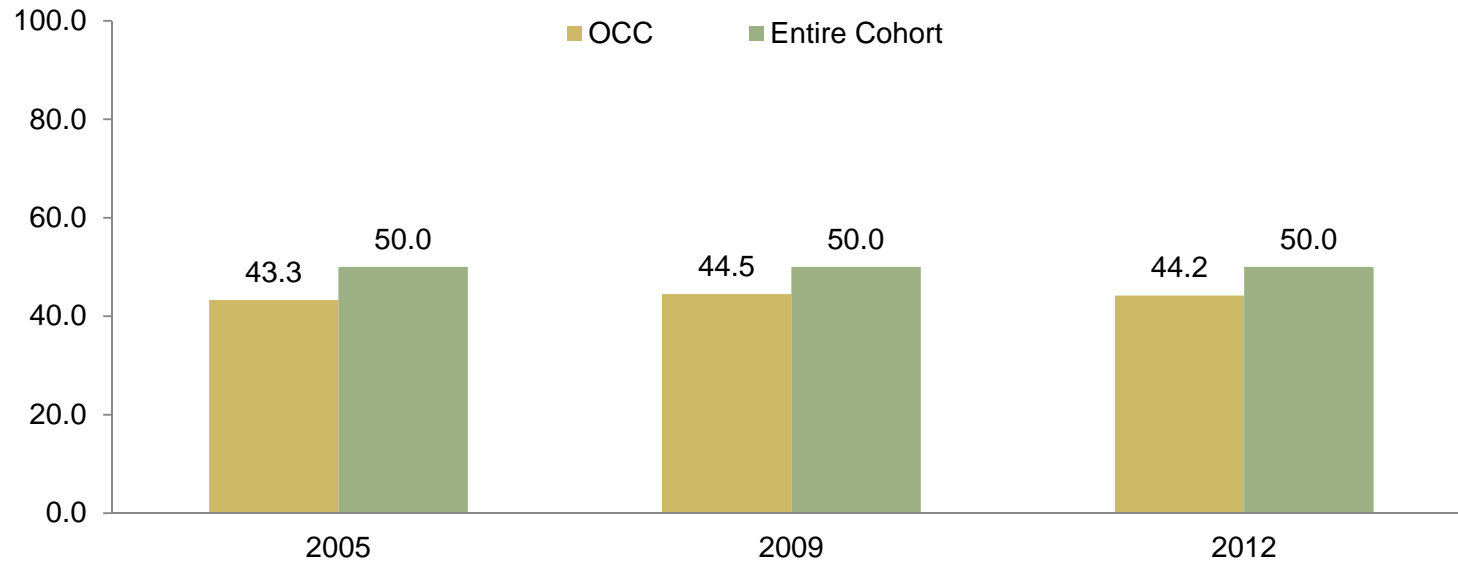
### Academic Challenge Benchmark Scores



#### Questions comprise the Academic Challenge benchmark:

- 4p. Worked harder than you thought you could to meet an instructor's standards or expectations
- 5b. Analyzing the basic elements of an idea, experience, or theory
- 5c. Synthesizing and organizing ideas, information, or experiences in new ways
- 5d. Making judgments about the value or soundness of information, arguments, or methods
- 5e. Applying theories or concepts to practical problems or in new situations
- 5f. Using information you have read or heard to perform a new skill
- 6a. Number of assigned textbooks, manuals, books, or book-length packs of course readings
- 6c. Number of written papers or reports of any length
- 7. Mark the box that best represents the extent to which your examinations during the current school year have challenged you to do your best work at OCC
- 9a. Encouraging you to spend significant amounts of time studying

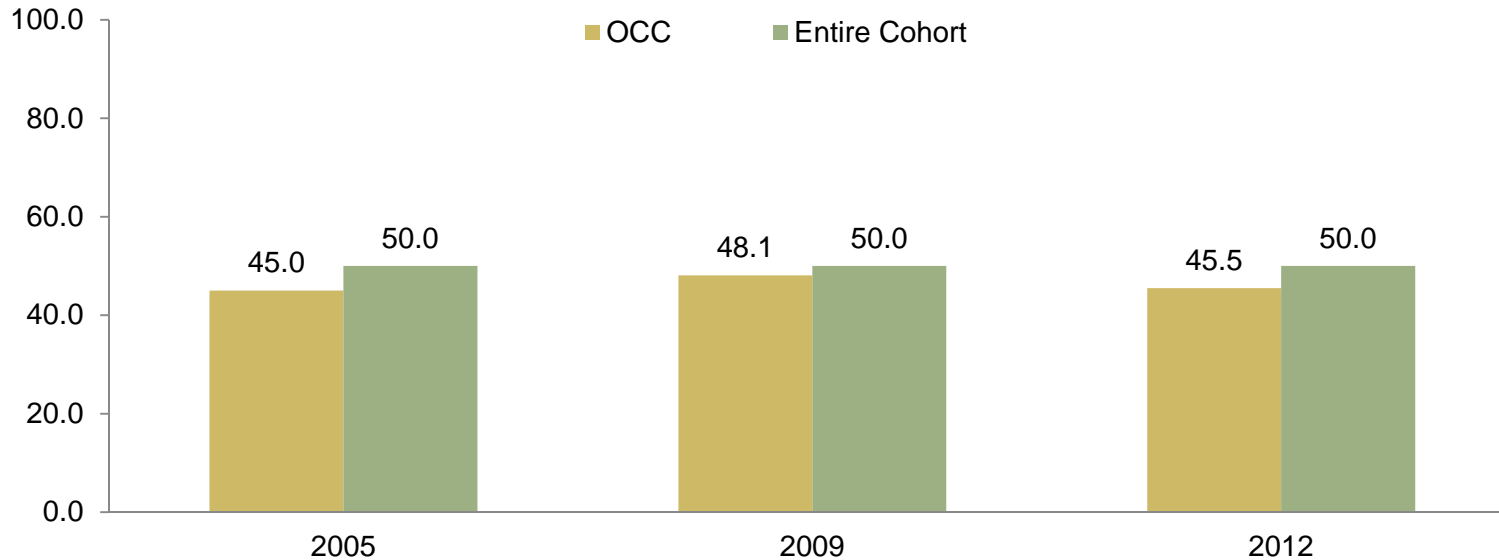
### Student-Faculty Interaction Benchmark Scores



#### Questions comprise the Student-Faculty Interaction benchmark:

- 4k. Used email to communicate with an instructor
- 4l. Discussed grades or assignments with an instructor
- 4m. Talked about career plans with an instructor or advisor
- 4n. Discussed ideas from your readings or classes with instructors outside of class
- 4o. Received prompt feedback (written or oral) from instructors on your performance
- 4q. Worked with instructors on activities other than coursework

### Support for Learners Benchmark Scores

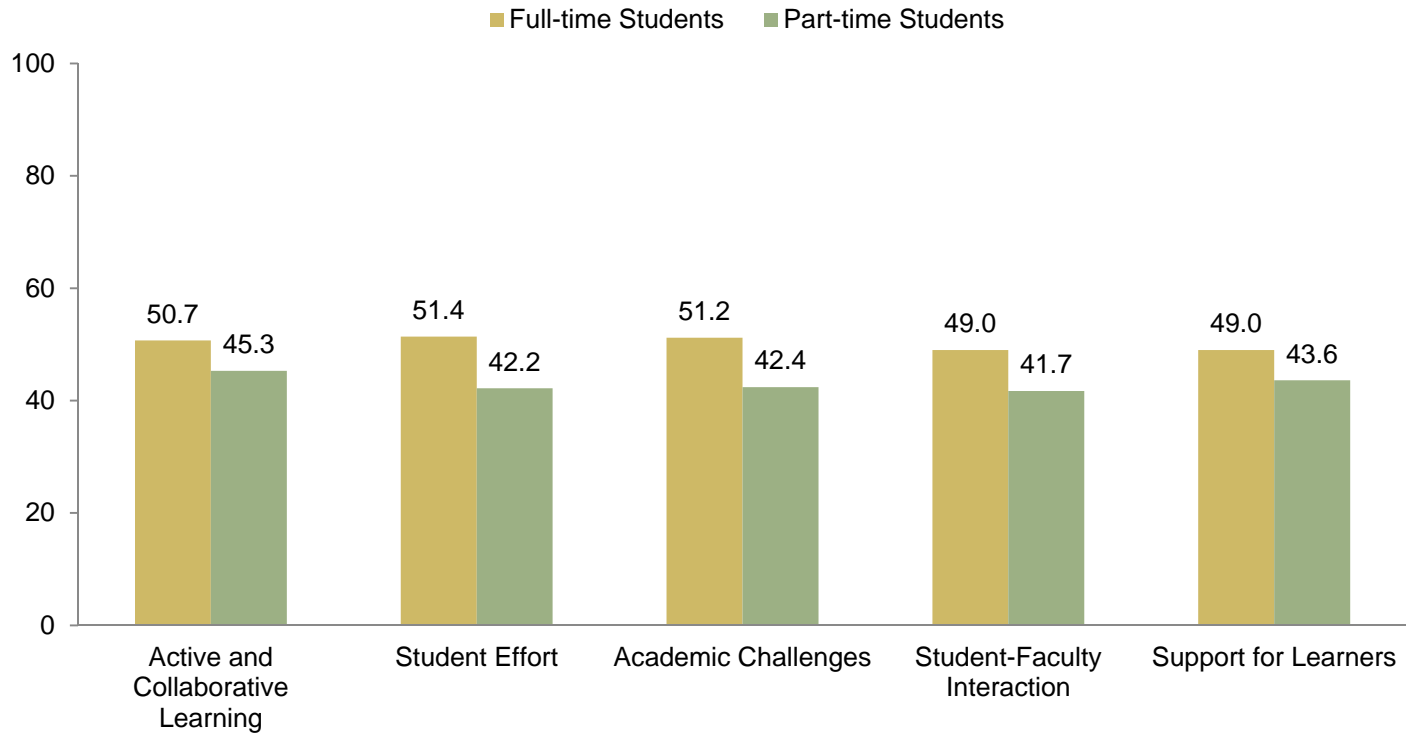


#### Questions comprise the Support for Learners benchmark:

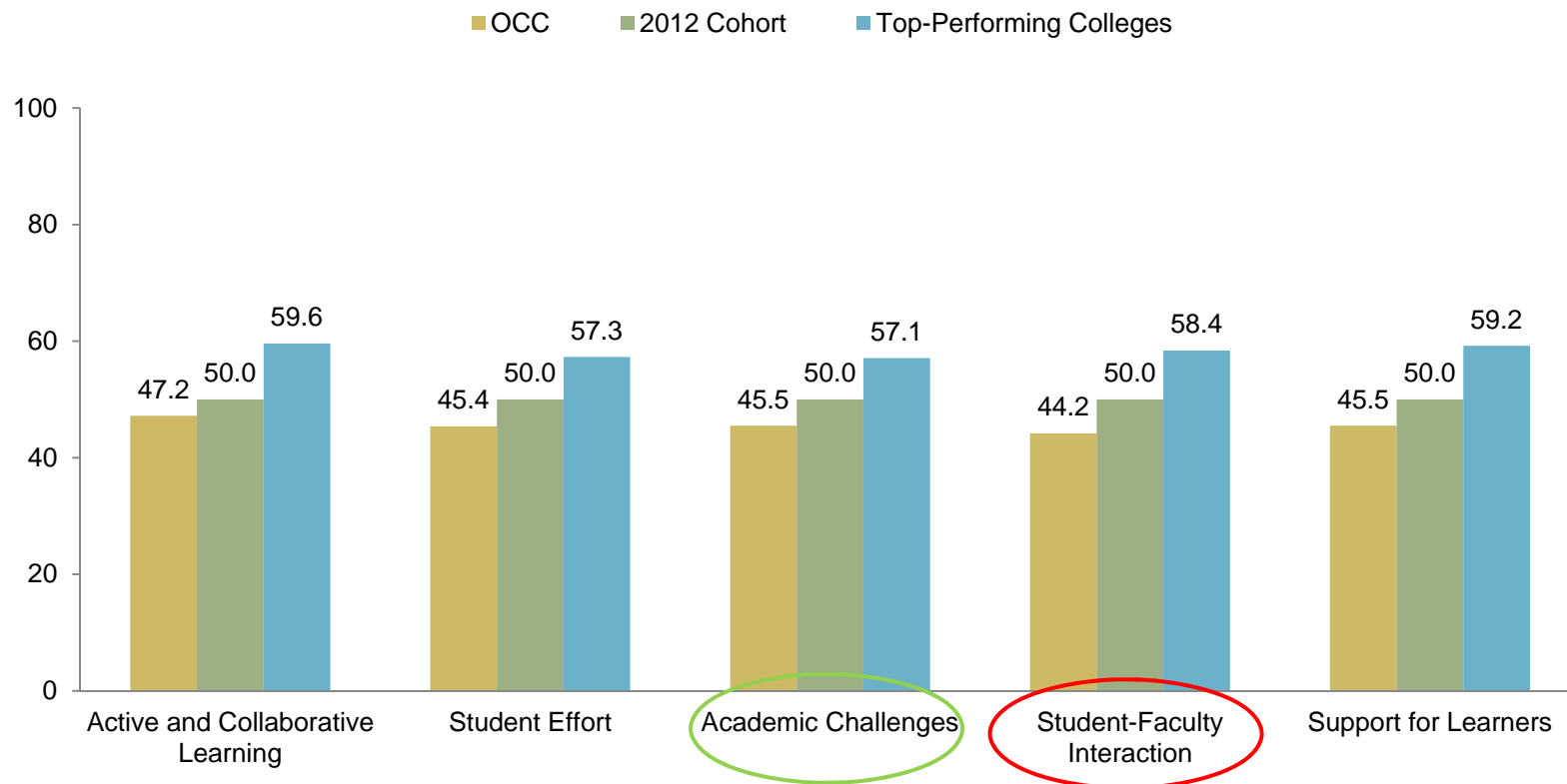
- 9b. Providing the support you need to help you succeed at OCC
- 9c. Encouraging contact among students from different economic, social, and racial or ethnic backgrounds
- 9d. Helping you cope with your non-academic responsibilities (work, family, etc.)
- 9e. Providing the support you need to thrive socially
- 9f. Providing the financial support you need to afford your education
- 13a1. Frequency: Academic advising/planning
- 13b1. Frequency: Career counseling



## 2012 OCC Benchmark Scores Full-time vs. Part-time



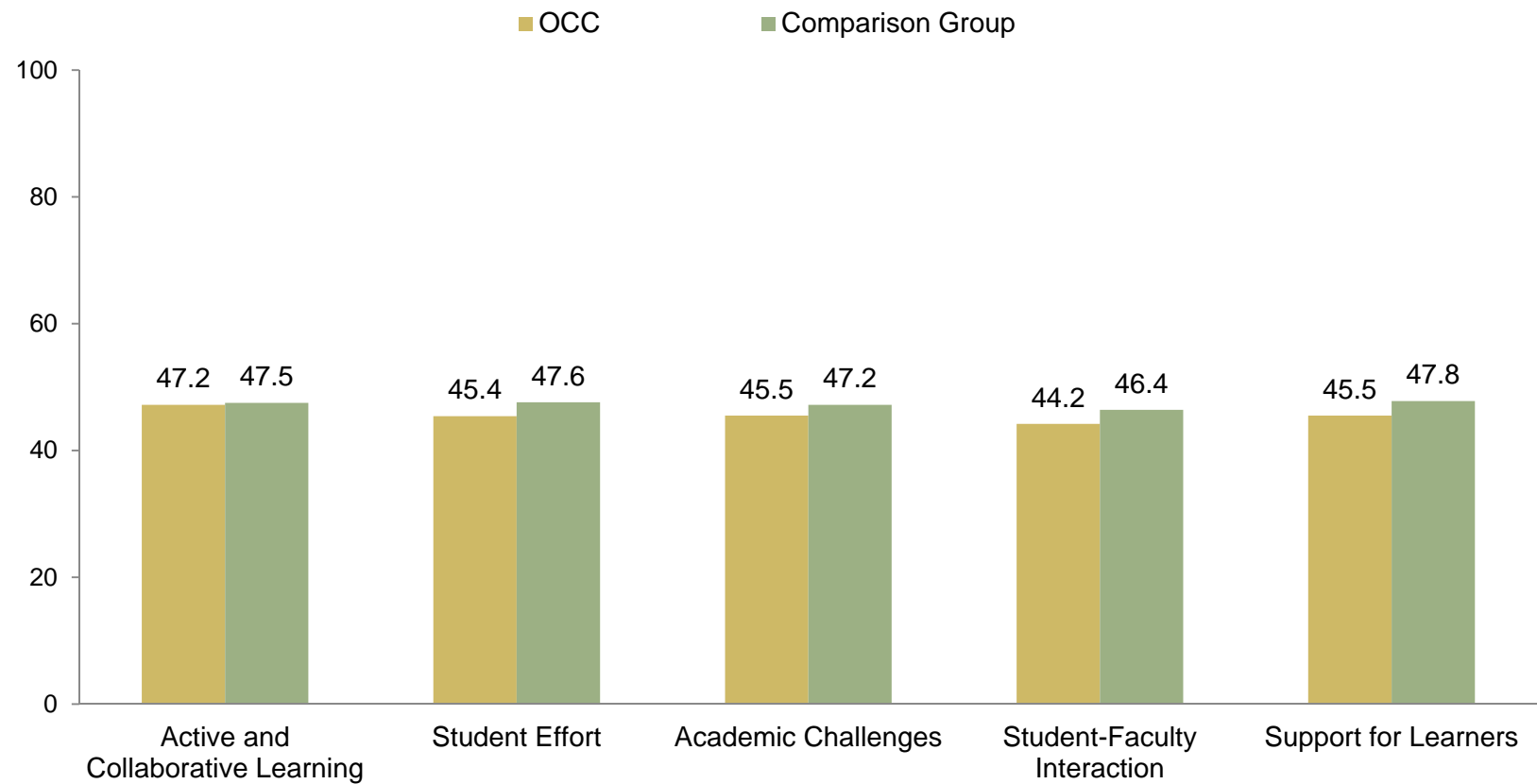
## 2012 Benchmark Scores OCC vs. Top-Performing Colleges



## CCSSE Comparison Group 2012

	<b>College</b>	<b>City</b>	<b>State</b>
1	Grand Rapids Community College	Grand Rapids	MI
2	Lansing Community College	Lansing	MI
3	Macomb Community College	Clinton Township	MI
4	Lone Star College	Cyfair	TX
5	Lone Star College	Kingwood	TX
6	Lone Star College	Montgomery	TX
7	Lone Star College	North Harris	TX
8	Lone Star College	Tomball	TX
9	Pima Community College	Tucson	AZ
10	Tarrant County College District	Fort Worth	TX

## 2012 Benchmark Scores OCC vs. Comparison Group



## Aspects of Highest Student Engagement (OCC vs. 2012 Cohort)

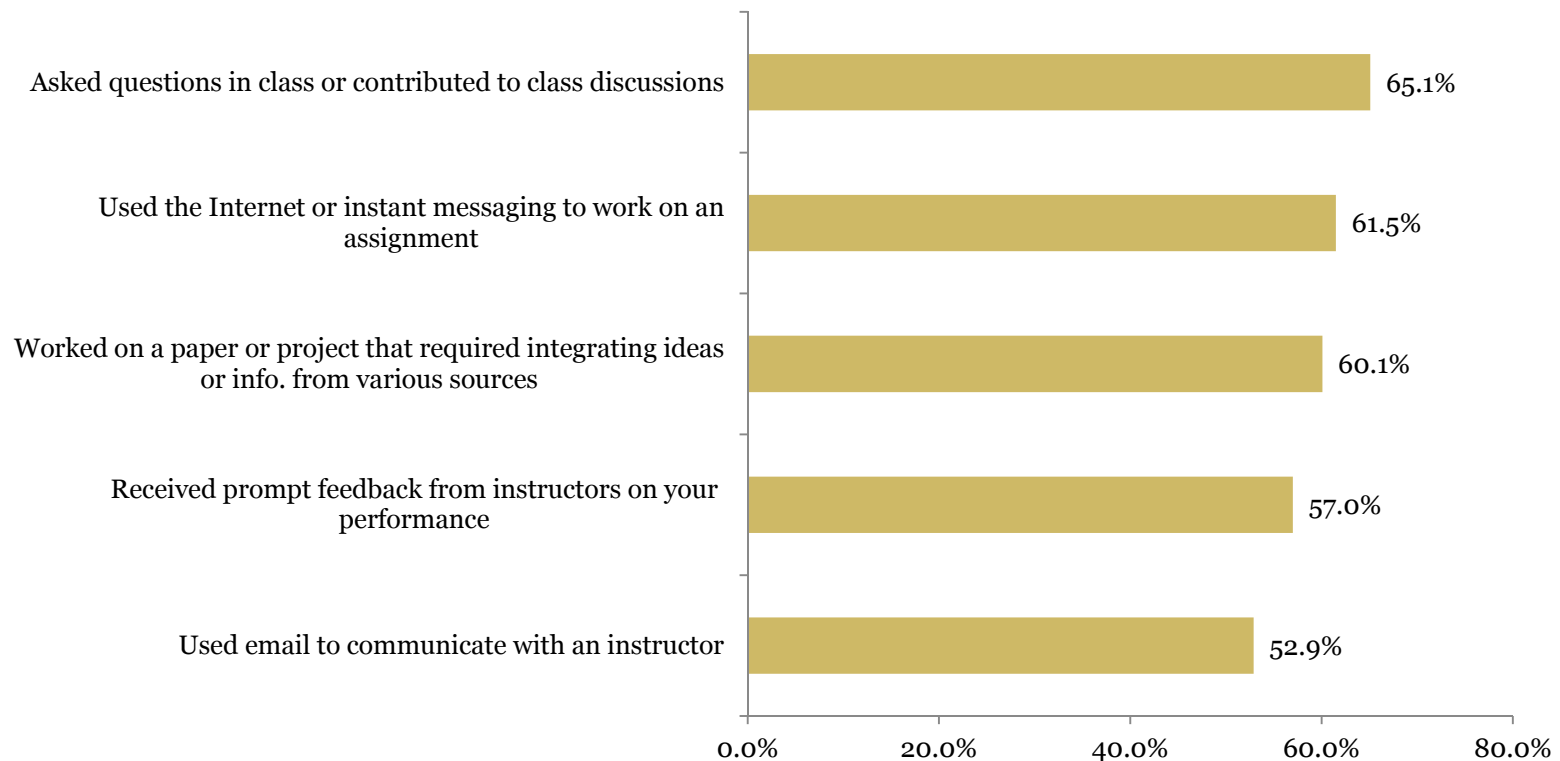
Items	OCC	2012 CCSSE Cohort
<i>You never come to class without completing readings or assignments.</i>	35.6%	34.1%
<i>This college emphasized analyzing the basic elements of an idea, experience, or theory quite a bit/very much.</i>	70.1%	69.1%
<i>During the current school year, you have read 5 or more books on your own for personal enjoyment or academic enrichment.</i>	24.3%	23.9%
<i>You sometimes/often use career counseling at this college.</i>	32.5%	28.8%
<i>You sometimes/often use peer or other tutoring at this college.</i>	30.2%	28.4%

## Aspects of Lowest Student Engagement (OCC vs. 2012 Cohort)

Items	OCC	2012 CCSSE Cohort
<i>During this current school year, you have talked about career plans with an instructor or advisor often/very often.</i>	20.6%	27.5%
<i>This college emphasize helping you cope with your non-academic responsibilities quite a bit/very much.</i>	19.8%	27.1%
<i>You spend 11 or more hours in a typical 7-day week preparing for class.</i>	22.5%	29.3%
<i>You sometimes/often use skill labs (writing, math, etc.) at this college.</i>	34.2%	41.4%
<i>You sometimes/often use the computer lab at this college.</i>	53.2%	62.8%

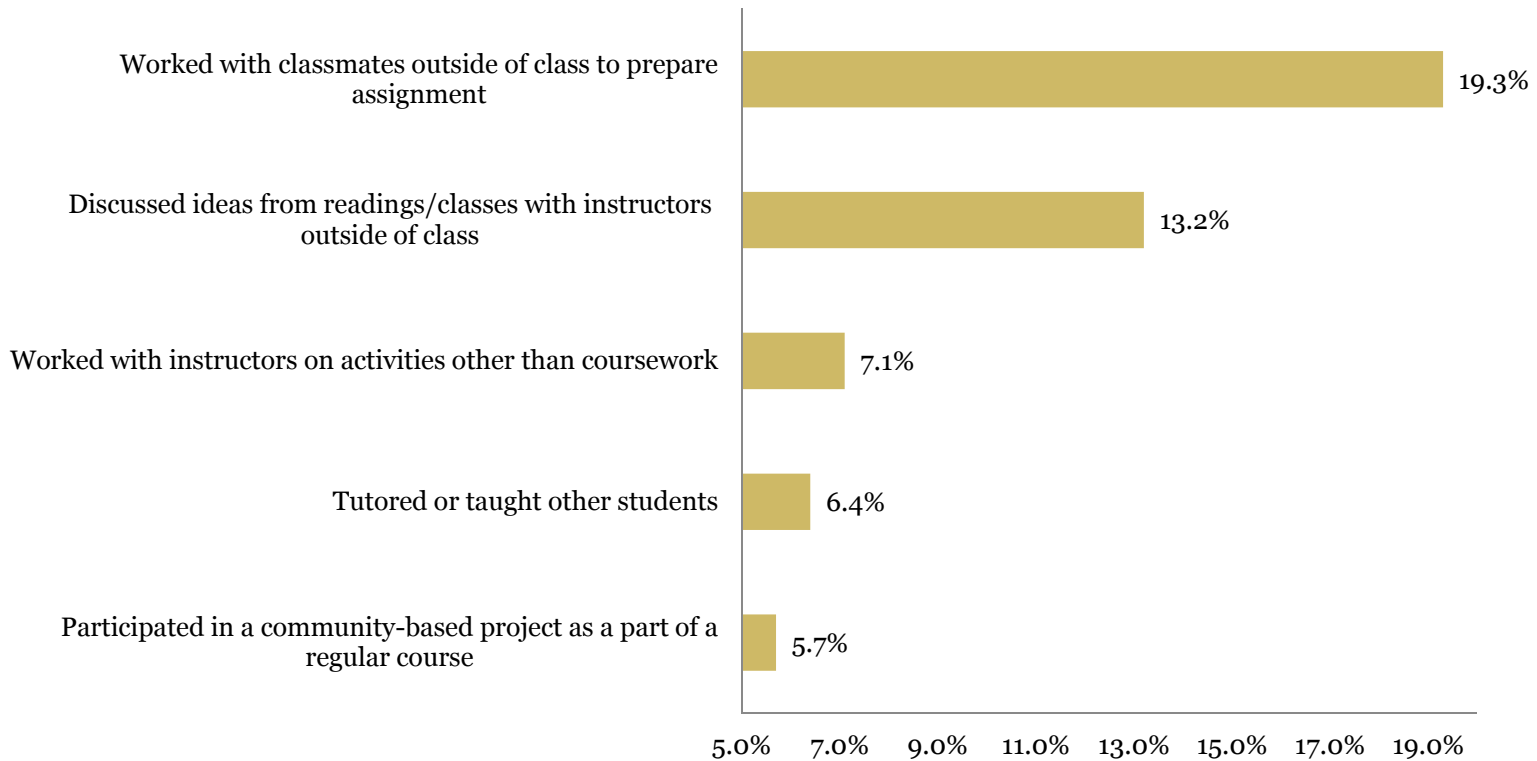
# Aspects of Highest Student Engagement (2012 OCC Results)

## Have Done Often/Very Often



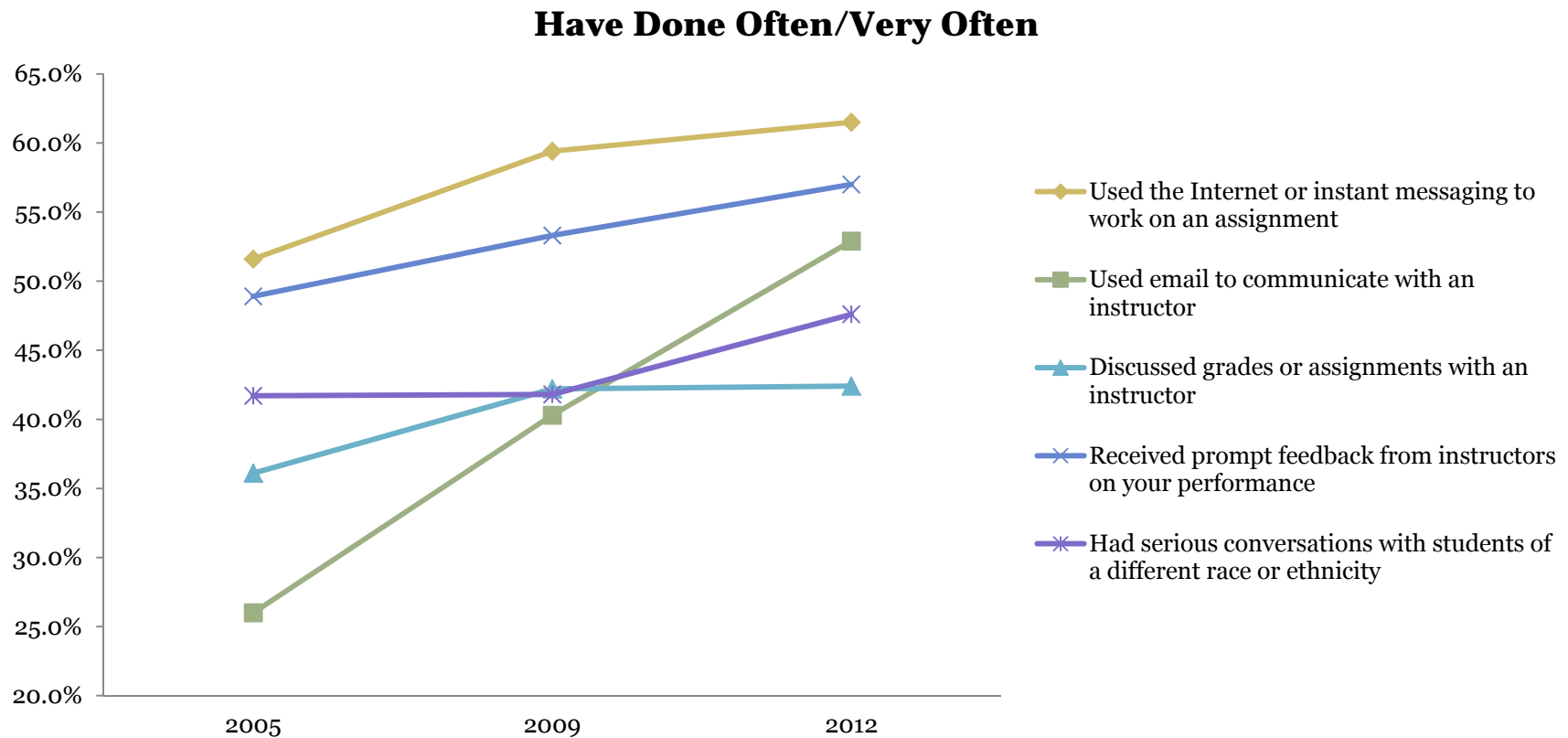
# Aspects of Lowest Student Engagement (2012 OCC Results)

## Have Done Often/Very Often





# Aspects of Increasing Student Engagement (2005-2012)



## Next Steps

- NewswIRthy
- Data Dialogue – Benchmarking
- Make results available on IR website

# Thank you for your time!

- For more information, contact:
  - Nancy Showers, ext. 4731
  - Zheng Wang, ext. 4509
- For more information about CCSSE – [www.ccsse.org](http://www.ccsse.org)
- **IR Website:**  
<http://infomart.oaklandcc.edu/IR/CCSSE.aspx>