

# Institutional Research Report

Paralegal Student Benchmark Report  
2003

Final Report



OAKLAND  
COMMUNITY  
COLLEGE



OAKLAND  
COMMUNITY  
COLLEGE

**Paralegal Student Benchmark Report  
2003**

***Final Report***

**Requested by  
Program Marketing Team  
Martin Orłowski**

**Prepared by:  
The Office of Institutional Research  
Mark Woods  
February 2004**

**Table of Contents**

**Purpose.....3**

**Method.....3**

**Summary.....3**

**Chart 1 – Previous Session Attended at OCC.....4**

**Chart 2 – First Time in Any College (FTIAC).....4**

**Chart 3 – Educational Intent.....4**

**Chart 4 – Demographics – Gender.....5**

**Chart 5 – Demographics – Age .....5**

**Chart 6 – Demographics – Race and Ethnicity.....6**

### **Purpose of the Study**

The purpose of this study is to determine how many new students at OCC yielded a curriculum code of PLG for the 2003 calendar year.

### **Method**

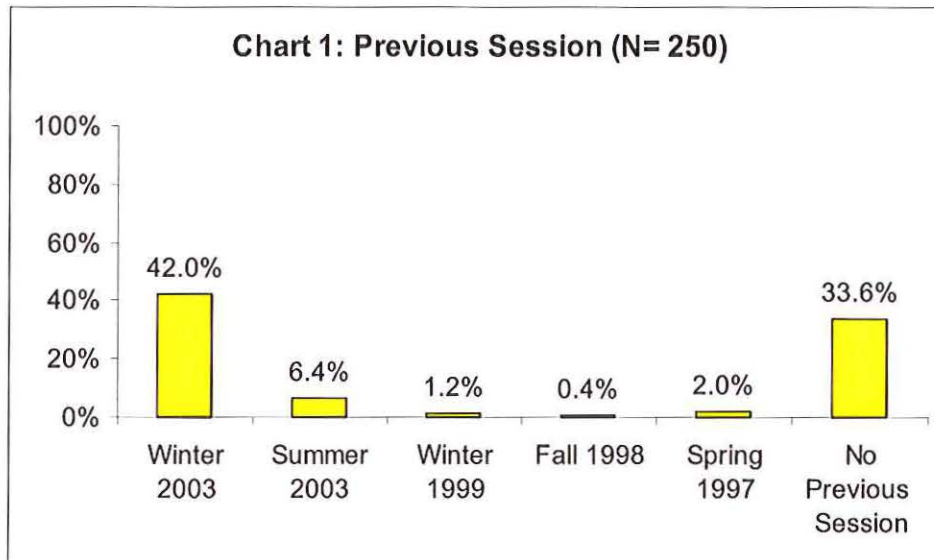
The data used in this study were extracted from End of Session data comprised of the following terms: Winter 2003, Spring 2003, Summer 2003, and Fall 2003.

### **Summary**

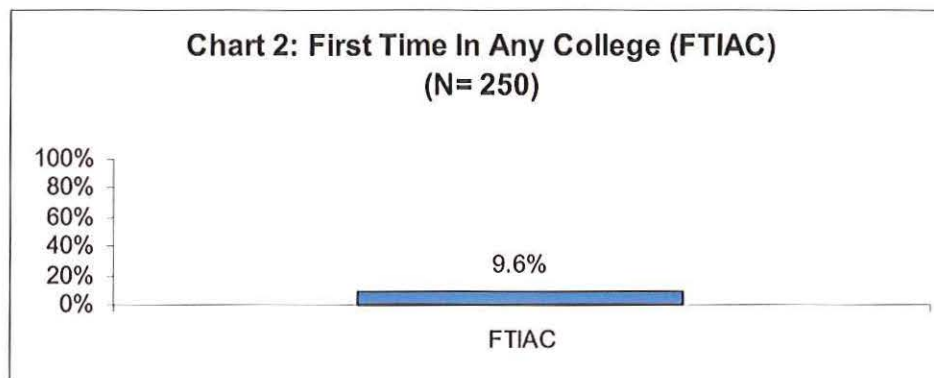
In summary, the sample consisted of 250 PLG students, 24 of whom had never previously attended OCC (or any other college). The data indicate that PLG students were more likely to maintain the following attributes:

- Educational goal of obtaining an OCC degree or certificate (63.9%);
- Female (87.4%);
- 40 years old or higher (30.0%);
- Caucasian (70.1%).

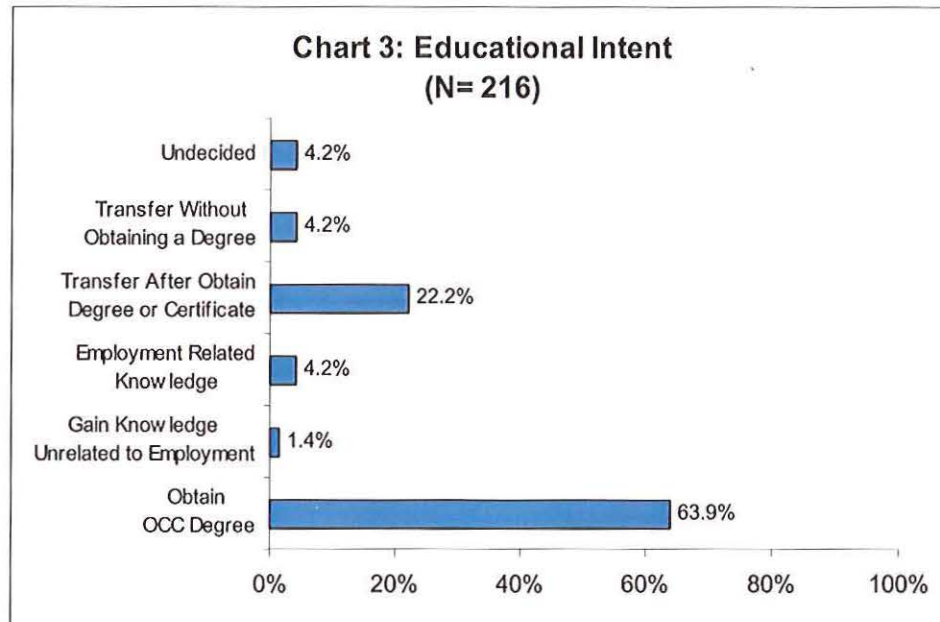
The following charts and analyses offer a more accurate insight into these findings.



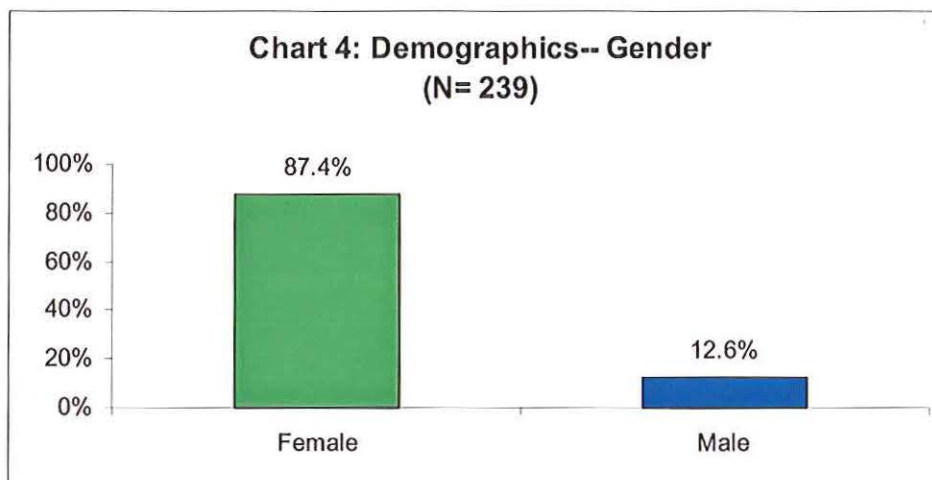
- The data indicate that 42.0% of Paralegal students for 2003 were previously enrolled in Winter 2003. This includes all students for the 2003 calendar year.



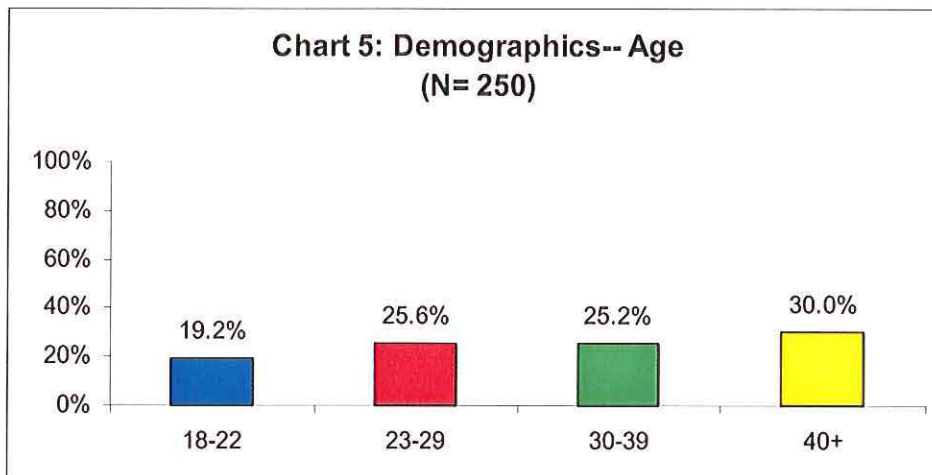
- The chart above indicates that 9.6% of Paralegal students for 2003 were FTIAC (First Time in Any College) students (24 students).



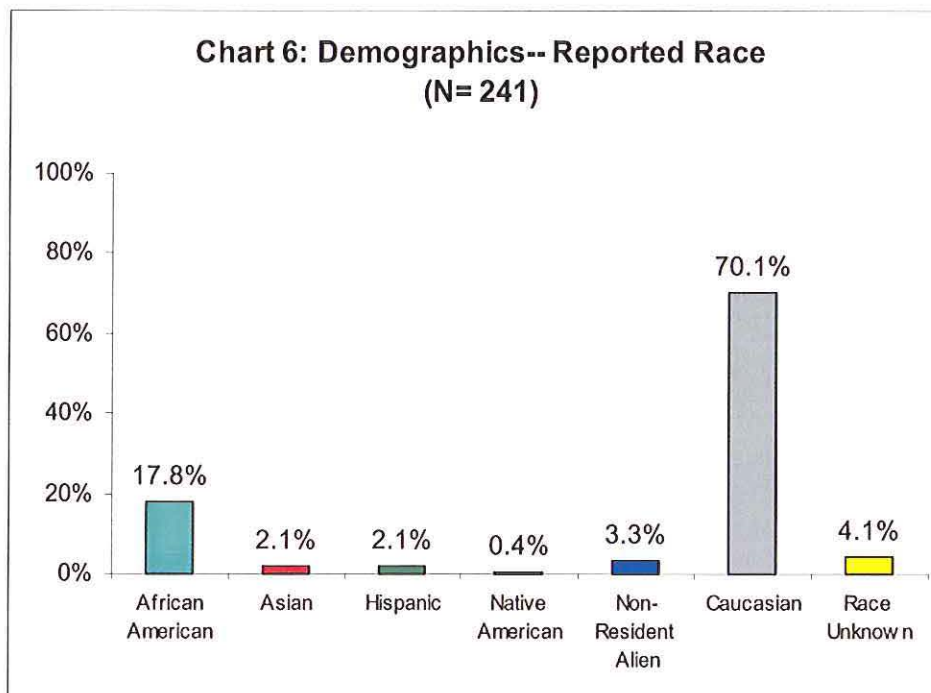
- Obtaining an OCC degree or certificate was the educational goal of most Paralegal students (63.9%) in 2003, with 22.2% intending to transfer after obtaining a degree or certificate.



- In 2003, most Paralegal students (87.4%) were female.



- Differences among age groups were relatively slight. Only 19.2% of Paralegal students in 2003 were of traditional college age (18-22 yrs.). Forty year-olds and older made up nearly a third of the total (30.0%).



- Most Paralegal students (70.1%) were Caucasian, with 17.8% African American.

## Institutional Research Report/Project Summation

*Fill-in the information on this form in spaces provided and print a copy for the file.*

<b>Analyst:</b> Mark Wooks	
<b>Report/Project Name:</b> 2003 PLG Benchmark Report	<b>Date Completed:</b> 2/25/2004
<b>Requested by:</b> Martin Orlowski	<b>Purpose/Objective:</b> Analysis of Paralegal students for 2003
<b>Audience/Report Destination Check list</b> <i>(Highlight your choices and use column on right for additional information)</i>	
Administration	
CASSC	
Chancellor's Council	
Cluster	
Curriculum Committee	
CPC	
CRC	
Deans	
Department Chairs	
Enrollment Services	
External	
Faculty	
Gen Ed	
<b>Marketing and/or Institutional Effectiveness</b>	
Presidents	
Recruitment	
Resource Development	
SOAC	
Workforce Development	
Other:	
<b>Methodology:</b> Calendar year 2003 PLG students used. Files merged by case, then restructured. Demographic data (frequencies) used.	<b>Sources: (I Drive files, websites, etc)</b> End of Session data 2003
	<b>File Pathway:</b>