



OAKLAND
COMMUNITY
COLLEGE

Credit Hour Trends Report
Legal Assistant/Paralegal Combined
LGL/PLG
2002-03

Prepared by:
Oakland Community College
Office of Institutional Research
April 16, 2004

**Oakland Community College
Credit Hour Trends Report
Legal Assistant/Paralegal Combined
1993-94 through 2002-03**

Each year the Office of Institutional Research prepares the Credit Hour Trends Report, based on data submitted to the State of Michigan in the annual ACS-6 (Activities Classification Structure) process. This report is based on each course section's official count date (1/10th Day). The Credit Hour Trends Report examines annual (July 1 - June 30) enrollment trends of OCC disciplines, based on course prefix codes.

Trends over a specified period of time are illustrated by the following graphs for Legal Assistant/Paralegal Combined.

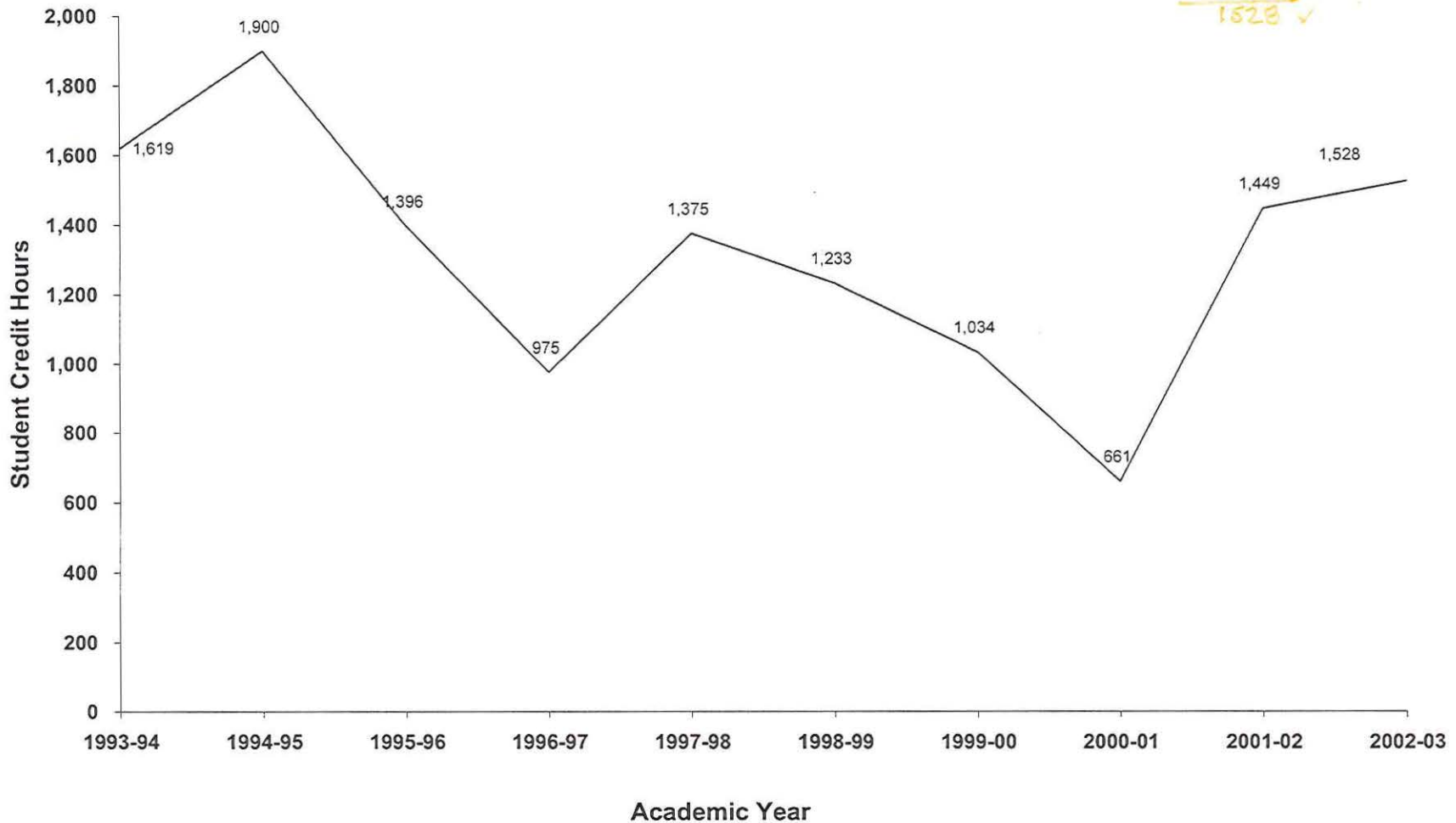
- Graph depicting ten-year trend in student credit hours generated by Legal Assistant/Paralegal Combined
- Graphs depicting three-year moving mean and rate of change in student credit hours for Legal Assistant/Paralegal Combined.
- Ten-year trend in annual credit hours generated Collegewide.

Questions regarding this report can be forwarded to the Office of Institutional Research at (248) 341-2123.

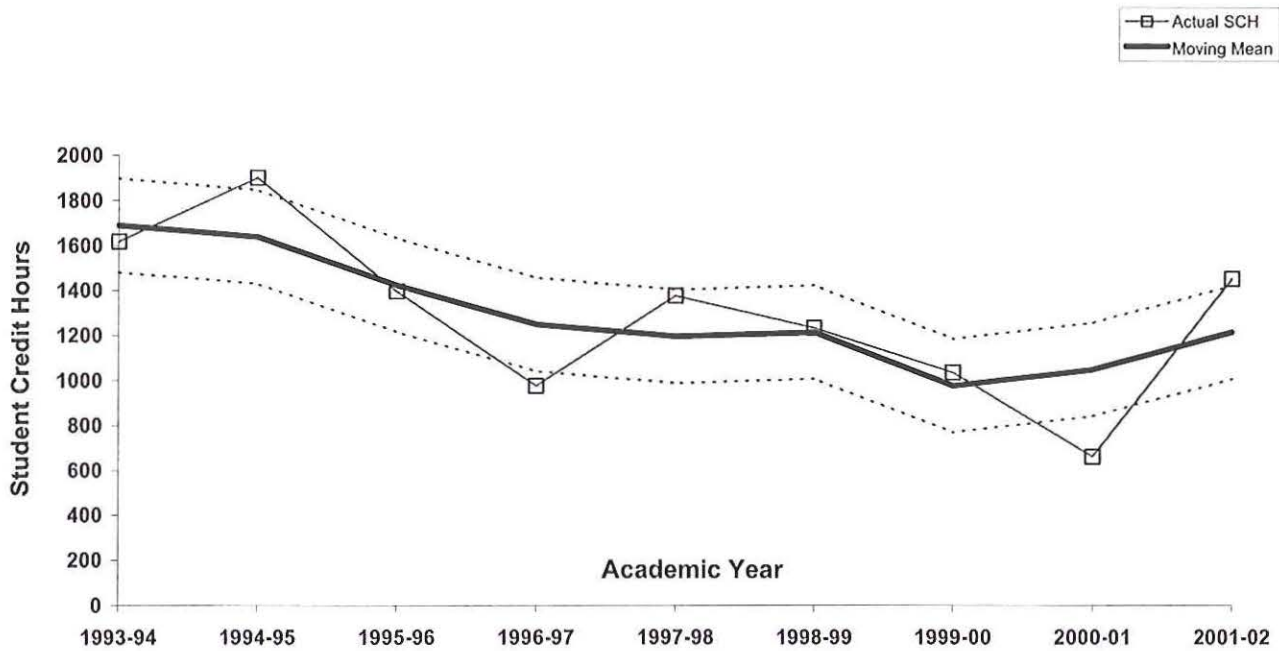
**Oakland Community College
Ten-Year Trend in Student Credit Hours
Legal Assistant/Paralegal Combined
1993-94 through 2002-03**

	1993-94 SCH	1994-95 SCH	1995-96 SCH	1996-97 SCH	1997-98 SCH	1998-99 SCH	1999-00 SCH	2000-01 SCH	2001-02 SCH	2002-03 SCH	5-Year % Change	10-Year % Change
Legal Assistant/Paralegal Cor	1,619 ✓	1,900 ✓	1,396 ✓	975 ✓	1,375 ✓	1,233 ✓	1,034 ✓	661 ✓	1,449 ✓	1,528 ✓	23.9	-5.6 ✓
College Wide Totals	501,553 ✓	471,593 ✓	451,159 ✓	443,471 ✓	431,521 ✓	440,448 ✓	438,997 ✓	453,054 ✓	447,928 ✓	478,827 ✓	8.7 ✓	-4.5 ✓

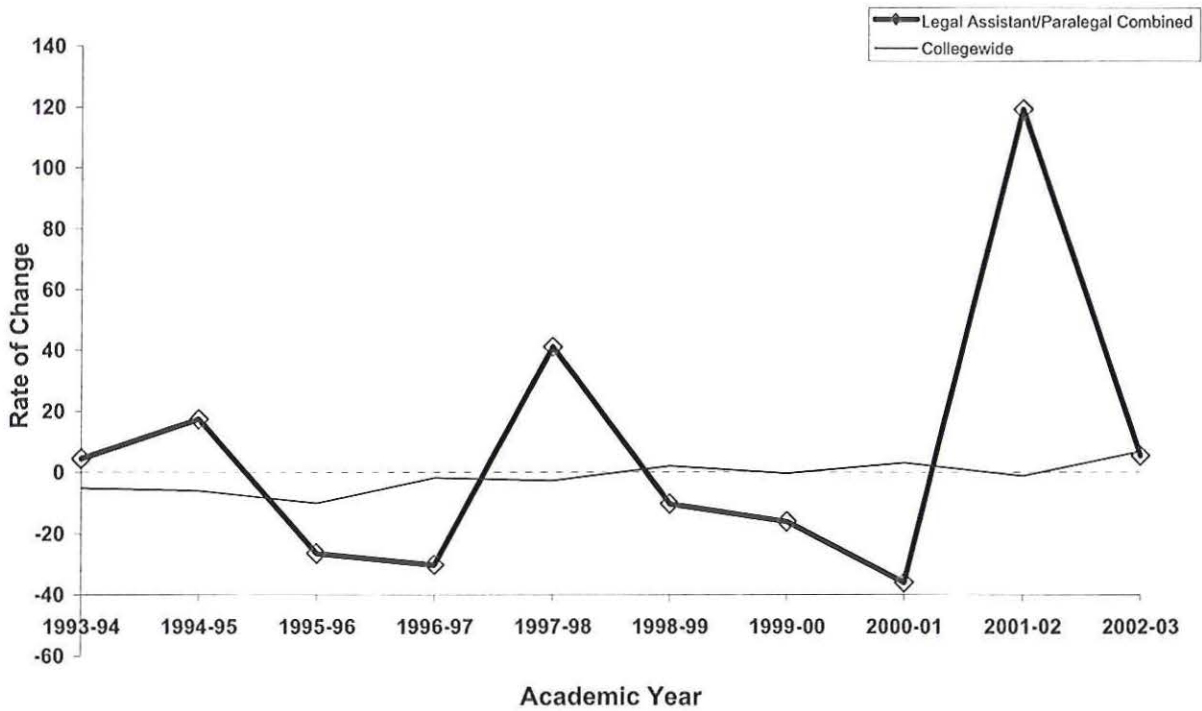
1488 PL
+ 40 LA
1528 ✓



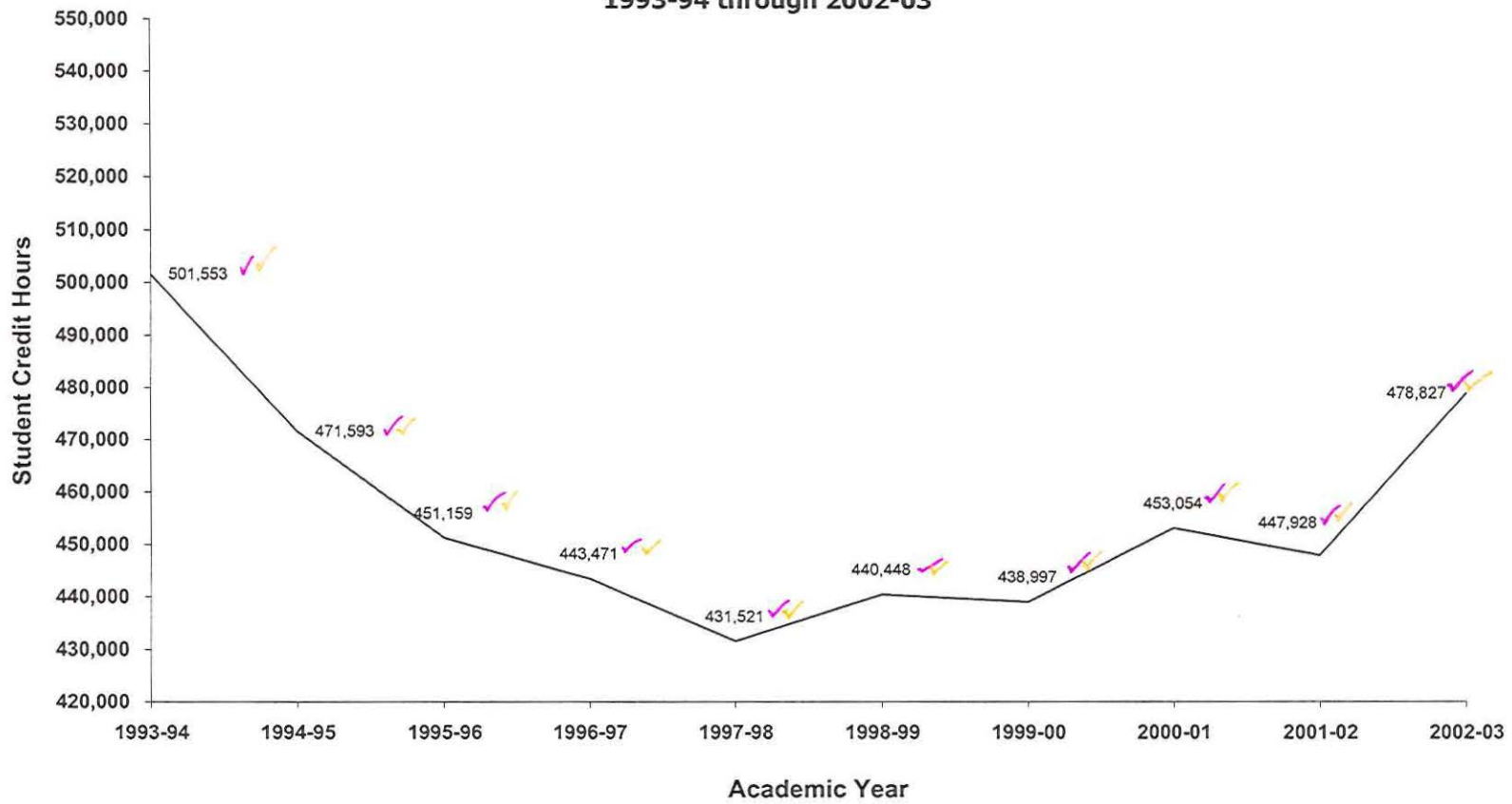
Oakland Community College
 Three-Year Moving Mean
 Legal Assistant/Paralegal Combined
 1993-94 through 2001-02



Rate of Change in Student Credit Hours 1993-94 through 2002-03



**Oakland Community College
Ten-Year Trend in Student Credit Hours
College-Wide
1993-94 through 2002-03**



1993-94	1994-95	1995-96	1996-97	1997-98	1998-99	1999-00	2000-01	2001-02	2002-03
501,553 ✓	471,593 ✓	451,159 ✓	443,471 ✓	431,521 ✓	440,448 ✓	438,997 ✓	453,054 ✓	447,928 ✓	478,827 ✓