

# Institutional Research Report

**Interior Design  
Degree and Credit Hour Trends Reports  
for  
Curriculum Review Committee**



**OAKLAND  
COMMUNITY  
COLLEGE**

## **TABLE OF CONTENTS**

### **Interior Design Degree Trends Report**

**INT Degree Trends Summary**

**INT Ten-Year Trend**

**INT Rate of Change**

**INT Three-Year Moving Mean**

**College-Wide Ten-Year Trend**

### **Interior Design Credit Hour Trends Report**

**INT Credit Hour Trends Summary**

**INT Ten-Year Trend**

**INT Three-Year Moving Mean**

**INT Rate of Change**

**College-Wide Ten-Year Trend**



OAKLAND  
COMMUNITY  
COLLEGE

**Degree Trends Report**  
**Interior Design**  
**INT**  
**2004-05**

**Prepared by:**  
**Oakland Community College**  
**Office of Institutional Research**  
**March 3, 2006**

**Oakland Community College  
Degree Trends Report  
Interior Design (INT)  
1995-96 through 2004-05**

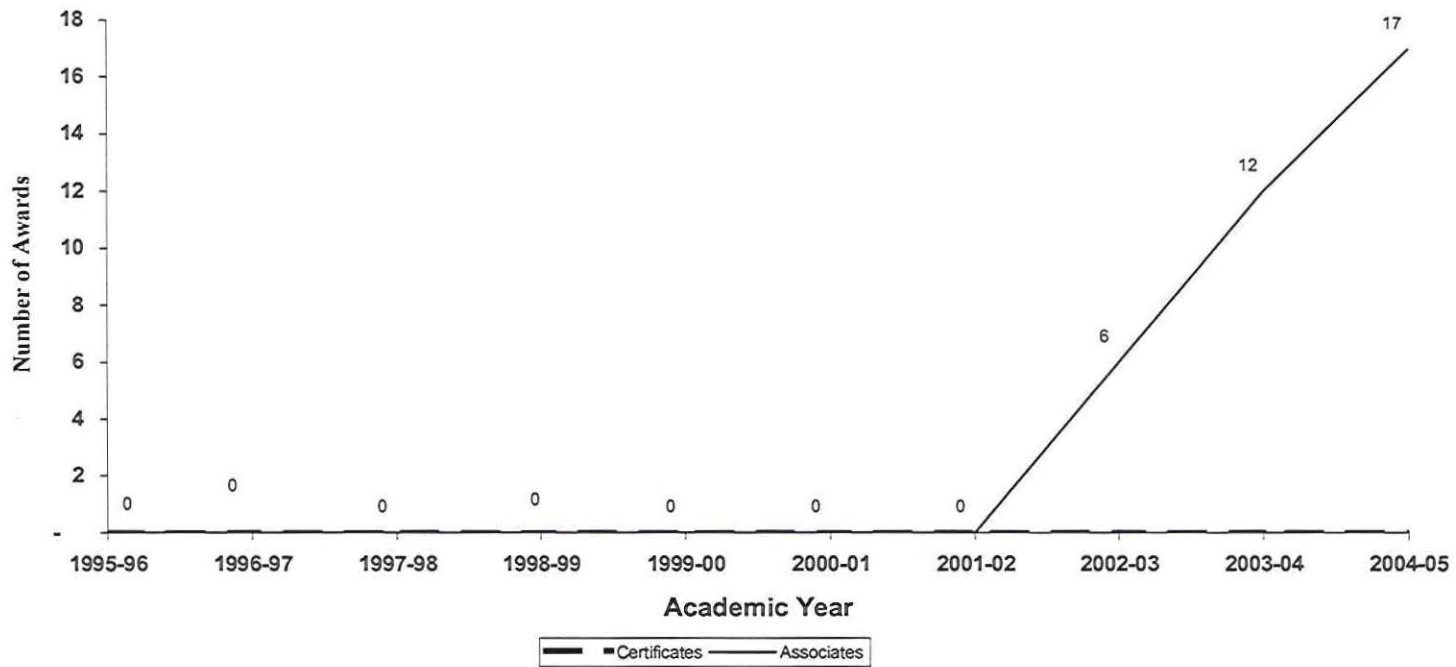
The Degree Trends Report is developed by the Office of Institutional Research based on data compiled from official college records which are submitted to the State of Michigan for the IPEDS (Integrated Post-Secondary Education System) Annual Degrees Conferred Report. The Degree Trends Report examines trends of OCC degrees, based on specific programs. The standard format offers information about certificates and associate degrees awarded. In the event that a given program offers only a certificate or an associate degree, information describing the other type of award will not be shown.

Trends over a specified period of time are illustrated by the following graphs for Interior Design (INT)

- Ten-year trend showing the annual awards conferred in Interior Design
- Rate of change in annual awards conferred in Interior Design
- The three-year Moving Mean for annual awards conferred in Interior Design
- Ten-year trend in awards conferred collegewide.

Questions regarding this report can be forwarded to the Office of Institutional Research at (248) 341-2123.

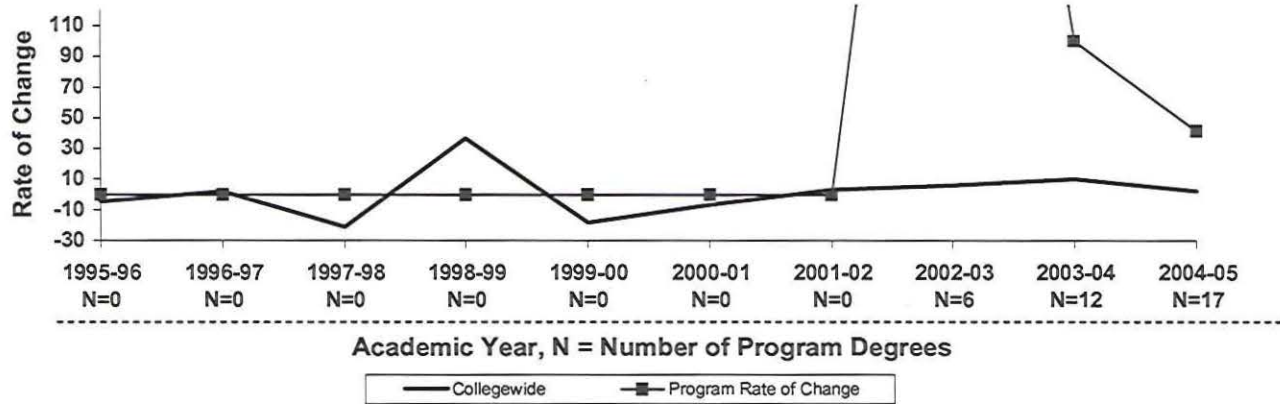
**Oakland Community College  
Associate Degrees and Certificates Awarded  
Interior Design  
1995-96 through 2004-05**



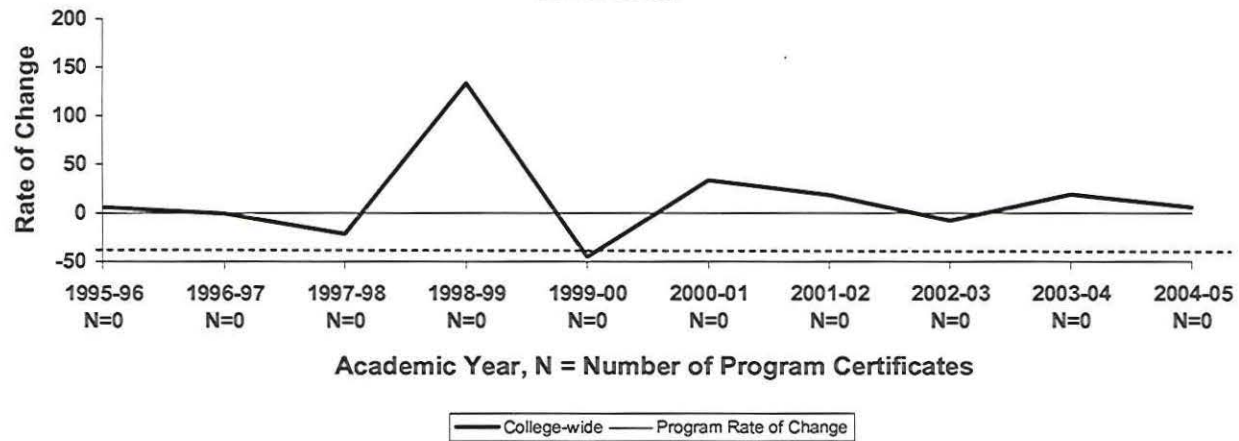
<u>Academic Yr.</u>	<u>Certificates</u>	<u>Associates</u>
1995-96	0	0
1996-97	0	0
1997-98	0	0
1998-99	0	0
1999-00	0	0
2000-01	0	0
2001-02	0	0
2002-03	0	6
2003-04	0	12
2004-05	0	17

**Oakland Community College  
Rate of Change in Annual Awards  
College-Wide  
1995-96 through 2004-05**

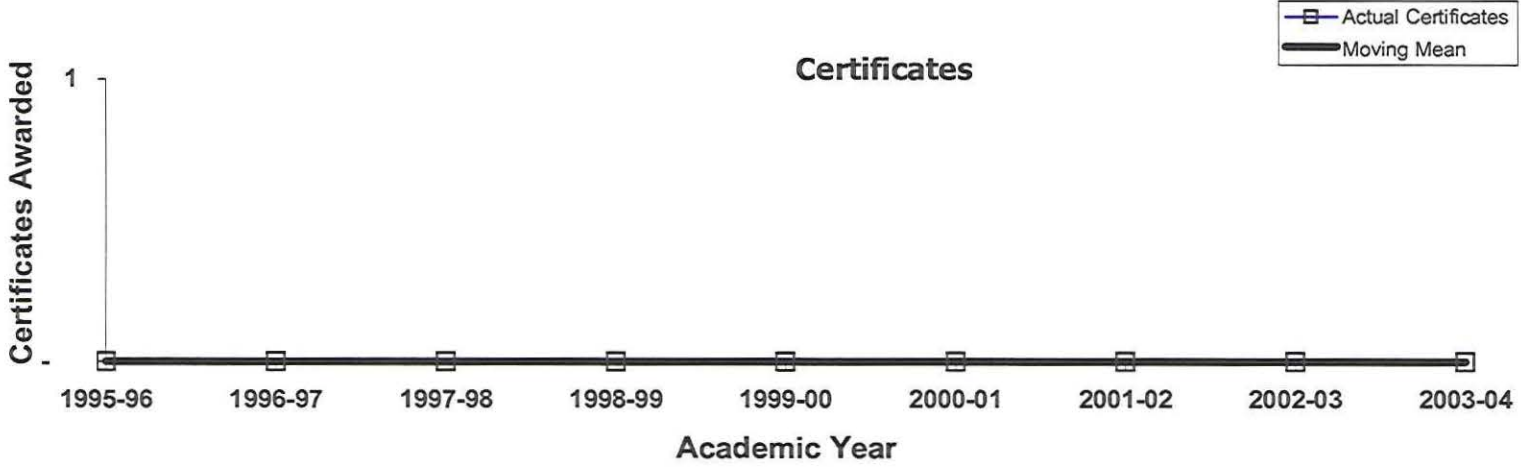
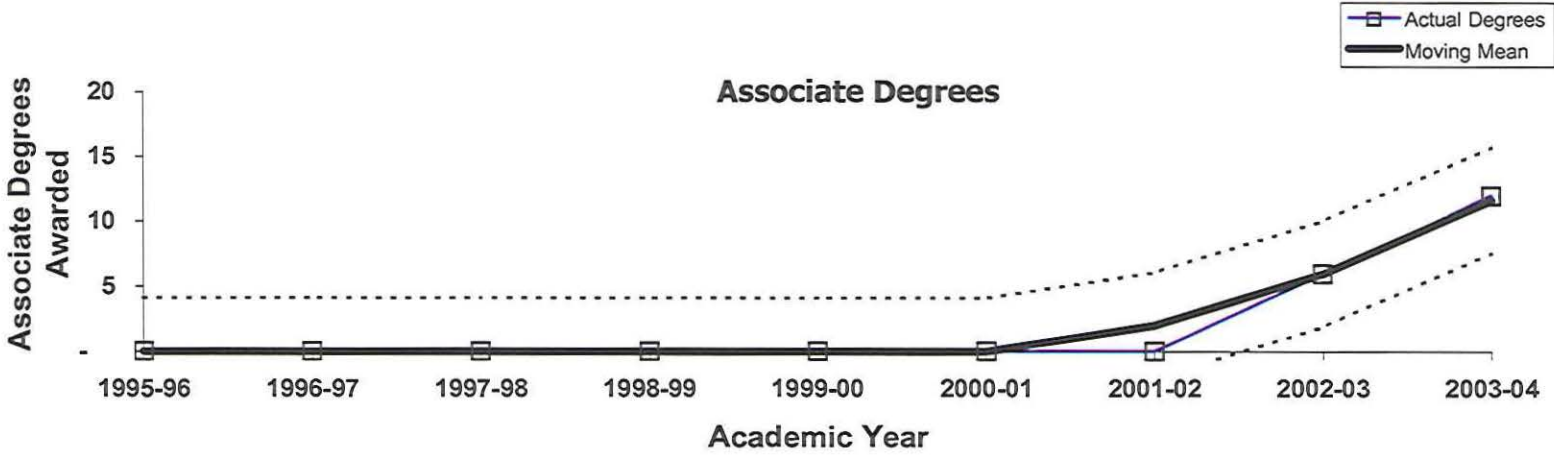
**Associate Degrees**



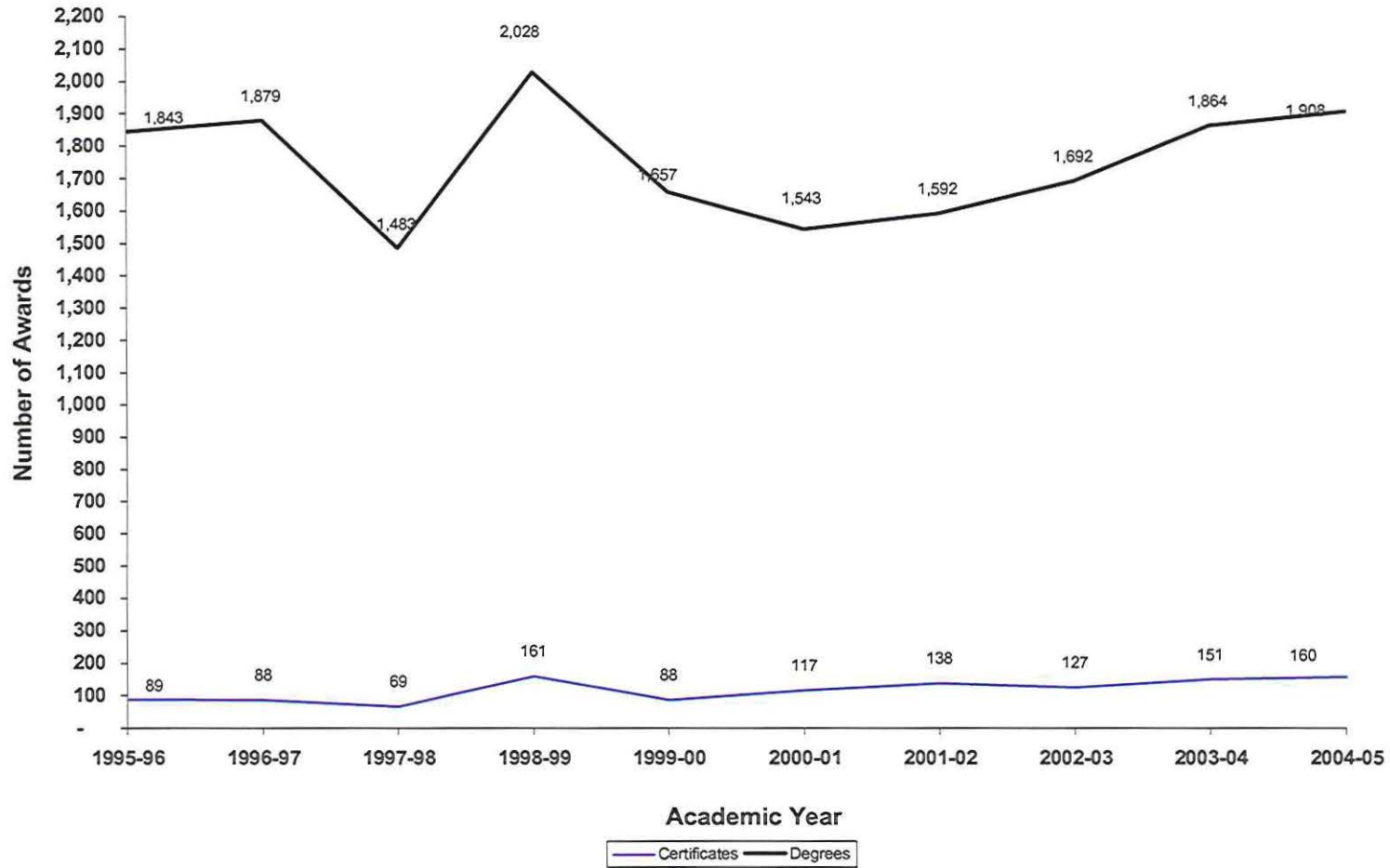
**Certificates**



**Oakland Community College**  
**Three Year Moving Mean in Annual Awards**  
**Interior Design**  
**1995-96 through 2003-04**



**Oakland Community College  
Associate Degrees and Certificates Awarded  
College-Wide  
1995-96 through 2004-05**







OAKLAND  
COMMUNITY  
COLLEGE

**Credit Hour Trends Report**  
**Interior Design**  
**INT**  
**2004-05**

**Prepared by:**  
**Oakland Community College**  
**Office of Institutional Research**  
**March 3, 2006**

**Oakland Community College  
Credit Hour Trends Report  
Interior Design  
1994-95 through 2004-05**

Each year the Office of Institutional Research prepares the Credit Hour Trends Report, based on data submitted to the State of Michigan in the annual ACS-6 (Activities Classification Structure) process. This report is based on each course section's official count date (1/10th Day). The Credit Hour Trends Report examines annual (July 1 - June 30) enrollment trends of OCC disciplines, based on course prefix codes.

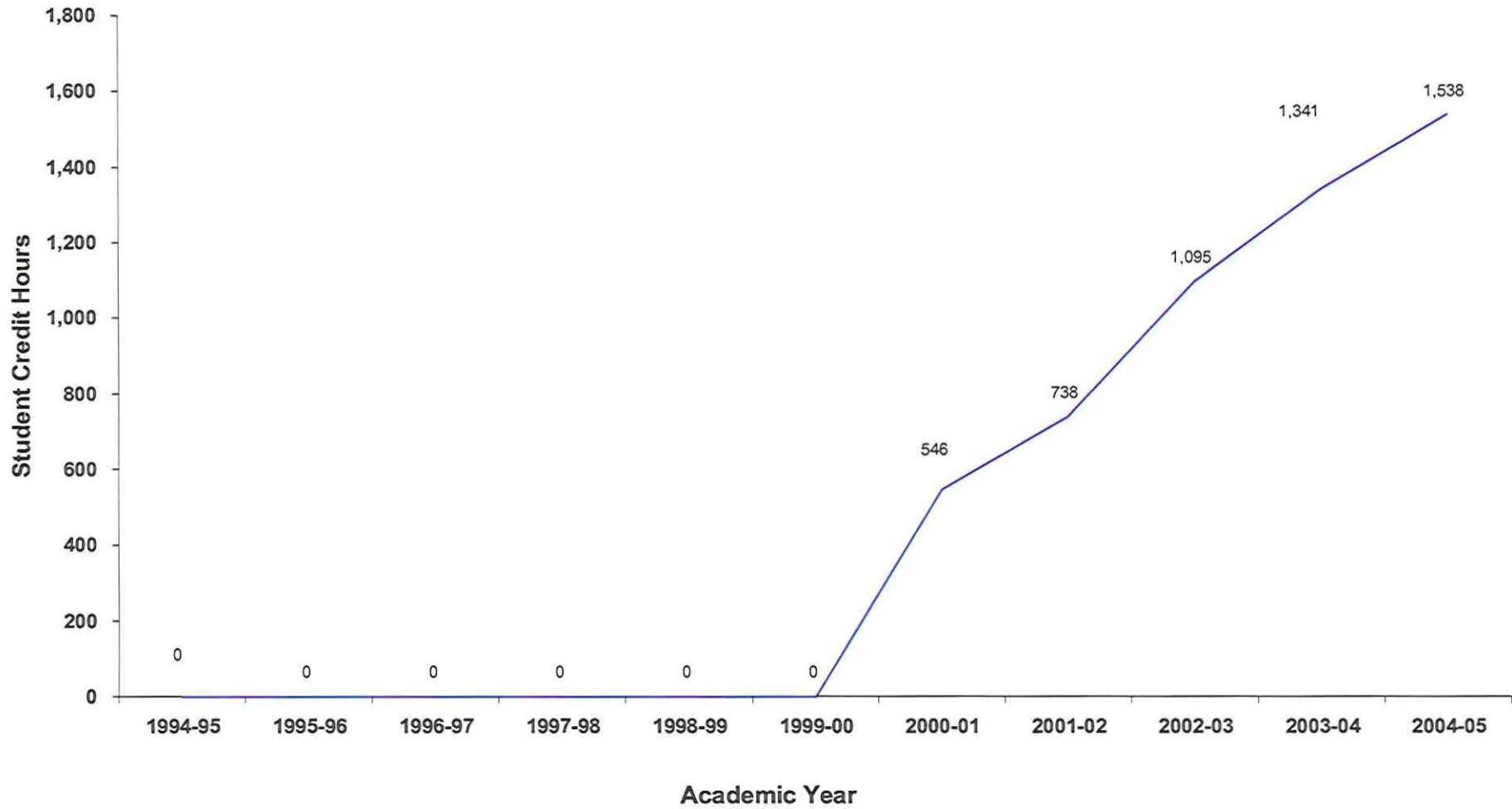
Trends over a specified period of time are illustrated by the following graphs for Interior Design.

- Graph depicting ten-year trend in student credit hours generated by Interior Design
- Graphs depicting three-year moving mean and rate of change in student credit hours for Interior Design.
- Ten-year trend in annual credit hours generated Collegewide.

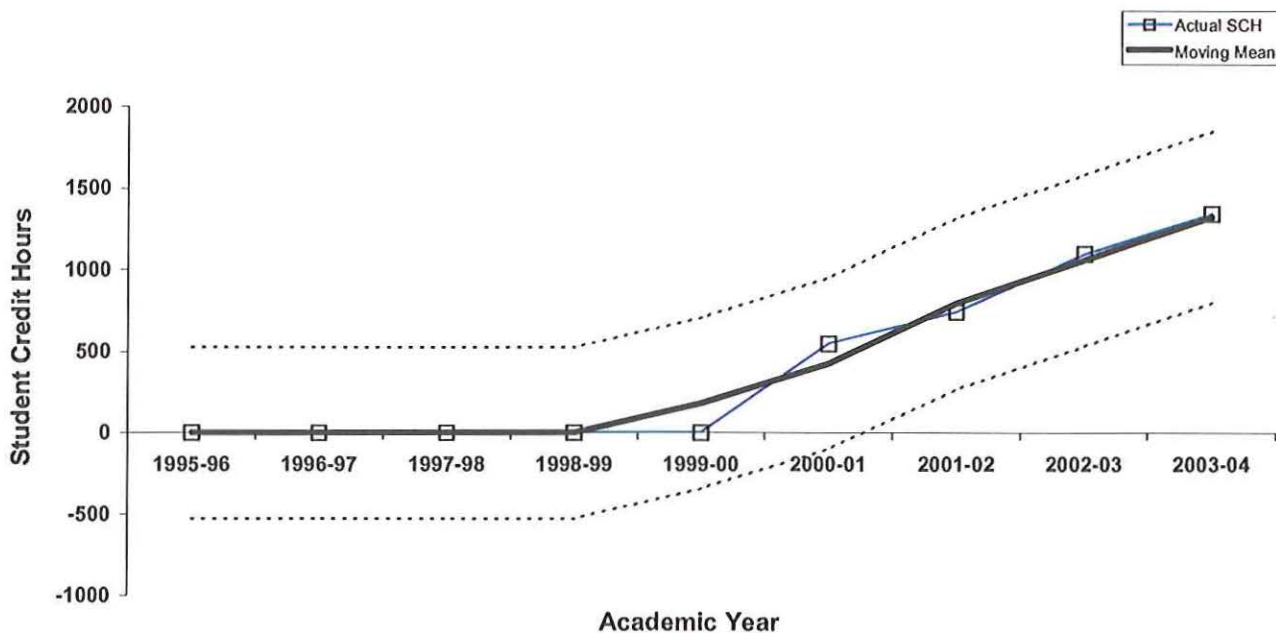
Questions regarding this report can be forwarded to the Office of Institutional Research at (248) 341-2123.

**Oakland Community College  
Ten-Year Trend in Student Credit Hours  
Interior Design  
1994-95 through 2004-05**

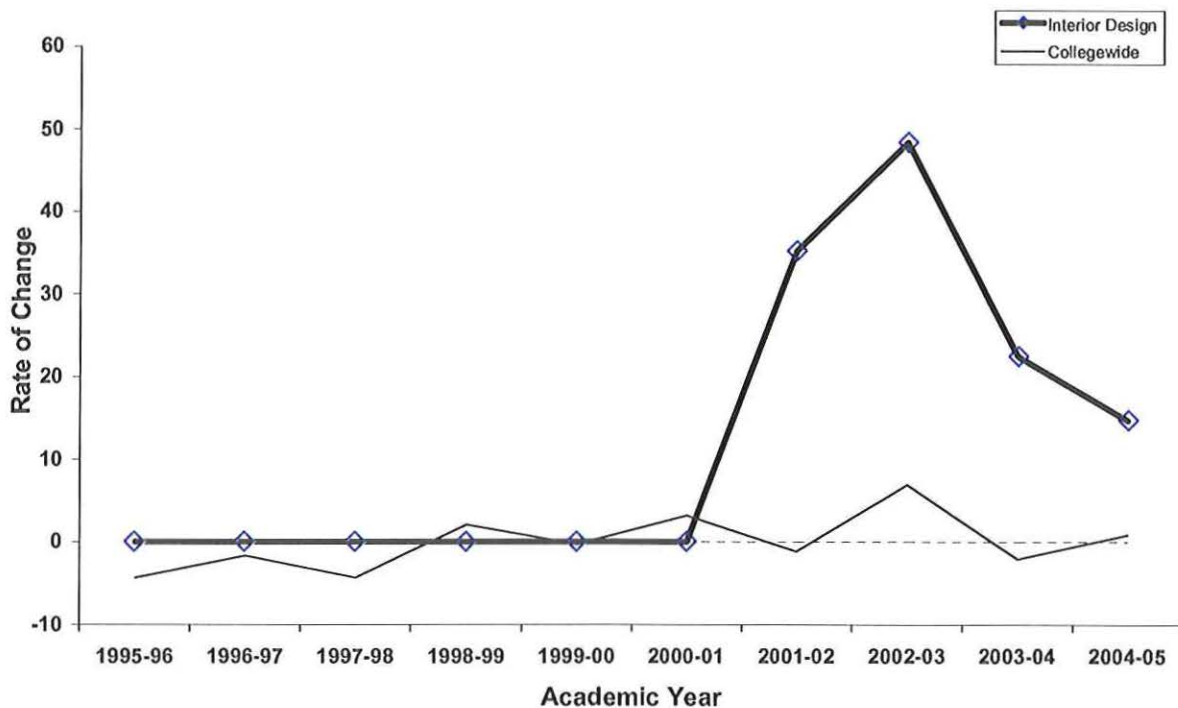
	1994-95 SCH	1995-96 SCH	1996-97 SCH	1997-98 SCH	1998-99 SCH	1999-00 SCH	2000-01 SCH	2001-02 SCH	2002-03 SCH	2003-04 SCH	2004-05 SCH	5-Year % Change	10-Year % Change
Interior Design	0	0	0	0	0	0	546	738	1,095	1,341	1,538	--	--
College Wide Totals	471,593	451,159	443,471	431,521	440,448	438,997	453,054	447,928	478,827	468,777	472,892	7.7	0.3



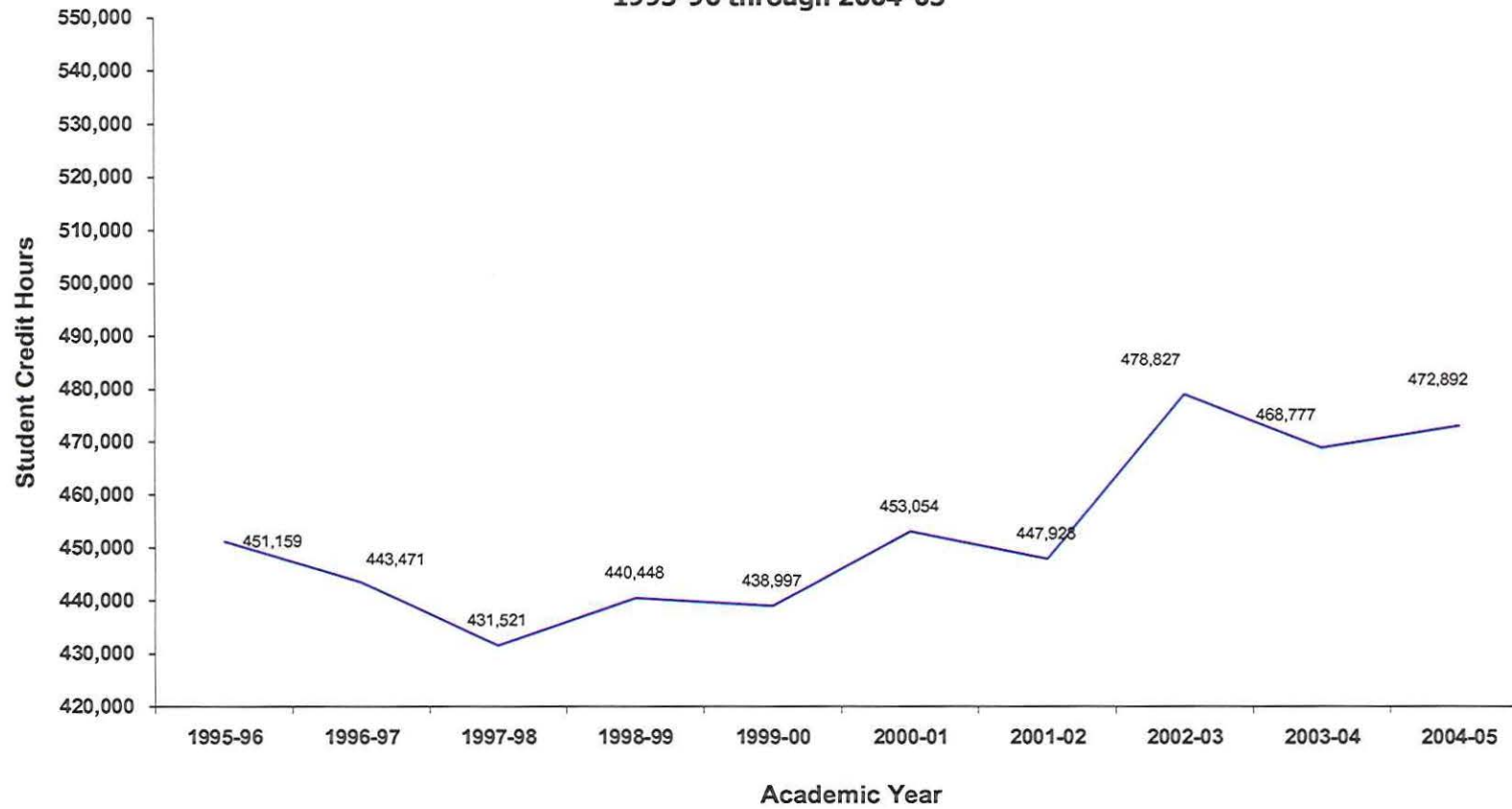
Oakland Community College  
 Three-Year Moving Mean  
 Interior Design  
 1995-96 through 2003-04



Rate of Change in Student Credit Hours 1995-96 through 2004-05



**Oakland Community College  
Ten-Year Trend in Student Credit Hours  
College-Wide  
1995-96 through 2004-05**



1995-96	1996-97	1997-98	1998-99	1999-00	2000-01	2001-02	2002-03	2003-04	2004-05
451,159	443,471	431,521	440,448	438,997	453,054	447,928	478,827	468,777	472,892