



OAKLAND
COMMUNITY
COLLEGE

College Wide Outcomes Assessment

Measure 5: Retention Of Students For Their Anticipated Length of Stay

Preliminary Report

Requested by:
Student Outcomes Assessment Committee

Prepared by
The Office of Institutional Research

June 1999

Oakland Community College
College Wide Outcomes

Measure # 5: Students will be retained for their anticipated length of stay
Report 1

Executive Summary:

Sample Description:

- Out of 4,359 FITIAC'S (First Time In Any College), 2,098 returned the *First Time Student Survey*. This report is based on that sub-sample.
- Length of stay: 93% or 1,943 students plan on enrolling at OCC for two or more terms. Seven percent or 155 students stated they would enroll for only one term.
- Expected Enrollment: Seventy percent or 1,397 students stated they planned on enrolling continuously (no breaks between semesters). Nine percent (174 students) planned on taking breaks between semesters and 21% (427 students) were uncertain.
- Of those who returned the *First Time Student Survey*, 1,269 planned on being here 2 or more terms and planned on enrolling continuously. Eighty-two percent (1,039 students) actually returned for the Winter 1999 term.

Students Overall:

- Approximately 2/3 of students who indicated they would attend OCC for only one term (Fall 1998) appear to have met their goal and did not return in Winter 1999. Approximately 1/3 of students who indicated they would stay at OCC for one term (Fall 1998) were enrolled in Winter 1999 suggesting they either did not successfully meet their goal or have since changed their intention.
- Of those who indicated on the First Time Student Survey that they intended to enroll continuously (no breaks between semesters), 81% did in fact enroll for the Winter 1999 term.

Transfer Students:

- Compared to students overall who planned on attending OCC for only one term (32%), a slightly higher percentage of Transfer students were still here in the Winter of 1999 (39%). One possible interpretation is that they decided to delay transfer until completing additional course work. Alternatively, they may have been denied admission to their transfer choice.

- For transfer students intending to attend 2 or more terms continuously, 85% did enroll for Winter 1999.

Occ-Tech Students:

- Compared to students overall who planned on attending OCC for only one term (32%), a slightly lower percentage of Occ-Tech students were still here in the Winter of 1999 (29%).

"Other" Students:

- Ninety percent of students designated "other" met their goal of attending for only one semester and were not enrolled in the Winter 1999 term. However, only 60% of those who intended to enroll continuously for two or more terms did in fact enroll for Winter 1999.

Demographic Variables:

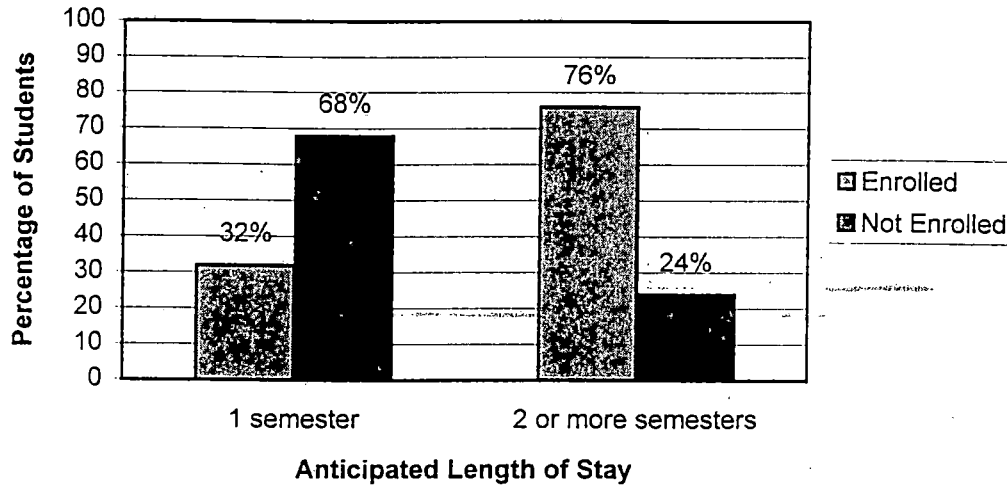
- There were no differences in enrollment between males and females who intended on attending two or more terms continuously with an average of about 80% doing so.
- However, for those intending to remain at OCC for only one term, 37% of females were still here in the Winter 1999 term compared to 24% of males.
- There were no differences in enrollment by race for students who intended to attend OCC for one term; about 67% accomplished that goal and did not enroll for Winter 1999.
- For those planning to attend two or more terms continuously, African-Americans enrolled at a lower rate (75%) than did Whites (82%) other races (83%).
- For those intending on enrolling at OCC for only one term, approximately 93% of those 29 years of age and younger met that goal and were not enrolled for the Winter 1999 term.
- Of those who intended to enroll for 2 or more terms continuously, the 22 and younger age group was most likely to actually enroll for Winter 1999 with 84% doing so. Those 40 and above were least likely to with 65% doing so.
- As it relates to parents college experience, 88% of students with parents who did not attend college and who planned on enrolling for the Winter 1999 term did so. Of those students with parents attended college, 70% enrolled for Winter 1999.

Conclusion:

It appears that retention of students for their anticipated length of stay has been successful thus far. An average of 81% of students who intended to enroll continuously at OCC for two or more terms have done so. Students who intend to transfer and those 22 years of age and younger demonstrate the highest retention rates (85% and 84% respectively) although these may often be the same students. Students designated as "other" (neither Occ-Tech nor Transfer) and African-American students demonstrate some of the lowest retention rates (59% and 75% respectively).

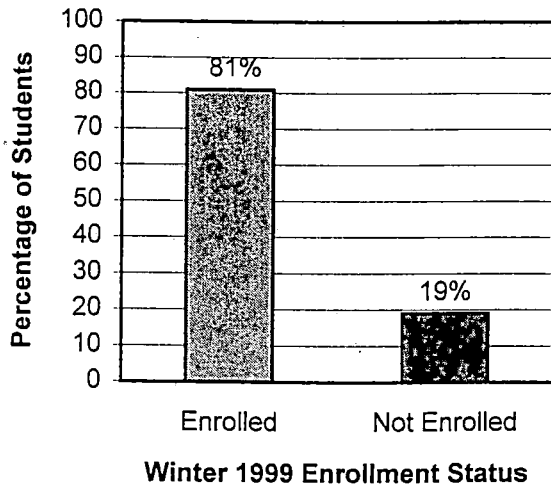
Oakland Community College
 College Wide Student Outcomes
 Measure # 5: Students will be retained for their expected length of stay

**Winter 1999 Enrollment of All *First Time Student*
 Survey Respondents**



The above chart includes all students who filled out the *First Time Student Survey* regardless of whether they intended to enroll continuously, non-continuously, or were uncertain of their intention.

**Students with Intentions to
 Enroll Continuously**

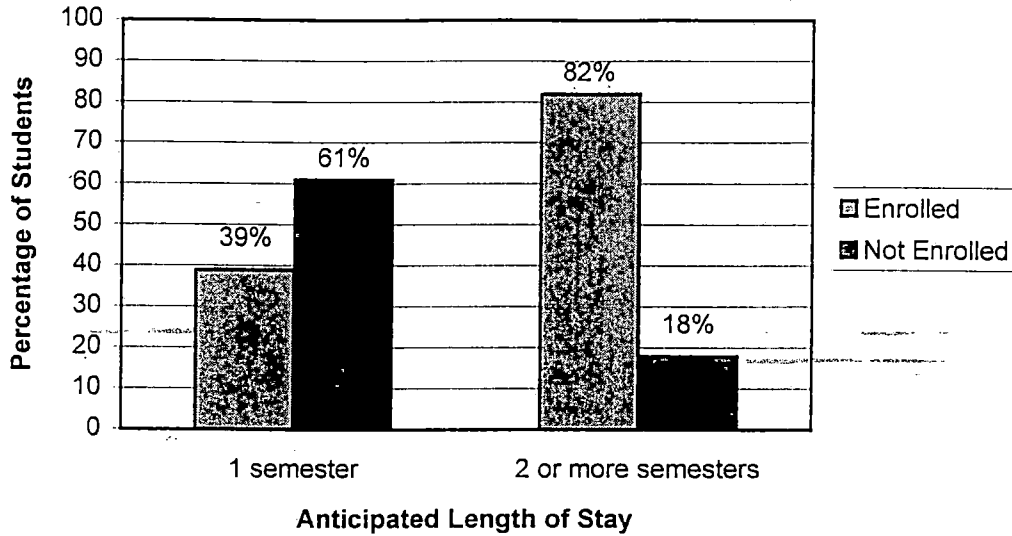


The chart at left pertains to students who indicated that they planned on attending OCC for 2 or more semesters and intended on enrolling continuously.

Thus, of those who stated they would enroll continuously, 81% attended both Fall 1998 and Winter 1999 terms while 19% failed to enroll for Winter 1999.

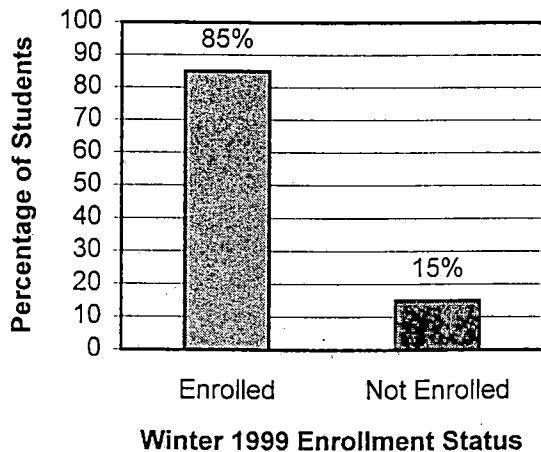
Oakland Community College
 College Wide Student Outcomes
 Measure # 5: Students will be retained for their expected length of stay

Winter 1999 Enrollment of Transfer Students



The above chart includes all students who filled out the *First Time Student Survey* regardless of whether they intended to enroll continuously, non-continuously, or were uncertain of their intention.

Transfer Students with Intentions to Enroll Continuously

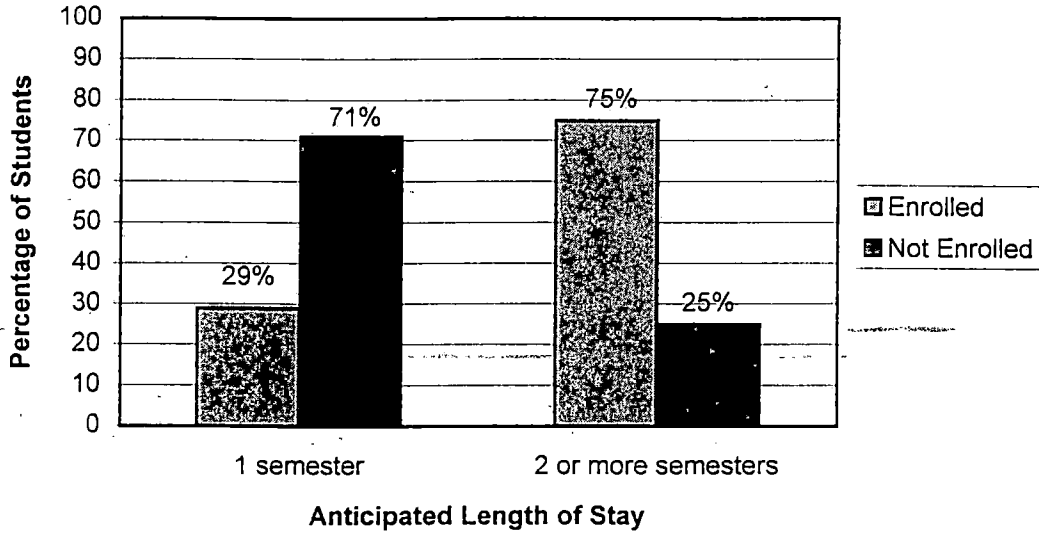


The chart at left pertains to Transfer students who indicated that they planned on attending OCC for 2 or more semesters and intended on enrolling continuously.

Thus, of those who stated they would enroll continuously, 85% attended both Fall 1998 and Winter 1999 terms while 15% failed to enroll for Winter 1999.

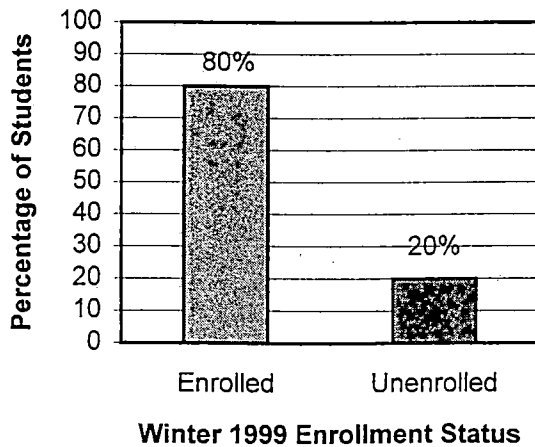
Oakland Community College
 College Wide Student Outcomes
 Measure # 5: Students will be retained for their expected length of stay

Winter 1999 Enrollment of Occ-Tech Students



The above chart includes all students who filled out the *First Time Student Survey* regardless of whether they intended to enroll continuously, non-continuously, or were uncertain of their intention.

Occ-Tech Students with Intentions to Enroll Continuously

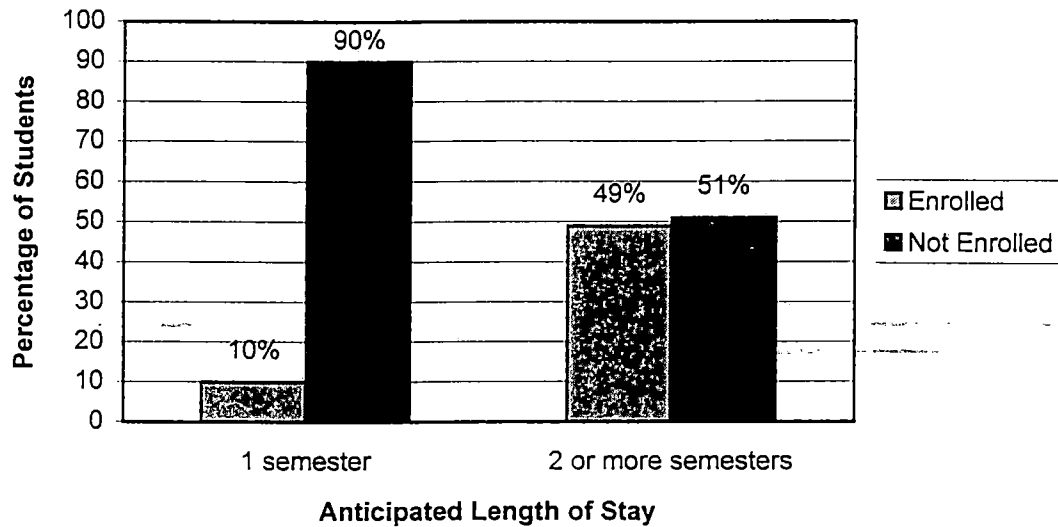


The chart at left pertains to Occ-Tech students who indicated that they planned on attending OCC for 2 or more semesters and intended on enrolling continuously.

Thus, of those who stated they would enroll continuously, 80% attended both Fall 1998 and Winter 1999 terms while 20% failed to enroll for Winter 1999.

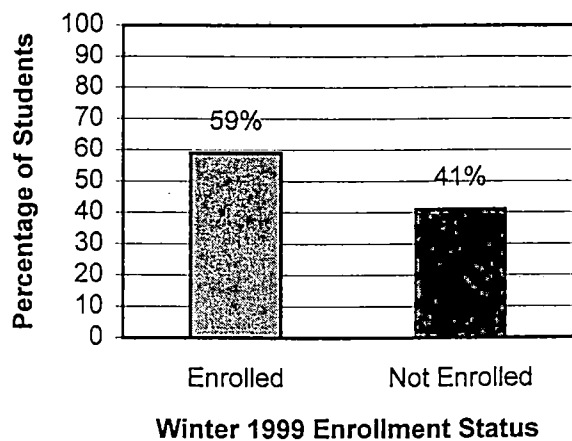
Oakland Community College
 College Wide Student Outcomes
 Measure # 5: Students will be retained for their expected length of stay

Winter 1999 Enrollment of "Other" Students



The above chart includes all students who filled out the *First Time Student Survey* regardless of whether they intended to enroll continuously, non-continuously, or were uncertain of their intention.

"Other" Students with Intentions to Enroll Continuously



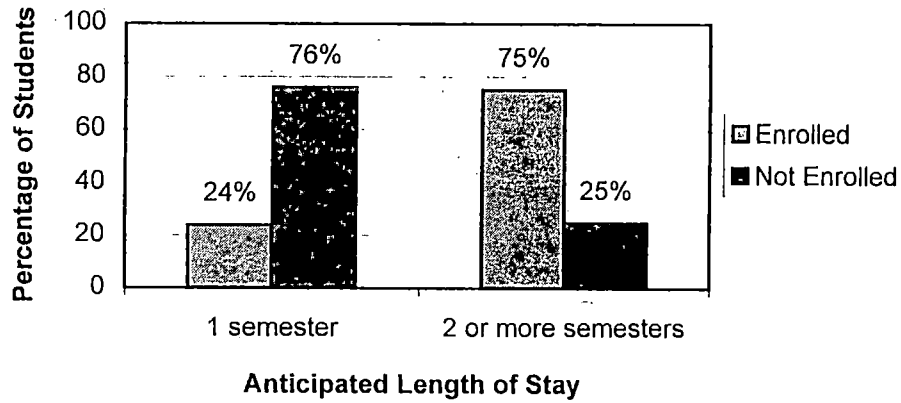
The chart at left pertains to "Other" students who indicated that they planned on attending OCC for 2 or more semesters and intended on enrolling continuously.

Thus, of those who stated they would enroll continuously, 59% attended both Fall 1998 and Winter 1999 terms while 41% failed to enroll for Winter 1999.

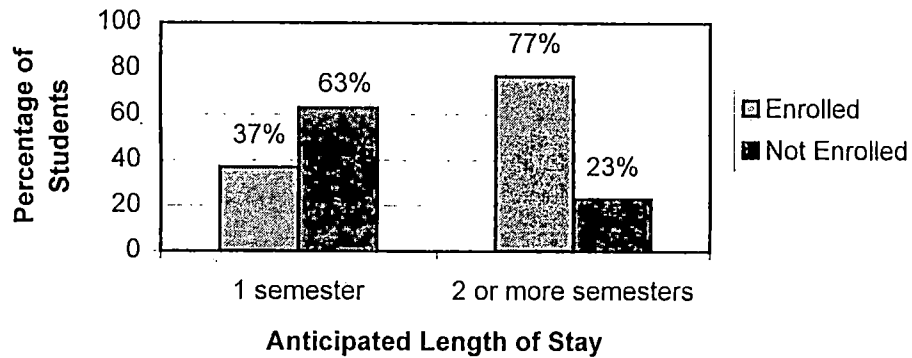
Oakland Community College
College Wide Student Outcomes

Measure # 5: Students will be retained for their expected length of stay

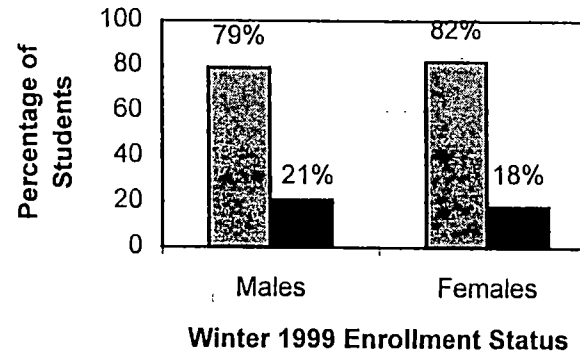
Winter 1999 Enrollment of Male Students



Winter 1999 Enrollment of Female Students



Male and Female Students with Intentions to Enroll Continuously

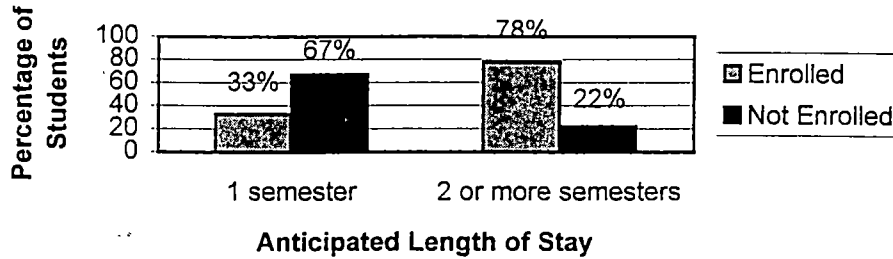


The chart above pertains to students who indicated that they planned on attending OCC for 2 or more semesters and intended on enrolling continuously.

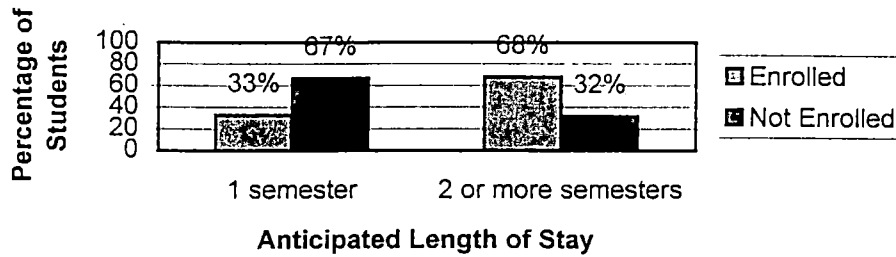
The above charts include all students who filled out the *First Time Student Survey* regardless of whether they intended to enroll continuously, non-continuously, or were uncertain of their intention.

Oakland Community College
 College Wide Student Outcomes
 Measure # 5: Students will be retained for their expected length of stay.

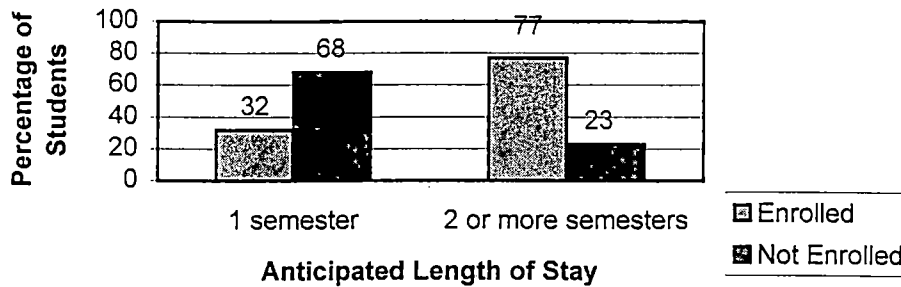
Winter 1999 Enrollment for White Students



Winter 1999 Enrollment for African-American Students



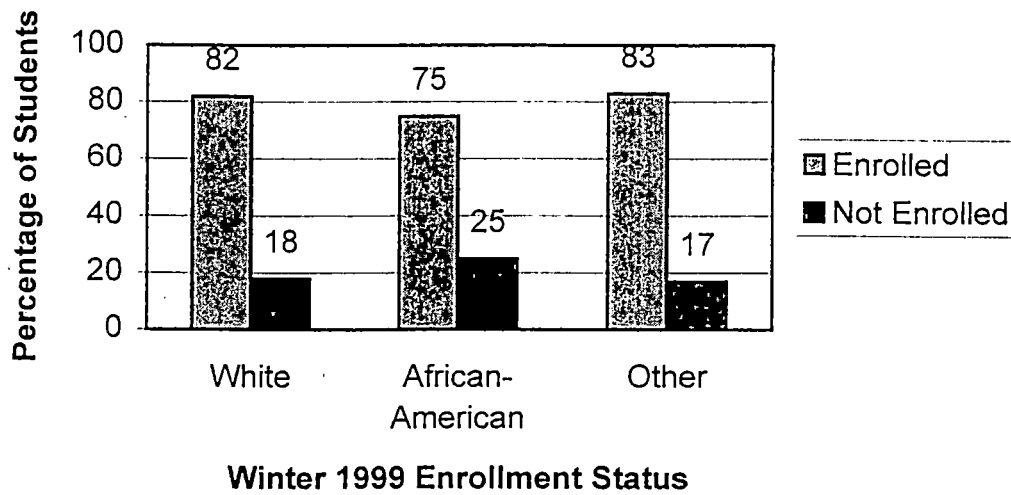
Winter 1999 Enrollment for All Other Races



The above charts include all students who filled out the *First Time Student Survey* regardless of whether they intended to enroll continuously, non-continuously, or were uncertain of their intention.

Oakland Community College
College Wide Student Outcomes
Measure # 5: Students will be retained for their expected length of stay.

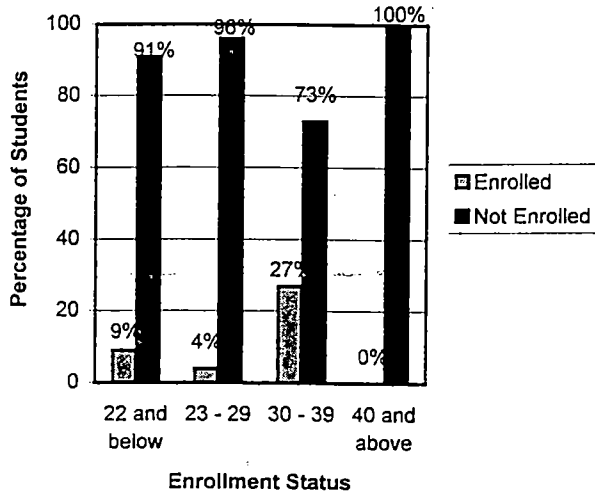
Enrollment Status by Race of Those with Intentions to Enroll Continuously



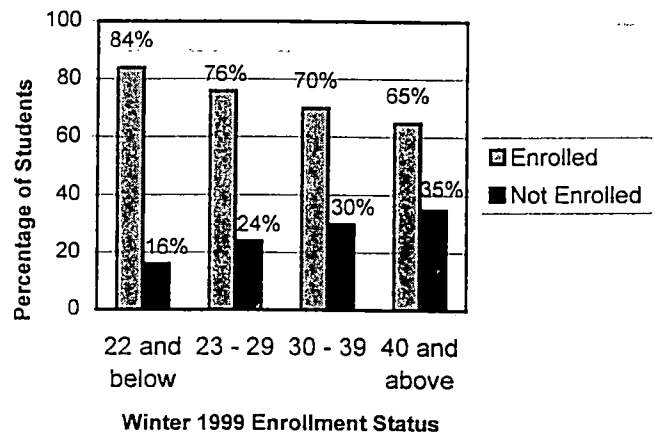
Oakland Community College
College Wide Student Outcomes

Measure # 5: Students will be retained for their expected length of stay

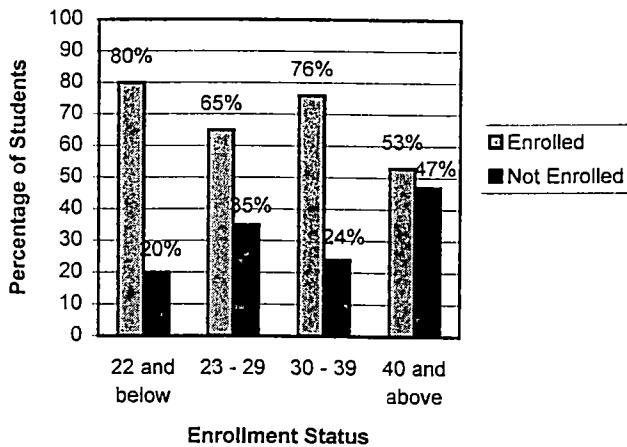
Winter 1999 Enrollment for Those Intending to Attend for One Semester



Students with Intentions to Enroll Continuously for 2 or More Semesters



Winter 1999 Enrollment for Those Intending to Attend 2 or More Semesters

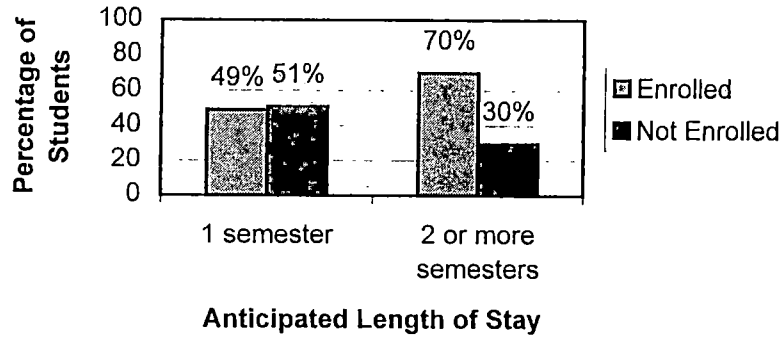


The chart above refers to students who indicated that they planned on attending OCC for 2 or more semesters and intended on enrolling continuously.

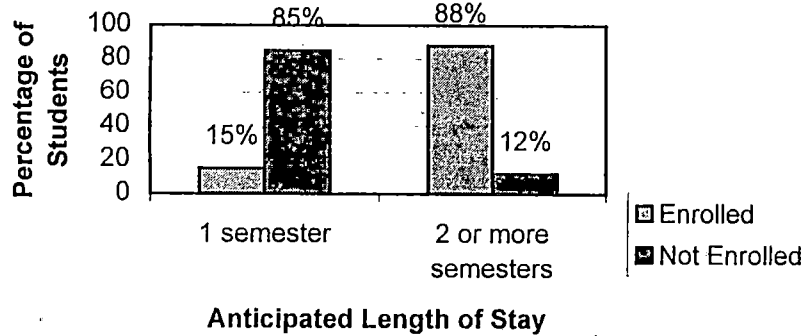
The above charts include all students who filled out the *First Time Student Survey* regardless of whether they intended to enroll continuously, non-continuously, or were uncertain of their intention.

Measure # 5: Students will be retained for their expected length of stay

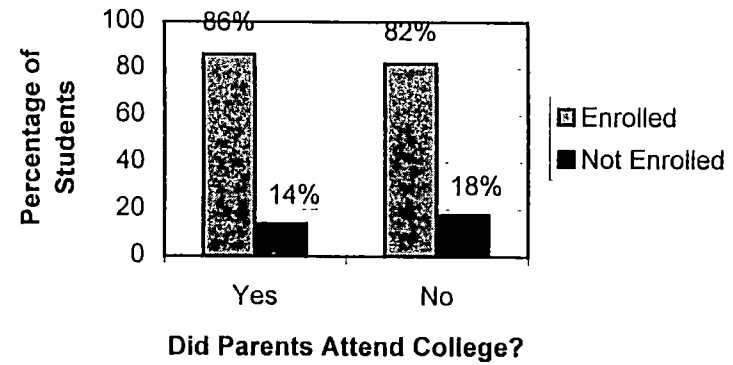
**Winter 1999 Enrollment for Students
Whose Parents Attended College**



**Winter 1999 Enrollment for Students
Whose Parents Did Not Attend College**



**Students with Intentions to Enroll
Continuously**



The chart above pertains to students who indicated that they planned on attending OCC for 2 or more terms and intended on enrolling continuously.

The above charts include all students who filled out the *First Time Student Survey* regardless of whether they intended to enroll continuously, non-continuously, or were uncertain of their intention.